

ALKO SEWING CENTER

www.alkosewing.com

Find us on Facebook

<https://www.facebook.com/AlkoSewingCenter/>

440-951-3435

**Welcome to
September
Alko Sew It All Club!**

Let's talk about decorating for Fall Y'All!

Here are a few of my favorite projects from the past:



Reversible Napkins

Note: No longer a free design from Brother

Quick tips:

Double sided means backside of embroidery is hidden & you get a neat finish to your napkins.

Stitch rolled hem from end to end, then “dab” with Fray Check and weave tail under stitches.



Consider - Alternative design: Dakota Napkin Borders F70504




"Faux" Cathedral Windows
Candle Mat

Quick tips:

Sewing 6-inch circles – Great way to use a Circular Sewing Attachment!

Easy to make and reversible!






[Quick Quilted Table Runner](#)

Quick tips:

Construction design “hides” turning hole on backside of runner.

Fusible batting would make this faster! Quilt it or not – your choice!

Mini LED Lights and faux leaves add extra pizzazz and look spectacular at night!



Purchased at the Dollar Tree

Time for more tips & tricks for the Brother ScanNCut!

Get started right out of the box - Included Accessories



- Getting Started Guide & 12" x 12" Cardstock
- Accessories Pouch with Spatula and Stylus
- My Connection Activation Card for XP
- 12" x 12" Fabric Mat
- Iron-On Fabric Applique Sheet (2PCS)
- Pen Holder
- Erasable Pen Set (2PCS)
- Auto Blade with Holder
- Thin Fabric Auto Blade with Holder
- 12" x 12" Standard Tack Mat

Stand-Alone No PC Required
5" LCD Touchscreen Display for
easy editing of cut data

Transfer Files
with Ease
Wireless Network
Ready*

Blade Sensor
Technology
Detects the
thickness
of Materials

Cuts up to 0.1"
(3 mm) thickness†

1,303 Built-in
Designs








Available at ALKO Sewing Center!

Let's review options for cutting:

Blades & Holders included with 325 DX Model

New kid on the block! Rotary blade for precision cutting. Perfect for fussy fabrics!

	×	×	×	×
				
	Auto Blade	Auto Blade Holder	Thin Fabric Blade Holder	Thin Fabric Auto Blade
SKU	CADXBLD1	CADXHLD1	CADXHLDQ1	CADXBLDQ1
Use with	Auto Blade Holder	Auto Blade	Thin Fabric Auto Blade	Thin Fabric Auto Blade Holder
For Cutting 	up to 3mm	up to 3mm	fabric without backing	fabric without backing
Machine Compatibility	ScanNCut DX	ScanNCut DX	ScanNCut DX	ScanNCut DX



More about cutting fabric next month!

CADXRBKIT1 is Compatible with ScanNCut DX Series Cutting Machines Only



SDX85



SDX85C



SDX125, SDX125E,
SDX125i, SDX125TS



SDX85M



SDX85S



SDX125EGY, SDX135PRO



SDX230D, SDX230DX



SDX225, SDX225F



SDX330D



SDX230Di



SDX325

Brother ScanNCut DX CADXRBKIT1 is compatible with **ScanNCut DX** series cutting machines ONLY: SDX85, SDX85C, SDX85M, SDX85S, SDX125, SDX125i, SDX125e, SDX125EGY, SDX125TS, SDX135PRO, SDX225, SDX225F, SDX230D, SDX230Di, SDX230DX, SDX325, SDX330D

Options for Drawing with ScanNCut:

Standard
Pen Holder



Universal Pen
Holder



Small Barrell
Pen Holder





Let's Go Sew with Joanne Banko Resources:

Reach out to Joanne via her sewing and embroidery website: www.letsgo sew.com

Email: joannebanko@letsgo sew.com

Joanne Banko's blog: <https://www.letsgo sew.com/joanne-bankos-blog>

Videos on my YouTube channel:

<https://www.youtube.com/c/LetsGoSewWithJoanneBanko>

Free Let's Go Sew Tutorials & Tip Sheets [HERE](#)