

From Compliance Spend to Operational Control

Understanding how Legionella compliance budgets are structured — and what continuous visibility changes.

Legionella
Consultancy Services





EXECUTIVE BRIEFING

Stop Approving Compliance Budgets Without Understanding How They're Structured

Most organisations know what they spend on Legionella compliance. Very few understand how that spend is distributed — or whether it actually delivers operational control.

[Book a Consultation](#)

Water compliance is a continuous journey — not a final destination.

Compliance Spend Evolves Quietly

Legionella compliance budgets rarely change dramatically. They evolve over time — incrementally, quietly, and without scrutiny.

Manual Checks Continue

Because they always have. Habit replaces strategy as the primary driver of activity.

Sampling Repeats

Routine cycles persist regardless of whether the data they generate informs decisions.

Reactive Remedial Work Is Absorbed

Unplanned costs are accepted as normal operational expenditure rather than examined as signals.

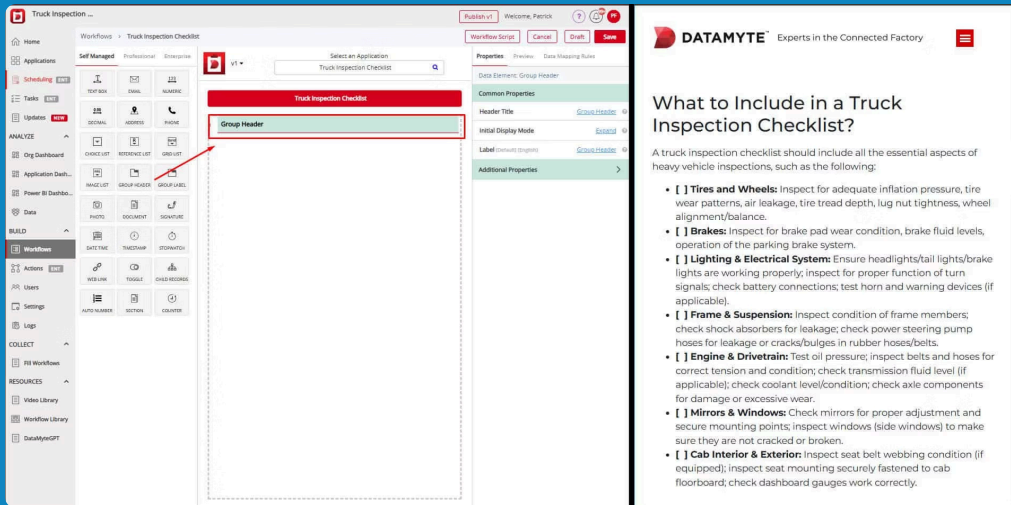
Administrative Oversight Increases

Collation, reporting and coordination consume growing proportions of time and resource.

No single item appears unreasonable. Collectively, they form an operating model.

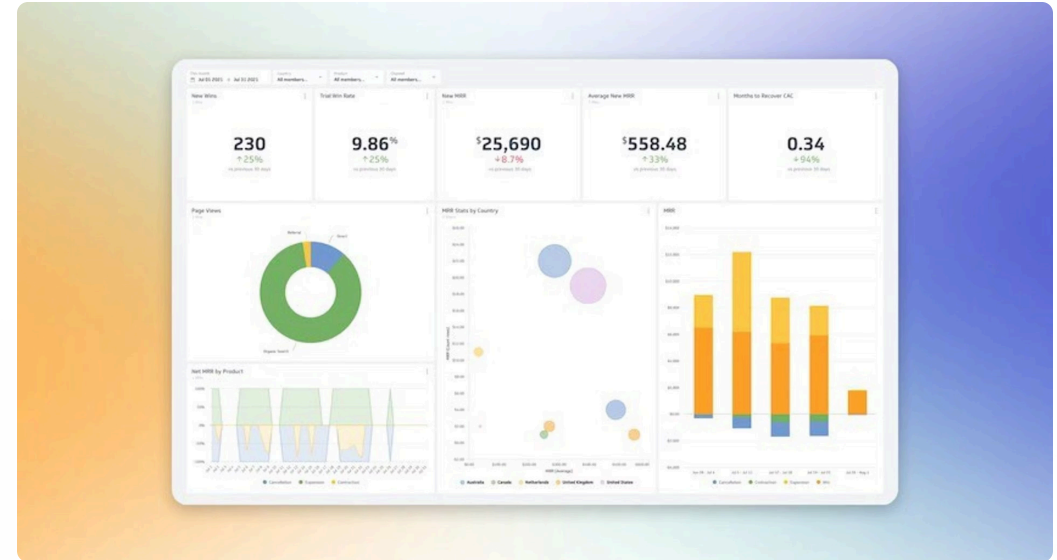
Traditional Compliance

Paper-based records. Manual temperature logs. Monthly snapshots. Evidence gathered retrospectively. Visibility exists only at the point of inspection.



Operational Control

Live dashboard visibility. Continuous monitoring. Exception-based alerts. Automated audit evidence. System stability confirmed in real time.



Most Estates Have Never Examined Their Operating Model

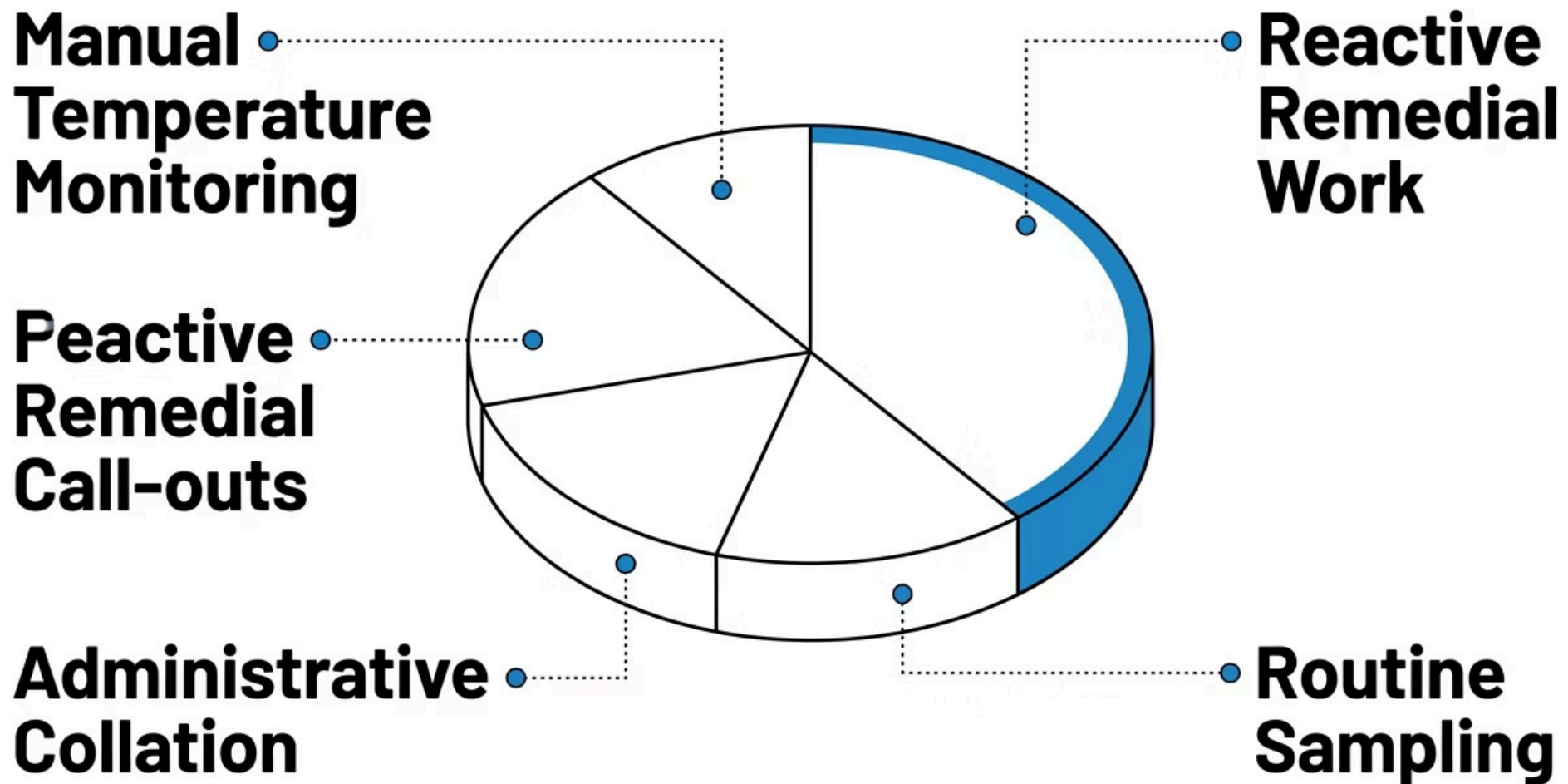
Many estates remain compliant. But compliance activity and operational control are not the same thing.

The question is not: "Are we compliant?"

It is: "Is our compliance spend structured to provide operational control?"

Where Does Your Budget Actually Go?

In many traditional compliance structures, spend is concentrated in activities that demonstrate compliance — but provide limited visibility between monthly checks.



⚠ These activities demonstrate compliance. But they provide little visibility between monthly checks.

Introducing the Operational Compliance Spending Analyser

A structured tool that allows organisations to move beyond instinct and examine their compliance operating model with clarity and precision.

1

Quantify Annual Cost

Establish the true total of your annual compliance operating expenditure across all activities.

2

Understand Spend Distribution

Examine how budget is allocated across manual, reactive, administrative and monitoring activities.

3

Model Budget-Neutral Reallocation

Explore how existing spend could be restructured without increasing total investment.

4

Explore Enhanced Maturity

Understand what operational control and continuous visibility could look like within your current budget envelope.

From Reactive Activity to Structured Oversight

Traditional Model Concentrates Spend On:

→ Manual Checking

Periodic visits and temperature logging as the primary evidence mechanism.

→ Reactive Intervention

Responding to failures after they occur rather than anticipating them.

→ Emergency Attendance

Unplanned call-outs that absorb budget and disrupt operational planning.

A Reallocated Model Prioritises:

- Continuous visibility across all monitored assets
- Exception-based response triggered by data
- Planned remedial activity on a structured schedule
- Digital audit documentation generated automatically
- Centralised governance with board-level reporting

Predictive rather than retrospective. **Planned** rather than reactive. **Data-led** rather than paper-led.

The Operating Model Changes — Not Necessarily the Spend

The total investment may remain similar. The operational approach changes completely.

Periodic Snapshots

~~Traditional~~ — Visibility exists only at the moment of inspection. Gaps between visits are operationally blind.

Continuous Visibility

Improved — System status is known at all times. Anomalies are identified and acted upon immediately.

Reactive Response

~~Traditional~~ — Issues are discovered after they have developed. Response is driven by failure rather than foresight.

Exception-Led Intervention

Improved — Alerts trigger targeted response. Resource is deployed where and when it is genuinely needed.

Manual Evidence Gathering

~~Traditional~~ — Records are compiled manually, creating administrative burden and risk of gaps.

Automated Audit Evidence

Improved — Documentation is generated continuously, providing a complete and defensible audit trail.

Designed for Complex Estates

Relevant For:



Facilities & Estates Managers



Compliance & Risk Managers



Managing Agents



Healthcare Estates



Education Settings



Multi-Site Operators

Especially Where:

Reactive visits recur without clear resolution

Sampling cycles feel habitual rather than strategic

Governance scrutiny is increasing from boards or regulators

Administrative burden keeps growing without clear benefit

Operational Control Changes Governance Confidence

When visibility is continuous rather than periodic, the nature of governance changes fundamentally. Boards and senior stakeholders gain access to structured assurance rather than retrospective explanation.



Stronger Defensibility

A complete, continuous audit trail supports confident responses to regulatory enquiry.



Reduced Retrospective Explanation

Operational data speaks for itself. Less time spent reconstructing what happened and why.



Better Operational Assurance

Confidence is grounded in live system status, not the memory of the last inspection visit.



Structured Oversight

Governance frameworks are supported by data architecture rather than manual collation.



More Informed Decision-Making

Investment decisions are guided by operational evidence rather than assumption or habit.

Compliance proves checks occurred. **Operational control proves system stability.**

What Happens When Operating Models Never Evolve?

The consequences are rarely dramatic. They accumulate gradually — eroding efficiency, increasing burden, and compounding operational uncertainty over time.

Repeat Reactive Visits

The same issues recur because root causes are never addressed through structured oversight.

Repeated Sampling Cycles

Sampling continues on habit rather than risk-informed frequency, consuming budget without strategic purpose.

Growing Administrative Burden

Manual collation, reporting and coordination consume increasing proportions of staff time.

Increasing Access Coordination


Scheduling visits across complex estates becomes a significant operational overhead in itself.

Ongoing Uncertainty

Between inspection visits, system status is unknown. Confidence is based on assumption rather than evidence.

Escalating Operational Friction

Each inefficiency compounds the others, creating a model that is increasingly difficult to manage and justify.

 Most estates are not overspending dramatically. They are **leaking operational efficiency gradually.**

THE BIGGER PICTURE

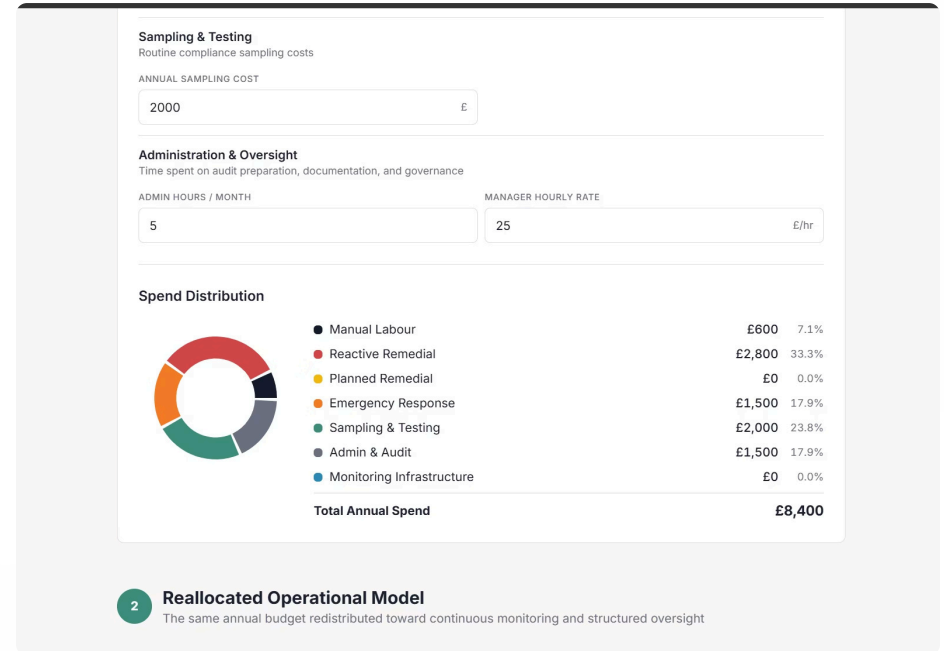
This Is Not About Adding More Compliance

It is about evolving delivery. The goal is not to layer additional activity on top of an existing model — it is to examine whether the existing model is structured to deliver what it should.

The Operational Compliance Spending Analyser helps organisations examine:

- How current spend is structured across all compliance activities
- Whether that structure delivers genuine operational control
- What continuous visibility could change within the same investment

📄 Before increasing your budget, examine its structure.



3

Core Questions

Structure. Control. Visibility.

1

Analyser Tool

One structured framework for clarity.

Review Your Compliance Operating Model

Access the Operational Compliance Spending Analyser and examine how your current budget is structured, where operational friction exists, and what operational control could look like using the same investment.

How Your Budget Is Structured

Understand the true distribution of your annual compliance spend across all activity types.

Where Operational Friction Exists

Identify the activities and patterns that are consuming resource without delivering operational control.

What Operational Control Could Look Like

Model a reallocated operating approach using the same investment envelope.

[Access the Operational Analyser](#)

[Book a Consultation](#)

Legionella Consultancy Services

Trusted nationwide across healthcare, housing, education and commercial estates.