

VIP PROCESS
2026






VIP Process Overview

Welcome to the Volunteer Impact Portal (VIP)—the official onboarding and screening system for all FCA volunteers. The VIP is designed to ensure that every volunteer serving in FCA ministry programs is properly screened, qualified, and equipped to serve with excellence and integrity. All volunteers are required to create an FCA Account with a Global ID and complete the full VIP application and qualification process. Previous MLA submissions are no longer sufficient, and as of August 4, 2025, all volunteers must use the VIP system to be approved for service.

The VIP process guides you through several important steps, including entering personal information, responding to spiritual questions, signing required waivers, and completing final screening. Volunteers under the age of 18 must also have parental consent on file. Once approved, **each volunteer will be assigned role-specific training** to ensure they are prepared to serve well in their specific area of ministry. For the safety of all participants, all adult volunteers are required to complete a background check every two years through FCA's approved provider, Asurint. You will also have an annual renewal of the Christian Community Statement. These results are confidential and are only accessible to authorized FCA personnel.

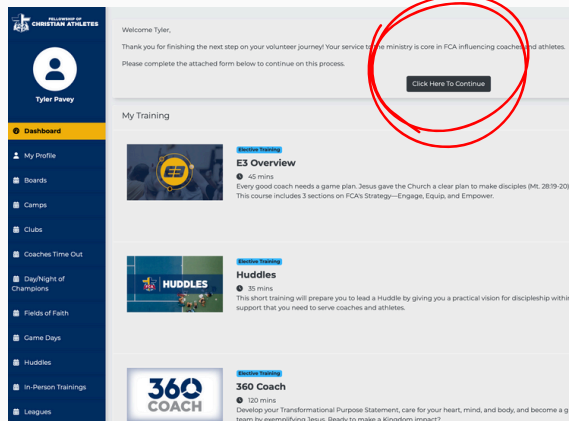


Starting the Journey

Volunteer process

The first step in the VIP process is creating your VIP account. Be sure to use an email address that you have regular access to, as this login will be used for all FCA training, communication, and volunteer approvals moving forward. Your VIP account is your permanent access point for everything related to serving with FCA, so it is important to set it up carefully and keep your login information secure. Once your account is created, you will be guided into the VIP system where you will be asked to complete several important steps to continue the approval process, including:

- Filling out required references (Contact references before so they know to look out for the email from FCA)
- Answering spiritual temperature questions
- Christian Community Statement
- Agreeing to FCA's Statement of Faith
- Waiver Agreements
- Training (different training for different roles)



Make sure you finish all the steps of your account!

As you work through the VIP process, it is important to answer every question and complete every section of your profile. The system will not move you forward until all required information has been submitted. If you exit and later return to the portal and see a prompt to “finish your profile,” that means your setup is not yet complete. Taking a few extra minutes to carefully review and finalize every part of your profile ensures that your application can be properly reviewed and approved without delays.

Huddle Details

280 Cougar Rd, Boiling Spring Lakes, North Carolina, United States, 28461

South Brunswick High School Baseball Huddle

Sport: Baseball

Apply now

Show map

My Profile

Boards

Camps

Clubs

Coaches Time Out

Day/Night of Champions

Fields of Faith

Game Days

Huddles

In-Person Trainings

Leagues

Local Clinics

Retreats

Trips

Training

Next Step

Applying for your desired program

Once you have completed your profile, your local FCA staff member will review your application to determine your eligibility to serve in ministry. If your application is approved, your profile will be submitted for a required background check. Your local FCA staff member will reach out to you after approving your profile and initiate the background check to be sent to your email. After the background check is successfully completed and reviewed, you will receive an email confirmation notifying you that you are officially approved to serve in local FCA ministry. At that point, you will be fully cleared to begin participating in FCA programs and activities. **You will then either have to search for your desired program to serve with or you will be sent the link to apply by your local staff member.** If you go to the main home page, on the left side of the screen you will see several different categories to serve in. Please reach out to your local staff member if you have questions about these categories.

Apply for your desired role

Once you reach the FCA program you would like to serve with, click "Apply Now" and select the role you are applying for. Once you apply it will show your journey progress. This will tell you all the training that is required to be approved for this role.

SBHS Baseball Huddle - Roles

Portal / Program / Roles

My Selections

Please select from available Roles below

From Wed Jan 14, 2026 - Hide Full Roles - Refresh

Available Roles

Character Coach AUG 4, 2025 TO AUG 29, 2026
Character Coach

2 spots left

Select this role

Floyd Central High School - IN - Athlete - Multi-Sport - High School - Floyd Central High School - Roles

Portal / Program / Roles

My Selections

Please select from available Roles below

From Wed Jan 14, 2026 - Hide Full Roles - Name - Refresh - Submit

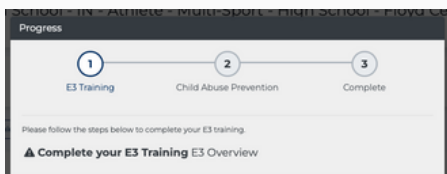
Available Roles

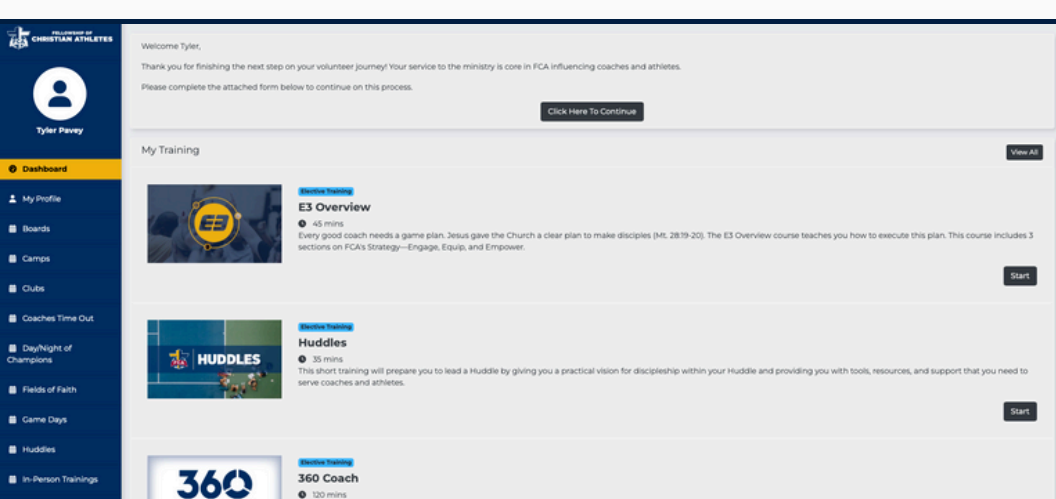
Huddle Leader SEP 1, 2025 TO AUG 31, 2026
Huddle Leader

0 spots left

Pending

Training Progress





Training

Finishing your role specific Training

After you have been notified of the training required for your selected role, return to your VIP dashboard and scroll through your training list to see everything you need to complete. Be sure to work through each assigned training until all requirements for your role are finished. Once your training is complete, you will be fully equipped and officially ready to serve in ministry with FCA.

Common training descriptions



At the bottom of the VIP dashboard page, you will find a list of all your upcoming Roles and the progress of the journey for each role. This will be a great way to check the progress and see if you have been accepted for the role you applied for.

