	Document type: COA	Document No: QA-COA-011	Version: 03
	Effective Date: 01.06.2021		Page 1 of 3 Pages

Certificate of Analysis


Product Name	T20/C4 SATIVA -AMNEZIA		
Product Form	Inflorescence	Label	TEVA ADIR
Batch No.	210206010	Expiry date	07/2022



#	Analysis name	Method	Specification	Result
1.	Appearance	Visual	Brown green clustered /grinded flowers with a characteristic smell. The samples are free from molds, insects and another animal contamination.	Pass
2.	Identification	IH Bazelet HPLC – LAB-002-M01	Retention time (RT) of relevant cannabinoid peak in Sample solution is similar to RT of the corresponding peak in Standard Solution	Pass
3.	Humidity as LOD*	Based on Ph.Eur.10 (2.2.32, Moisture analyzer 105° to constant weight	12% (9-15%)	15%
4.	Assay on dry basis	IH Bazelet HPLC – LAB-002-M01 According to Ph. Eur.10 requirements (2.2.46)		
4.1.	TOTAL THC*		20% (16%-24%)	22.3%
4.2.	TOTAL CBD*		4% (0%-7%)	<0.1%
4.3.	CBN Cannabinol		NMT 1.5%	<0.1%
4.4.	CBC A Cannabichromenic Acid		Indicative	<0.1%
4.5.	CBC Cannabichromene		Indicative	<0.1%
4.6.	CBG A Cannabigerolic Acid		Indicative	0.9%
4.7.	CBG Cannabigerol		Indicative	<0.1%
4.8.	CBDV A Cannabidivarinic Acid		Indicative	<0.1%
4.9.	CBDV Cannabidivarin		Indicative	<0.1%
4.10.	CBD A Cannabidiolic Acid		Indicative	<0.1%
4.11.	CBD Cannabidiol		Indicative	<0.1%
4.12.	THCV Tetrahydrocannabivarin		Indicative	<0.1%
4.13.	THC A Tetrahydrocannabinolic Acid	Indicative	24.9%	

#	Analysis name	Method	Specification	Result
4.14.	THC Tetrahydrocannabinol		Indicative	0.4%
5.	Heavy Metals			
5.1.	Cd- Cadmium	Elemental Analysis Manual: Section 4.4 / ICP-MS Analysis (Inductively Coupled Plasma Mass Spectroscopy) in oil and flower samples 20. Wl. 159	NMT 0.5 ppm	<0.25
5.2.	Pb - Lead		NMT 5 ppm	<0.5
5.3.	Zn - Zinc		Indicative	84
5.4.	As - Arsenic		Indicative	<0.5
5.5.	Ni - Nickel		Indicative	<2.5
5.6.	Hg- Mercury	ICP-MS Analysis (Inductively Coupled Plasma Mass Spectroscopy) in oil and flower samples 20. Wl. 159 / EPA 7473	NMT 0.1 ppm	<0.05
6.	Pesticides Residues			
6.1.	Pesticides	By GC/MS: Based on: QuEChERS SANCO_GCMS	Not detected	ND
6.2.	Pesticides	By LC/MS: Based on: QuEChERS SANCO_LCMS	Not detected	ND
7.	Microbiology			
7.1.	TAMC	USP<61> / Ph.Eur2.6.12	NMT 20,000 cfu/g	<1000 cfu/g
7.2.	TYMC		NMT 2000 cfu/g	<10 cfu/g
7.3.	<i>E. Coli</i>	USP<62> / Ph.Eur2.6.13	NMT 20 cfu/g	ND
7.4.	<i>E. Coli</i> O-157	ISO 16654	Negative per 1 g	ND
7.5.	<i>Salmonella</i>	USP<62> / Ph.Eur2.6.13	Negative per 10 g	ND
7.6.	<i>Shigella</i>	ISO 21567	Negative per 1 g	ND
7.7.	<i>Enterobacteriaceae</i>	USP<62> / Ph.Eur2.6.13	Negative per 1 g	ND
7.8.	<i>Listeria</i>	ISO 11290-1	Negative per 1 g	ND
7.9.	<i>S. Aureus</i>	USP<62> / Ph.Eur2.6.13	Negative per 1 g	ND
7.10.	<i>P. Aeruginosa</i>		Negative per 1 g	ND
8.	Toxins			
8.1.	Aflatoxin – B1	IH Bazelet HPLC method, LAB-002-M04, Based on Ph. Eur.10,2.8.18 / Outsourcing laboratory	NMT 2 µg/kg	ND
8.2.	Total Aflatoxins (B1, B2, G1, G2)		NMT 4 µg/kg	ND
8.3.	Ochratoxin A		Below DL* 0.5 µg/kg	ND

Comments

*Abbreviations		*Calculations	
NMT	Not More Than	%TOTAL THC	(% THCA × 0.877) + % THC
ND	Not Detected	%THC Total "on dry basis"	% TOTAL THC "as is" / [(100% - % Humidity)/100]
LOD	Loss On Drying	%TOTAL CBD	(%CBDA × 0.877) + % CBD
IH	In House	%CBD Total "on dry basis"	% TOTAL CBD "as is" / [(100% - % Humidity)/100]
DL	Detection Limit		NA

	Document type: COA	Document No: QA-COA-011	Version: 03
	Effective Date: 01.06.2021		Page 3 of 3 Pages

	Name	Signature	Date
Analysis filled by	אספיר מרינה		20/07/2021
Approved by CQP	Aspler Marina QA Manager		20.07.21

Bazelet Nehustan Ltd.