

Dear Member,

Another busy month @ RMES with plenty going on as you will see!

We started off this month with our usual member's running. Not the best of days with some rain in the morning and afternoon. We also had visitors in the form of West Haddon Photo Club who enjoyed themselves despite the weather.



A busy raised track steaming bay



Rolf Thomas having a good run!



Conor Bevan with 'Russel' >



Edward – looking rather damp on 'Lilla'

Another member getting rather wet but going well.



The track gang have moved temporarily to work on the high level. A lot of jumper leads need to be installed before the signalling can be fitted.



Peter has provided us with drilling jigs so this makes the work a little easier as it positions the hole precisely on the rail.

Holes drilled and ready for cleaning up to give a good electrical contact between jumper and rail.



John Lewis is our 'Jumper man' and is seen hard at work!

Job Done! We are using an electrical conductive grease to ensure a good contact is made between jumper terminal and the rail.



There is an awful amount of jumpers to fit, so if you use the raised track and can lend a hand it would be much appreciated. It would also allow the track gang to get on with other maintenance on the ground level.

Peter in the meantime is getting on with the manufacture of new signal heads. These are progressing well as can be seen. (See also Peter's article)



So much so he was able to give a demonstration to a captive audience!

Photo: Holly Parrott



The narrow gauge weekend was a big success and we had many visitors both days some staying over for both. A big thank you to Edward Parrott for organising and to all those who helped with its success!



Photos: Tony McGeechan

A nice way to carry a 5" Loco around!



A visitor enjoying himself.

Photo: Stephen Byatt



Photos: Stephen Byatt



George Cannon – with steam to spare!



Gordon Roberts having a good run.

Junior member Beatrice Huddart enjoying her run on a 'Maxitrak Planet'.

Photo: Mike Huddart >



A Baldwin loco similar to the club one currently in build.

< Photo: Peter Hill



Some more of our
visiting locos!


Photos: Peter Hill



The track gang also found time to finish off the second bridge over the cutting on the Sunday of the NG weekend. This now has fitted stout boarding which also serves as an anchor for the railings.



The re-purposing of the palling fencing continues around the new building thanks to Mike Morgan and his helpers – well done chaps!



Now we have a look at what Peter Hill has been up to this month!

This month I set out to get PENRHYDEUDRAETH to the club track for a test run. Not finished but at least I could light a fire and raise steam. I just managed to do this for the Sunday of Narrow Gauge weekend.

All went well until trying to use the injectors at full 100psi pressure with both safety valves blowing, a huge furnace of a fire, and water in the glass dropping. It appeared that the top boiler clacks (both) were weeping some steam back to the injectors causing them to overheat and would not start. With the fire box door open, a watering can was poured over the injectors, still failed to start. Then water over the top clacks and behold they picked up. By then the boiler pressure had dropped and water level came up just under the top nut.

We allowed all to cool down and the fire to go out. Once steam pressure had gone, we opened up the top clack and cleaned the as balls and seat, very little limestone deposit. Once reassembled, lit a new fire and the still hot boiler came up to pressure blowing both safety valves. One injector would now start but the other still got too hot and failed. So killed the fire and left the loco to cool down.


I had partially anticipated this problem as I had it with MOUNTAINEER (3:5" NG Alco 2-6-2) and Chris and I re plumbed it with secondary clacks. This worked perfectly and when at the club Saturday was steam tested and received a new boiler test certificate. (Thanks Phil and Ed)




Photos: Peter Hill

So once PENRHYNDEUDRAETH was back in our workshop I set to fitting secondary in-line clacks to the injector top feed. Also anticipating any further problems I fitted a cab hand pump and a Stuart donkey feed pump. Both will inject cold water into the top feed clacks in front of the injectors.

Hopefully problem solved.



Additionally I pressed on with making and fitting the main axle oil boxes. I sent Model Engineers Laser a sketch and back came two sets of brass parts to silver solder up into four way oil boxes



Photos: Peter Hill

As usual I made up a dummy with a Shreddies packet and glue to test the siting and position. I used divisions with weirs so once filled with oil I could see which bearing feed was using oil and how much. Eight 1/4"x40 pipe unions and nuts were made up and fitted.



The right side of the loco is finished, but still working on the left. As the cylinder mechanical lubricator is fitted in the position on that side I have to mount elsewhere!

I also managed to get some cotton wick down the 3/32" and 1/8" pipe to moderate and siphon oil flow to the bearings.


Photos: Peter Hill



SIGNALS



We are finishing the 15x new signal heads and once the new stainless screws arrive the faces can be fitted. The poles are all done so soon we will be erecting them and connecting to the 5" rails



One of our newer junior members has been busy helping out at the new building. Oscar Harlock is seen putting the finishing touches to the water tank stand at the rear of the building - well done Oscar!



Photo: Geoff Broad

Our Public running this month was a little 'damp' at times but those attending seemed to be enjoying themselves!

At least our 'meet & greet' were in the dry!



Photo: Mike Huddart

Tony Shoobridge with 'Shooley' -
Yes, we know how much you like the
rain Tony!



I believe Mike Williams might be behind
the steam – with 'Pushmi-Pullu'

Photos: Adam Morgan

Your 'scribe' with 'Romburg'



A very wet platform 3

Photo: Mike Huddart

The final Wednesday work session saw a lot of activity as can be seen below:



'Schools out for summer' so some of our junior members got busy drilling holes for the jumper leads on the raised track – under the watchful eye of our Vice-chairman.

The raised track had sustained some damage some weeks ago but the culprit failed to report it. Whoever you are, please let us know another time!



Opportunity was taken to replace the broken and damaged sleepers. As can be seen the technique is to drop the beams to replace the sleepers.



The raised track signalling is coming on well. John Thomas is seen working on one of the installed signals.

On the ground track Kevin Enticott is seen checking and tightening the chair screws. Thanks Kevin!

**RMES Welcomes:**

David Scott – David has been a regular attender of our open days but has now joined us as a country member.

Lily Scott – Wife of David and has joined us as an associate, we hope we will now see them both more frequently at Rainsbrook!

And finally – some of our fence panel men busy re-purposing panels re-claimed from elsewhere around the site. You're doing a good job chaps!



A lot has been going on this month and there is plenty more to do! If you are interested in helping out at our work sessions please come along, you will be most welcome. Also, an appeal for more help at our next public running (17th August). We are short of a few duties, so if you find that you are now available that day please let me know!

Note: All photos by the author unless otherwise credited.

Howard Brewer (Secretary)
31st July 2025