



Administration of Voter Registration in Pennsylvania

**2024 Annual Report to the
Pennsylvania General Assembly**

June 30, 2025



Table of Contents

Secretary's Letter	3
Executive Summary	5
Opportunities for Improvement	7
Voter Registration Statistics	8
List Maintenance	14
National Voter Registration Act	28
Online Voter Registration	33
Conclusion	36
Annual Report Data: Appendices	37

June 30, 2025

Dear Members of the General Assembly:

As Secretary of the Commonwealth, I am pleased to report on the administration of voter registration in Pennsylvania for calendar year 2024.

The administration of voter registration in Pennsylvania is a joint effort between county and state officials. In 2024, the Department of State worked with the Commonwealth's 67 county election boards and voter registration commissions to provide voter registration opportunities to eligible residents of Pennsylvania and to enhance our efforts to ensure the accuracy of voter rolls. This partnership between state and county officials promotes civic participation while maintaining the integrity of our elections.

To achieve these dual complementary purposes, the Department supports counties in a variety of ways, including providing voter education materials, making available official voter registration application forms both in print and online in multiple languages, and distributing data to counties identifying voters who may have moved and voters who are deceased. The Department also continues its collaboration with various state agencies designated under the National Voter Registration Act of 1993 (NVRA), and those designated under Executive Order 2022-03 as Voter Registration Distribution Agencies, to administer voter registration programs. The Commonwealth's implementation of automatic voter registration processes through the Pennsylvania Department of Transportation continues this work of providing greater access to qualified electors through a method that keeps Pennsylvania's records secure, verified, and up to date.

The Department remains committed to fulfilling its responsibilities under both the NVRA and Pennsylvania's voter registration law. Under my leadership, the Department will continue to promote voter registration and civic engagement through its outreach efforts across the Commonwealth, and we will continue to provide the tools counties need to maintain the accuracy and integrity of their voter rolls.

If you have questions about this report, please contact the Office of Legislative Affairs at (717) 787-6458.

Sincerely,

Al Schmidt
Secretary of the Commonwealth

Executive Summary

In 2024, the Department of State (Department) worked closely with the public, each of the 67 county boards of elections, Commonwealth agencies consigned voter registration responsibilities, and voter registration advocacy organizations to help ensure all eligible Pennsylvanians who wanted to register to vote could do so. This report summarizes registration data and initiatives by these groups to support voter registration administration in Pennsylvania. The data contained in this report reflects transactions processed through the Statewide Uniform Registry of Electors (SURE) system between January 1, 2024, and December 31, 2024.

As of December 31, 2024, Pennsylvania had approximately 8.86 million registered voters. This represents a 2.4% increase in the number of registered voters since the end of 2023 but a 1.5% decrease since the end of 2020, the last year with a presidential election. Since 2020, the number of voters registered as members of the Democratic Party decreased, the number of voters registered as members of the Republican Party increased, and the number of voters who chose to be unaffiliated or registered with a non-major party increased.

Pennsylvania voters registered in 2024 through a variety of methods, demonstrating the success of the Department's efforts to expand opportunities for Pennsylvanians to obtain or update a voter record. 2024 was the first full year with the Automatic Voter Registration (AVR) workflow implemented by the Shapiro Administration, and it demonstrated Pennsylvanians' continued interest in registering and updating their registration as part of a one-stop process during PennDOT interactions. A total of 464,179 applications were submitted through PennDOT via AVR, compared to PennDOT's pre-AVR submissions of 224,464 in 2022 and 187,588 in 2020.

Other voter registration methods also continued to prove popular during this past presidential election year. Approximately 349,914 applications for registration as a new voter were submitted online, and approximately 140,149 applications for registration as a new voter were submitted on paper forms.

The Department also continued its partnership with other Commonwealth agencies designated under federal and state law to facilitate registration and to update voter rolls when individuals use those agencies' services. More than 27,700 registration applications

were submitted through these partner agencies (not including PennDOT), with County Assistance Offices (CAOs) providing the majority of these submissions.

Pennsylvania also took steps to ensure that its voter rolls remain up to date. During 2024, counties delivered more than 502,067 notices to registered voters relating to list maintenance, the process by which Pennsylvania's counties ensure that their voter rolls are accurate. Last year, the Department pursued an opportunity to further improve the efficacy of these mailings by contacting potentially relocated voters at the address identified as the end destination for their mail forwarding, not their address of registration. In 2024, the Department sent 49,479 additional mailings to voters at their potential new address, providing a more convenient way for them to confirm a move or their registration address. The Department also forwarded to the counties approximately 707,108 PennDOT transactions indicating that a voter changed their address. Close to 679,900 registrations were cancelled throughout the year.

Lastly, the Department's commitment to civic engagement extended to rewarding voters who have shown a continuous commitment to the franchise. In 2024, a total of 739 Pennsylvanians from 16 counties were inducted into the Pennsylvania Voter Hall of Fame, which honors voters who participate in at least 50 consecutive general elections. The list of inductees has now reached 24,965 total members.

All data referenced in this report are available in the appendices. Data from previous years can be found in the respective annual reports, available online at dos.pa.gov.

Opportunities for Improvement

The Commonwealth has made great strides over the past several years in modernizing voter registration and voter list maintenance activities, but there is more work to be done.

- The Department believes county election officials would benefit from the ability to utilize additional data available through the Department's Electronic Registration Information Center (ERIC) membership, including data regarding deceased registrants. However, county access to such data would require amendments to Pennsylvania's voter registration law, codified at 25 Pa.C.S. § 1505.
- The Department continues to prioritize the modernization of the SURE system to improve the convenience, speed, accuracy, and integrity of voter registration and list maintenance processes. In 2024, the Department announced that a vendor has been selected to design a new system. The Department looks forward to a successful and secure transition.

Voter Registration Statistics

Through the SURE system, county voter registration commissions maintain a complete list of all eligible registered voters in the Commonwealth. As of December 2024, there were 8,868,767 registered voters. The charts in this section represent a high-level snapshot of the change in voter registration over both the previous calendar year and the four-year period since the end of 2020. Details broken down by county and party can be found in Appendices A and B.

The chart below (Figure 1) depicts change in voter registration over the four-year period since the end of 2020 and whether that change represented growth or decline in party affiliation. The 2020 numbers were carried over from the [2020 Annual Report on Voter Registration](#); therefore, they are as of December 31, 2020.

Affiliation	2024 Registrants	2020 Registrants	Change Since 2020
Democratic	3,840,388	4,183,292	-342,904
Republican	3,626,439	3,517,090	109,349
Other/No Affiliation	1,401,940	1,303,722	98,218
Total Registration	8,868,767	9,004,104	-135,337

Figure 1: Total Voter Registration by Party, 2024 and 2020

Total Voter Registration by Party Since 2020

The chart below (Figure 2) displays registrants by party affiliation each year from 2020 to 2024.

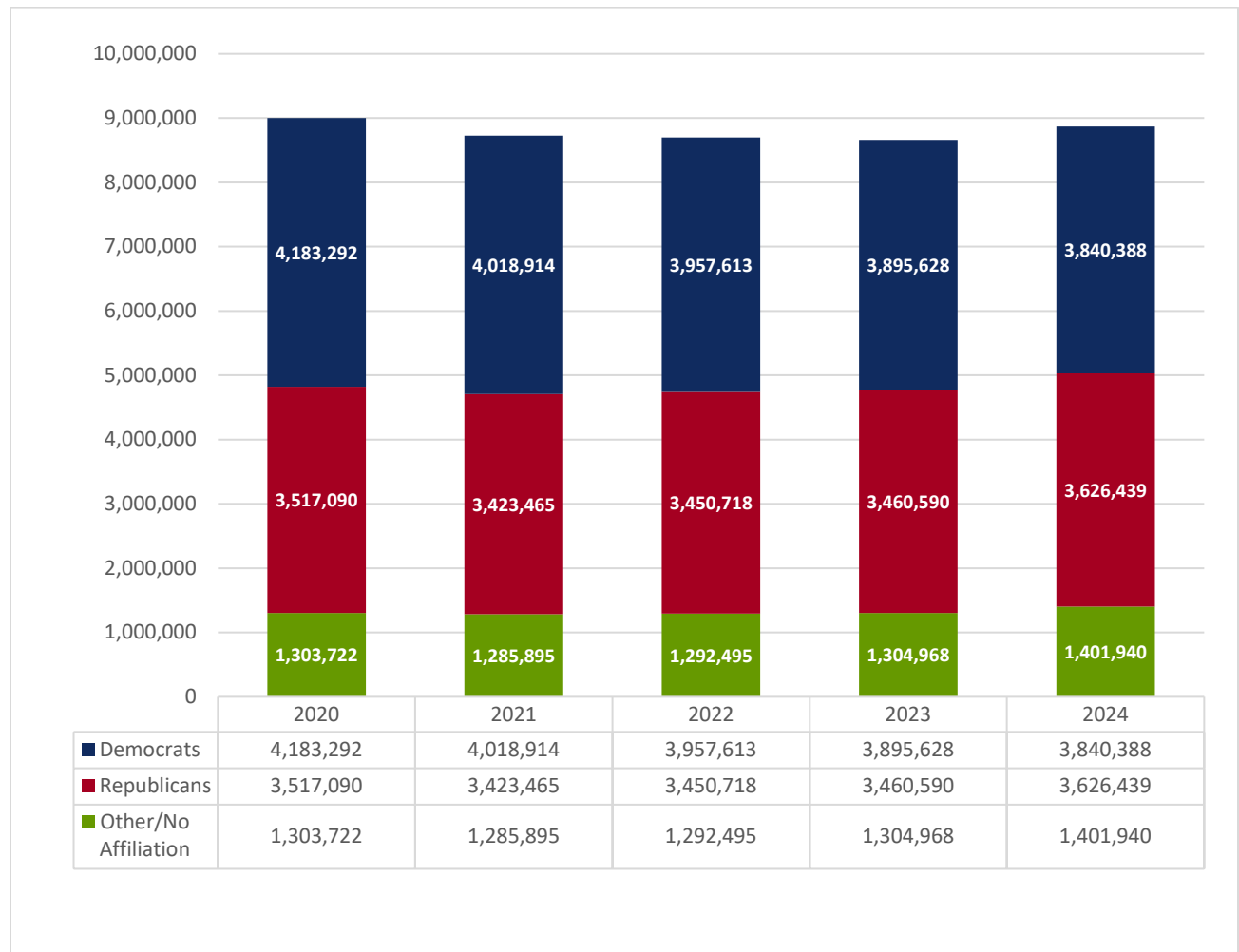


Figure 2: Total Voter Registration by Party Since 2020

Areas of Growth and Decline

This section shows the voter registration growth and decline as compared to the previous year and over a four-year period. The charts are done in two parts: 1) growth and decline in registration for this year as compared to the previous year, and 2) growth and decline in registration over the period between the end of 2020 and the end of 2024. For each

section, the charts list counties within each category with the largest rate of growth or decline when compared to either last year's totals or totals from 2020. The tables show the growth or decline for all 67 counties.

Largest Overall Registration Growth and Largest Overall Decline Since 2023

The chart below (Figure 3) shows the five counties with the largest overall registration growth and the five counties with the largest decline since last year.

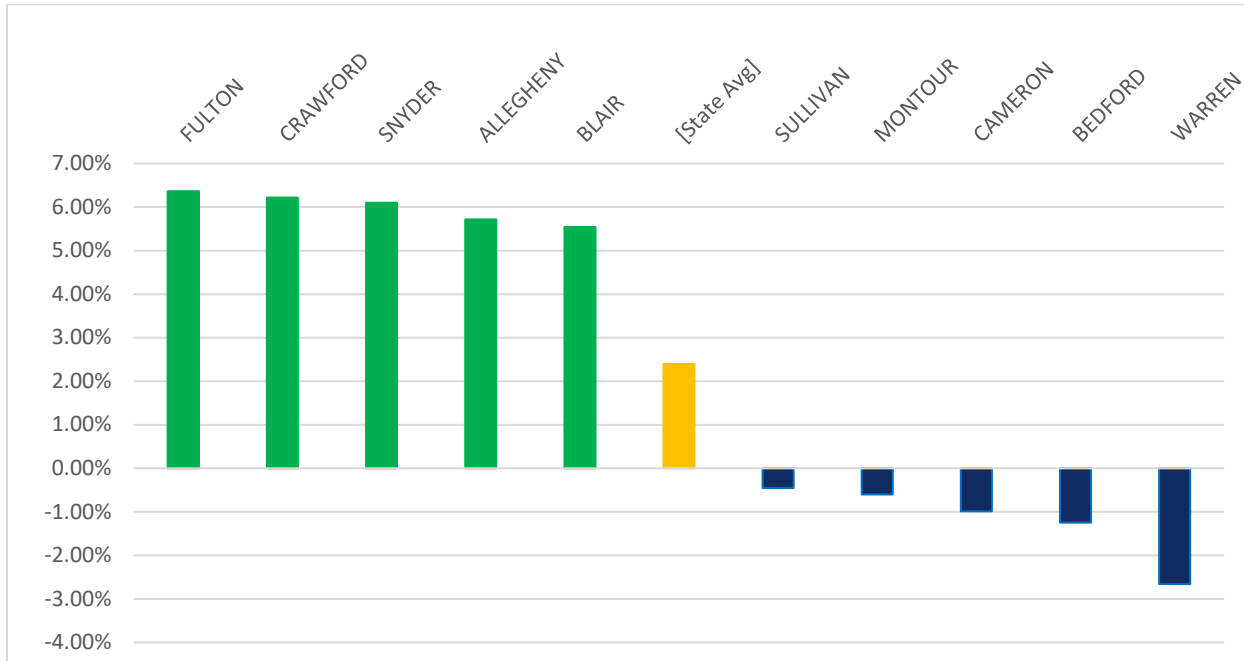


Figure 3: Counties With Largest Overall Registration Growth and Largest Overall Decline Since Last Year

Detailed Breakdown of Change Since Prior Year (2023)

Table 1, below, contains the percentage change in total voter registration for each of the 67 counties from 2023 to 2024. The information is organized from greatest growth to least growth or decline, if a county experienced a decrease in overall voter registration.

County Name	% Change
FULTON	6.36%
CRAWFORD	6.22%
SNYDER	6.10%
ALLEGHENY	5.72%

County Name	% Change
BLAIR	5.54%
MIFFLIN	5.44%
SUSQUEHANNA	4.81%
WYOMING	4.57%

County Name	% Change
ADAMS	4.26%
UNION	4.02%
CARBON	3.86%
SCHUYLKILL	3.60%
CLEARFIELD	3.38%
BRADFORD	3.09%
FRANKLIN	3.07%
PHILADELPHIA	3.05%
PIKE	3.02%
NORTHAMPTON	2.98%
COLUMBIA	2.96%
BUTLER	2.88%
LANCASTER	2.77%
CLINTON	2.77%
LUZERNE	2.76%
PERRY	2.74%
VENANGO	2.71%
LAWRENCE	2.69%
ARMSTRONG	2.62%
LYCOMING	2.61%
LACKAWANNA	2.57%
ELK	2.52%
StateWide	2.40%
LEHIGH	2.38%
WESTMORELAND	2.12%
BERKS	2.09%
BEAVER	2.02%
YORK	1.99%
WAYNE	1.95%
JEFFERSON	1.89%

County Name	% Change
JUNIATA	1.85%
POTTER	1.74%
BUCKS	1.59%
FAYETTE	1.57%
LEBANON	1.54%
CAMBRIA	1.48%
MONTGOMERY	1.37%
McKEAN	1.36%
TIOGA	1.26%
HUNTINGDON	1.24%
NORTHUMBERLAND	1.23%
DAUPHIN	1.23%
CHESTER	1.08%
INDIANA	1.07%
CENTRE	1.05%
SOMERSET	0.83%
MERCER	0.76%
CUMBERLAND	0.70%
MONROE	0.55%
FOREST	0.41%
WASHINGTON	0.40%
GREENE	0.20%
DELAWARE	0.06%
ERIE	0.02%
CLARION	-0.04%
SULLIVAN	-0.45%
MONTOUR	-0.60%
CAMERON	-0.99%
BEDFORD	-1.25%
WARREN	-2.66%

Table 1: Percentage Change in Total Voter Registration for Each of the 67 Counties From 2023 to 2024

Largest Overall Registration Growth and Largest Overall Decline Since 2020

The chart below (Figure 4) shows counties with the largest levels of growth or decline when comparing the most recent similar presidential election cycle (2020) to 2024 registration figures. The top five counties are shown for each comparison.

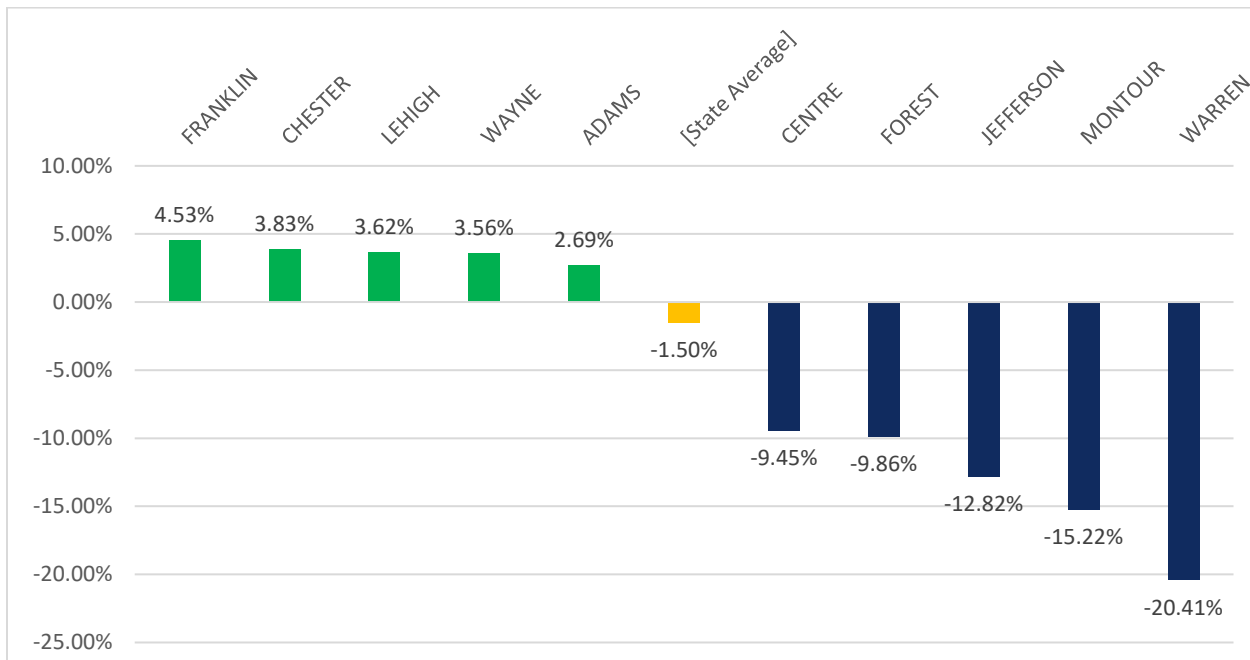


Figure 4: Counties With Largest Overall Registration Growth and Largest Overall Decline Since 2020

Detailed Breakdown of Change Since Prior Similar Presidential Election Cycle (2020)

Table 2, below, contains the percentage change in total voter registration since 2020 for each of the 67 counties. The information is organized from greatest growth to least growth or decline, if a county experienced a decrease in overall voter registration.

County Name	% Change
FRANKLIN	4.53%
CHESTER	3.83%
LEHIGH	3.62%
WAYNE	3.56%
ADAMS	2.69%
DAUPHIN	2.37%

County Name	% Change
BRADFORD	2.36%
PERRY	2.29%
CLEARFIELD	2.26%
LAWRENCE	1.66%
BERKS	1.64%
LACKAWANNA	1.53%

County Name	% Change
YORK	1.43%
ELK	1.43%
SULLIVAN	1.18%
ALLEGHENY	1.10%
POTTER	0.96%
BEAVER	0.95%
BLAIR	0.88%
SUSQUEHANNA	0.86%
LYCOMING	0.72%
COLUMBIA	0.57%
MONTGOMERY	0.52%
SCHUYLKILL	0.43%
FULTON	0.37%
SNYDER	0.34%
LANCASTER	0.24%
PIKE	0.22%
LEBANON	-0.03%
UNION	-0.17%
CLINTON	-0.39%
WYOMING	-0.51%
NORTHAMPTON	-0.55%
FAYETTE	-0.67%
BUTLER	-1.30%
Statewide	-1.50%
WESTMORELAND	-1.70%
SOMERSET	-1.82%
VENANGO	-1.83%
MIFFLIN	-2.00%

County Name	% Change
BUCKS	-2.02%
BEDFORD	-2.04%
HUNTINGDON	-2.40%
TIOGA	-2.41%
ERIE	-2.63%
CAMBRIA	-2.73%
JUNIATA	-2.79%
ARMSTRONG	-3.07%
CLARION	-4.28%
NORTHUMBERLAND	-4.28%
McKEAN	-4.37%
MERCER	-4.59%
CUMBERLAND	-4.60%
DELAWARE	-4.61%
MONROE	-5.03%
INDIANA	-5.06%
CARBON	-5.24%
GREENE	-5.30%
PHILADELPHIA	-5.87%
CRAWFORD	-6.74%
CAMERON	-6.82%
WASHINGTON	-6.97%
LUZERNE	-8.45%
CENTRE	-9.45%
FOREST	-9.86%
JEFFERSON	-12.82%
MONTOUR	-15.22%
WARREN	-20.41%

Table 2: Percentage Change in Total Voter Registration Since 2020 for Each of the 67 Counties

List Maintenance

This section summarizes voter list maintenance activities conducted during the 2024 calendar year. Generally, the practice of “list maintenance” encompasses the different methods that county election and voter registration officials use to manage voter registration rolls and ensure they are accurate. Both state and county election officials follow careful and appropriate steps, in compliance with federal and state laws, to determine whether a voter should be transferred to a new address, marked as *Inactive*, or removed from the registration rolls.

List Maintenance Mailings

During 2024, counties sent approximately 502,067 notices to voters: 142,597 Five-Year Notices; 130,119 National Change of Address (NCOA) Notices; 2,815 Duplicate Notices; 35,731 In-State Update Notices; 22,372 Out-of-State Update Notices; and 168,433 Address Verification Notices (AVNs). Additionally, the Department sent 49,479 follow-up NCOA notices in January 2024 to voters from the 2023 NCOA data at their reported new address. Cancellations resulting from this mailing are reflected in the data in the following sections.

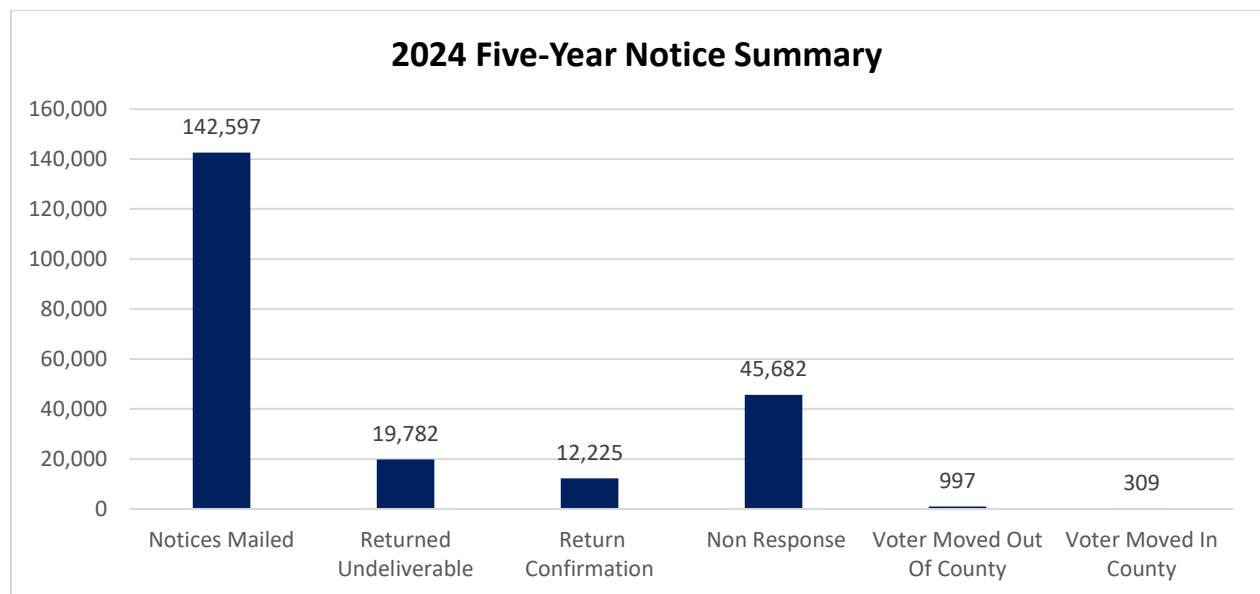
When reviewing list maintenance activity summaries below, please note that voter responses to most notices generally fall into six broad categories:

- **Non-Response:** The voter did not respond to the mailed notice.
- **Returned Undeliverable:** The postal service was unable to deliver the notice by mail, and the notice was returned as undeliverable to the county voter registration commission.
- **Returned Confirmation:** The voter responded to the notice and confirmed their eligibility at their address of registration.
- **Voter Moved Within County:** The voter responded to the notice and confirmed they moved to a new address within the same county.
- **Voter Moved Out of County:** The voter responded to the notice and confirmed they no longer reside in the county but live elsewhere in Pennsylvania.
- **Voter Moved Out of State:** The voter responded to the notice and confirmed that they moved outside of Pennsylvania.

Figures in this section are representative only of actions taken on or before December 31, 2024, as recorded by counties in the SURE system. If additional responses to notices were received after that date, they will not be represented in the below point-in-time data.

2024 Five-Year Notice Responses ¹

The Five-Year Notice (FYN) is a statutorily required, one-step mailing process. It is sent via forwardable mail. The purpose of this notice is to contact voters who have not had any activity on their record and have not voted within the past five years. Upon generation of this notice, the voter's record remains on the rolls but is updated to *Inactive* status for a statutorily defined period. If the voter does not take any action with respect to their record or does not vote before the passage of this period, the voter's record is cancelled in SURE. The FYN provides an opportunity for the voter to respond, which results in activity that allows the county to reinstate the registrant to *Active* status. Upon a return to *Active* status, the window to eventually cancel the voter record stops.



¹ Because generating an FYN inactivates the voter, it is not necessary for county officials to record non-responses. Thus, the figures for the results of the FYN mailings presented in this section (and in Appendix D1) may not reconcile with the total number of FYNs mailed.

Figure 5: 2024 Five-Year Notice Summary

Overall approximately 32,220 voters who were mailed FYNs voted, re-registered, or took some action reinstating them to *Active* status after the notice was mailed out. Appendix D1 represents the activity recorded by counties on Five-Year Notice mailings.

2024 NCOA Notice Summary²

The NCOA Notice is a statutorily required two-step mailing process. The notices in each step of the process are sent via forwardable mail to the address of registration. The first mailing, based on data received from the U.S. Postal Service (USPS) through its National Change of Address Program, is a notice which requires the voter to specify whether they have moved. Then, depending on their response, county officials update their records accordingly. These notices provide an opportunity for the voter to confirm their address or provide an update with their latest information to county officials.

Following the initial NCOA Notice mailing, county officials send a second notice to voters who did not respond to the first mailing, or where the initial NCOA notice was returned as undeliverable. This second notice is commonly referred to as the Address Verification Notice (AVN). With the mailing of the AVN, the record is marked *Inactive*, triggering a waiting period before the voter record can be removed from the registration rolls. The period lasts until two federal general elections have passed. If the voter takes an action to update their record or to vote within the waiting period, the voter record is returned to *Active* status, and the voter record is no longer scheduled for cancellation. But if, for example, a voter was marked as *Inactive* before the federal election in 2024 during list maintenance activities, and they do not make any changes on their record or vote, the voter would be removed after the 2026 general election. Appendix D2 represents the activity recorded by counties on NCOA mailings.

² The SURE system allows counties to queue an Address Verification Notice (AVN) for mailing even if the county has not marked the NCOA record as a non-response. Thus, the figures for the results of NCOA Notice mailings presented in this section (and in Appendix D2) may not reconcile with the total number of NCOA Notices mailed. For information on AVNs, see the section titled 2024 Address Verification Notices (AVNs), below.

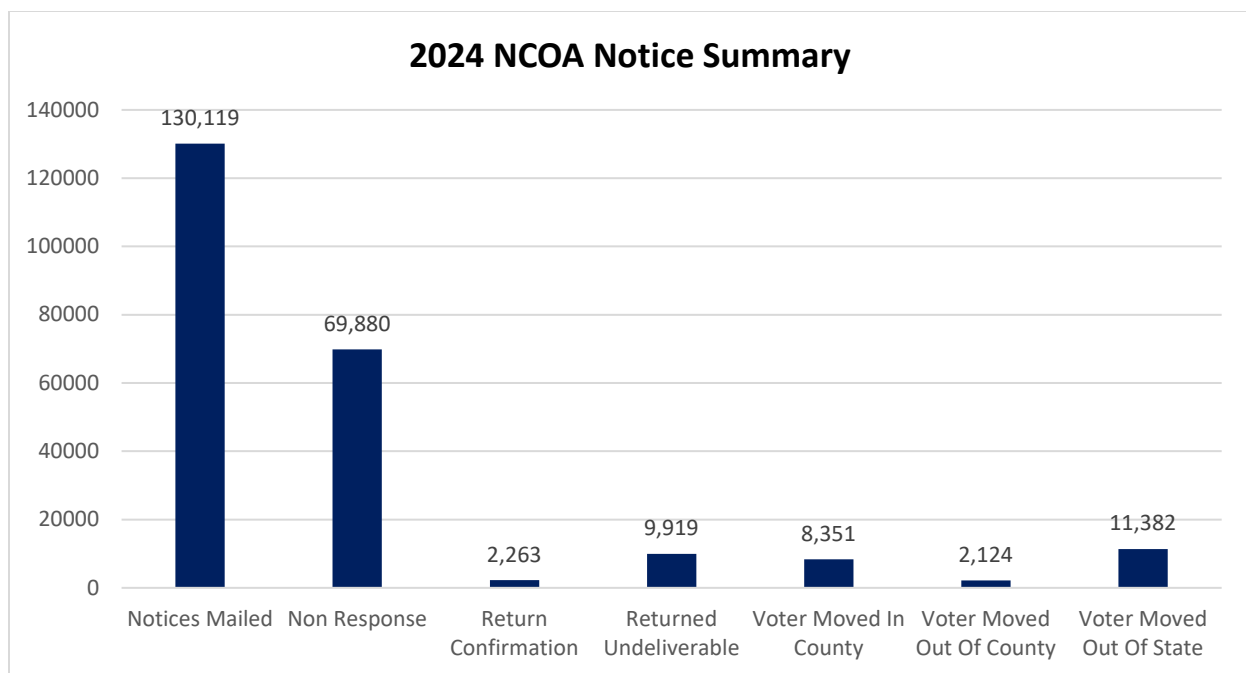


Figure 6: 2024 NCOA Notice Summary

2024 ERIC Duplicate Notices³

As part of the Department's membership in the Electronic Registration Information Center (ERIC), it receives and distributes data on potential duplicate voter records to county officials. Because ERIC is a consortium of member states, and because there is no national voter registration database, ERIC is in a unique position to compare, without access to personally identifiable information, the verified data provided by member states to locate records of voters who may be potentially registered in more than one state. It also provides a report on voters who may be registered in more than one Pennsylvania county.

These pairs of voter records are identified for further review by county officials, who determine whether the same person is potentially registered in more than one jurisdiction.

³ Because generating an ERIC Duplicate Notice inactivates the voter, it is not necessary for county officials to record non-responses. Thus, the figures for the results of the ERIC Duplicate Notice mailings presented in this section (and in Appendix D3) may not reconcile with the total number of ERIC Duplicate Notices mailed.

If the county identifies the registrant as potentially duplicated in another jurisdiction, a notice is sent to the voter's address on record.

During the 2024 calendar year, Pennsylvania counties mailed approximately 2,815 notices of potential duplication. The number of potential duplicate voter registrations has decreased by more than 80% since Pennsylvania started using this ERIC data in 2020, demonstrating the effectiveness of this program over time.

The chart below (Figure 7) represents a summary of the mailing responses. Appendix D3 represents the activity recorded by counties on ERIC Duplicate Notice mailings. After review, county officials update the voter's record to reflect the voter's response (or lack thereof) to the notice.

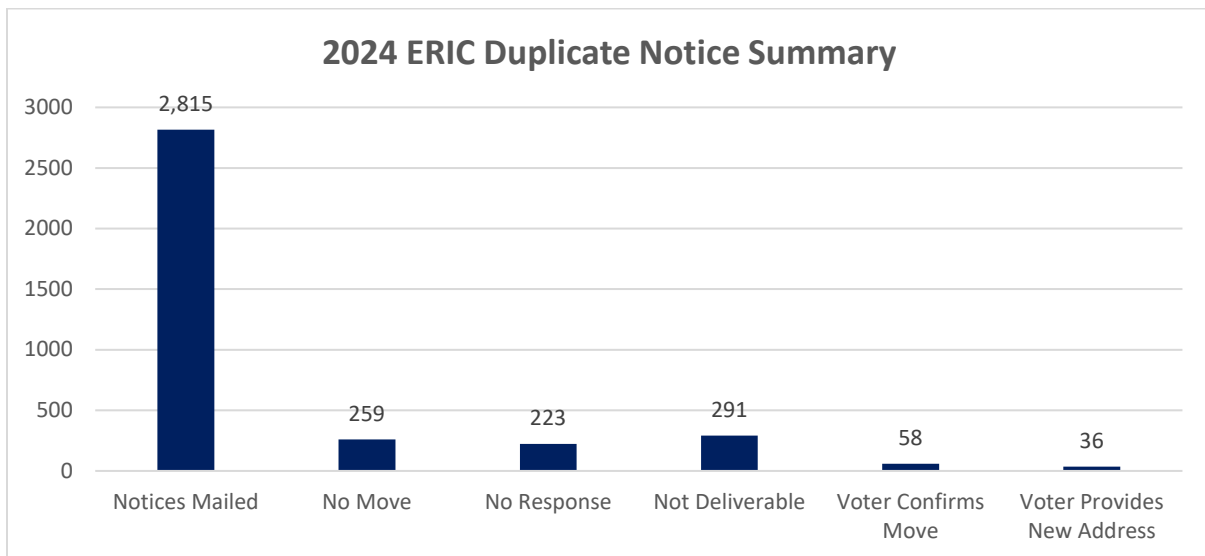


Figure 7: 2024 ERIC Duplicate Notice Summary

2024 ERIC In-State Moves

In addition to comparing voter registration information, ERIC provides a report with data comparing voter registration information with PennDOT information to identify voters who may have moved without updating their voter registration. This report is also provided to counties.

The process for determining whether this new information accurately reflects a voter's current status involves a one-step mailing procedure. Once the notice is queued and confirmed, the affected voter records are updated to *Inactive* status. Depending on the response – or nonresponse – to the mailer, the voter's record may be updated to *Active*, remain in *Inactive* status, or be *Cancelled*. During 2024, approximately 35,731 notices were mailed to voters. Appendix D4 represents the activity recorded by counties on ERIC In-State Move mailings.

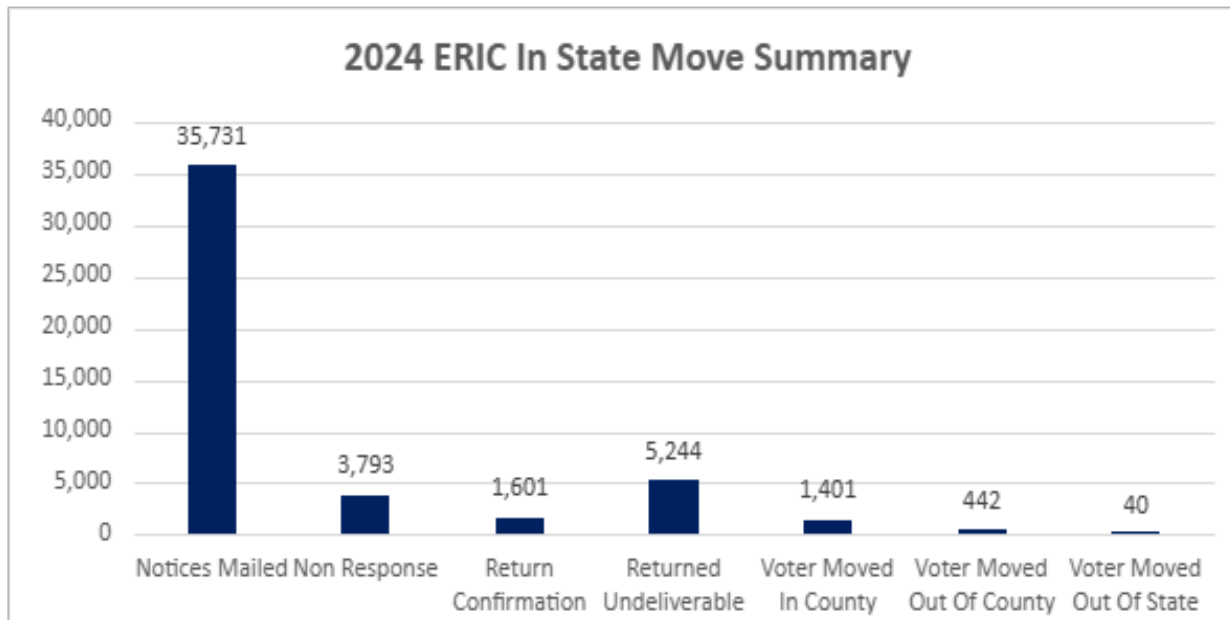


Figure 8: 2024 ERIC In-State Move Summary

2024 ERIC Out-of-State Moves

The data for potential out-of-state updates or moves are provided by ERIC. This process captures information where a voter within Pennsylvania appears to match another record from out of state that contains newer information. This may be an indication that the voter no longer resides in the state. Therefore, any identified registrants are sent a notice to confirm their move.

This process involves a single mailing from the county election office. Once the notice is prepared for sending, the affected voter records are updated to *Inactive* status. Depending on the response to the mailer or non-response, the voter's record may be updated to *Active*, remain in *Inactive* status, or be *Cancelled*. During 2024, approximately 22,372 notices

were mailed to voters. Appendix D5 represents the activity recorded by counties in the SURE system on ERIC Out-of-State Move mailings.

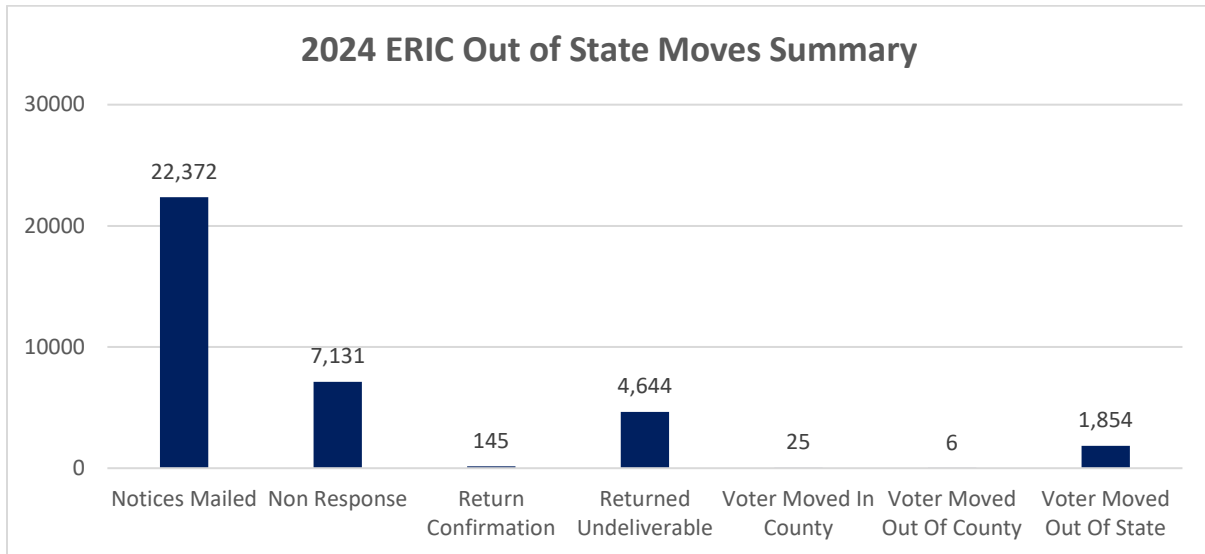


Figure 9: 2024 ERIC Out-of-State Moves Summary

2024 Address Verification Notices (AVNs)⁴

An additional further list maintenance tool is the AVN, which is used in multiple circumstances to determine if a voter is still eligible to vote at their documented address. In addition to the activities described above with respect to voters who have potentially moved, counties send AVNs to *Inactive* voters when an initial contact attempt is returned as undeliverable. For example, if the USPS returns a voter identification card to the county because it was undeliverable to the address associated with the registrant, an AVN may be sent to the voter. In 2024, county officials mailed approximately 168,433 AVNs to voters. The chart below (Figure 10) summarizes the responses received by county officials as of December 31, 2024. Appendix D6 represents the activity recorded by counties on AVN mailings.

⁴ Because generating an AVN inactivates the voter, it is not necessary for county officials to record non-responses. Thus, the figures for the results of the AVN mailings presented in this section (and in Appendix D6) may not reconcile with the total number of AVNs mailed.

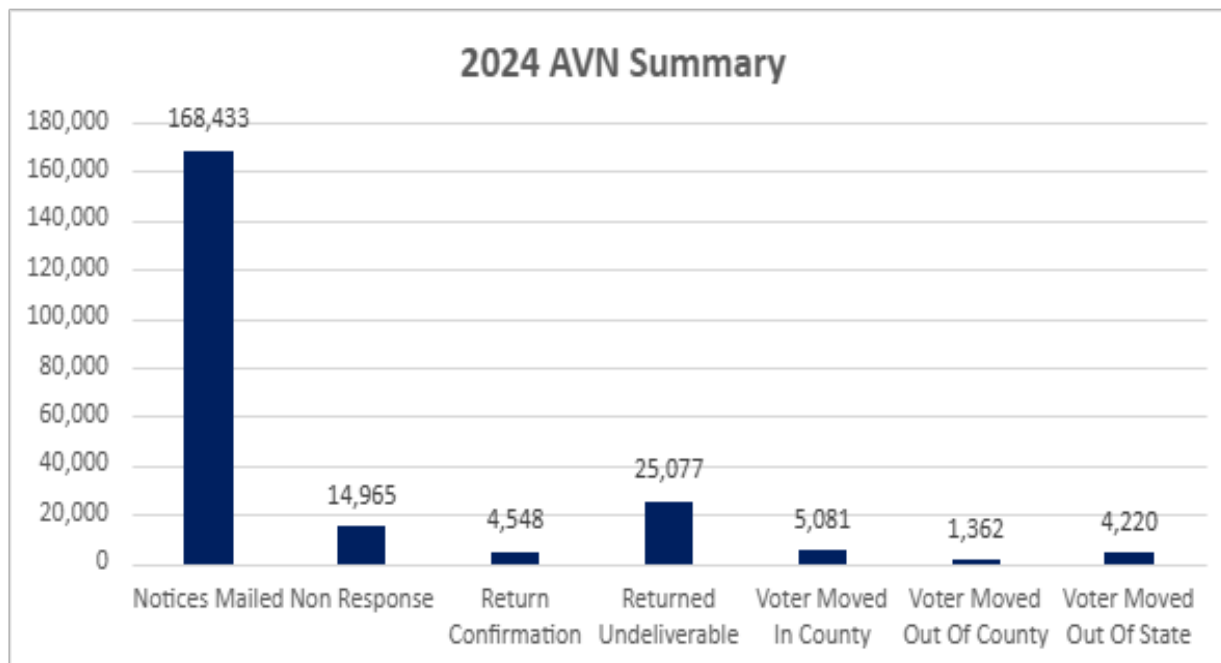


Figure 10: 2024 AVN Summary

PennDOT Change of Address Summary

In addition to registering to vote through more traditional means such as paper or online voter registration, the National Voter Registration Act of 1993 (NVRA) requires states to incorporate voter registration opportunities into the driver's license application process at state motor vehicle authorities. As part of that process, voters have an opportunity to update their voter registration with their latest information to ensure the voter registration rolls are accurate.

During the 2024 calendar year, approximately 707,108 voter address change applications were processed by county officials to review and update voter records. Appendix D7 represents the activity recorded by counties in the SURE system on PennDOT change of address transactions.

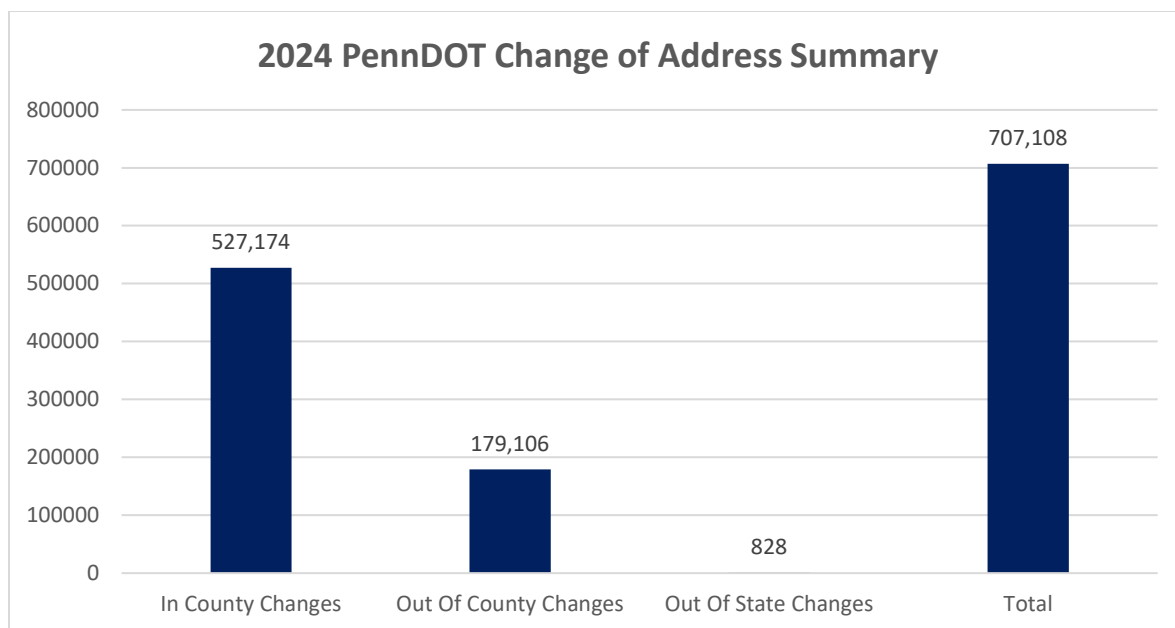


Figure 11: 2024 PennDOT Change of Address Summary

Voter Registration Cancellations

During 2024, the SURE system recorded approximately 679,892 voter registration cancellations. When a voter registration is cancelled, the record is tagged in the SURE system to identify the reason for cancellation. The record of an *Active* voter may be cancelled if, for example, the voter confirms they have moved out of state.

The records of *Inactive* voters, including those marked *Inactive* following the list maintenance activities described above, must be cancelled, under federal law, if the voters have failed to vote in two consecutive general (even-numbered year) elections. Table 3 represents the total number of cancellations by reason for the state. Figures in this section are representative of actions taken on or before December 31, 2024, as recorded by the counties in the SURE system. See Appendix D for details broken out by county.

Classification	Voter Status at Cancellation	Description	2024 Total
Voter's Request	Active	Registration cancelled at the request of the voter.	13,761
Voter's Death	Active	Registration cancelled when the county is notified of a voter's death via state or local officials.	85,056
Other Move Confirmed	Active	The voter confirmed that they have moved from the address listed on their voter record to a different address through a change of address process other than PennDOT.	88,262
Voter Removal Programs	Active	Voter confirmed they no longer live at the current address when sent an NCOA mailing.	1,965
Canvass	Active	The county visited the address on record to confirm the voter no longer lives there.	78
PennDOT Move Confirmed	Active	Voter submitted a PennDOT transaction and provided information that the voter has changed their address.	92,247
Duplicate Registration	Active	The county or ERIC program identified that the registration is a duplicate.	338
Voter Not Qualified	Active	The county identified that the voter was not qualified to be registered.	210

Voter's Request	Inactive	Registration cancelled at the request of the voter.	14,513
Voter's Death	Inactive	Registration cancelled when the county is notified of a voter's death via state or local officials.	8,286
Other Move Confirmed	Inactive	The voter confirmed that they have moved from the address listed on their voter record to a different address in PA.	41,438
Voter Removal Program	Inactive	Voter responded to a voter removal program notice while they were inactive confirming they no longer live at the current address, or they failed to respond and did not have any activity for a period of 2 federal general elections.	319,825
PennDOT Move Confirmed	Inactive	Voter submitted a PennDOT transaction and provided information that the voter has changed their address outside of PA.	13,786
Canvass	Inactive	The county visited the address on record to confirm the voter no longer lives there.	23
Duplicate Registration	Inactive	The county or ERIC program identified that the registration is a duplicate.	85
Voter Not Qualified	Inactive	The county determined through means other than list maintenance activities that the voter was not qualified, or is no	19

		longer qualified, to be registered. (For example, a voter's registration was successfully challenged).	
--	--	--	--

Table 3: Total Number of Cancellations by Reason

Common Active Voter Registration Cancellations by Voter Status and Year

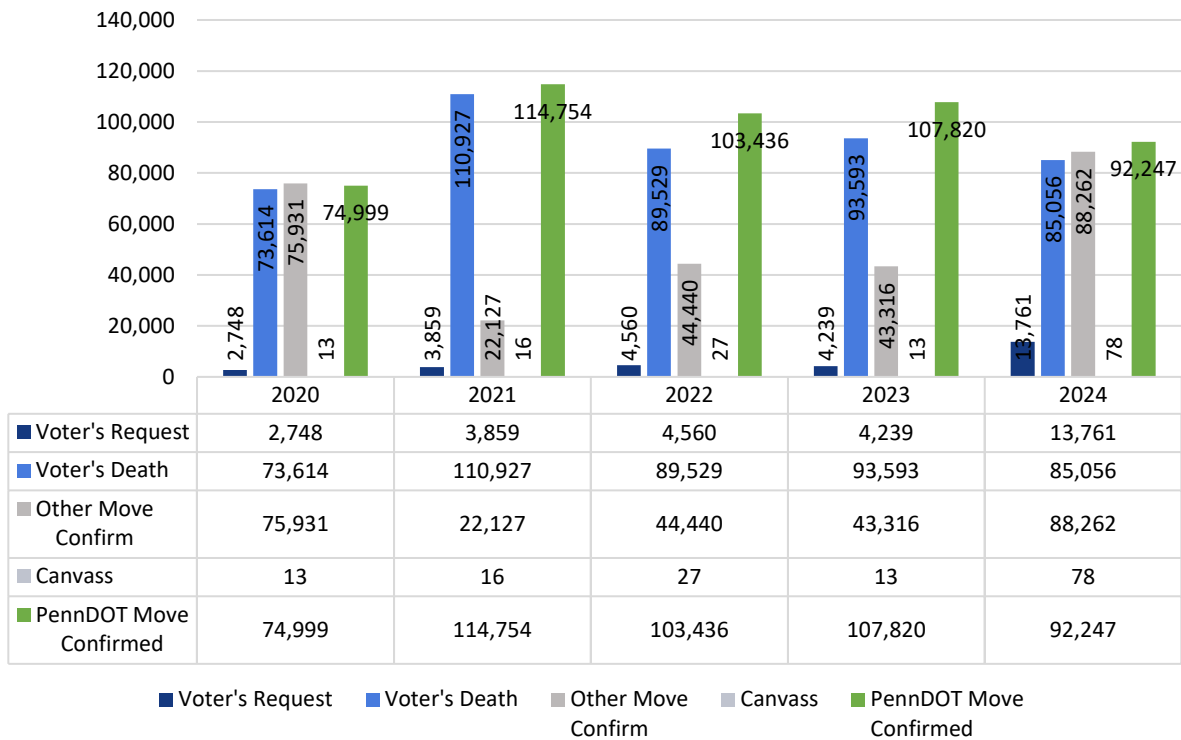


Figure 12: Common Active Voter Registration Cancellations

Appendix D8 represents the county-level summary of active cancellations with reasons.

Common Inactive Voter Registration Cancellations by Status and Year

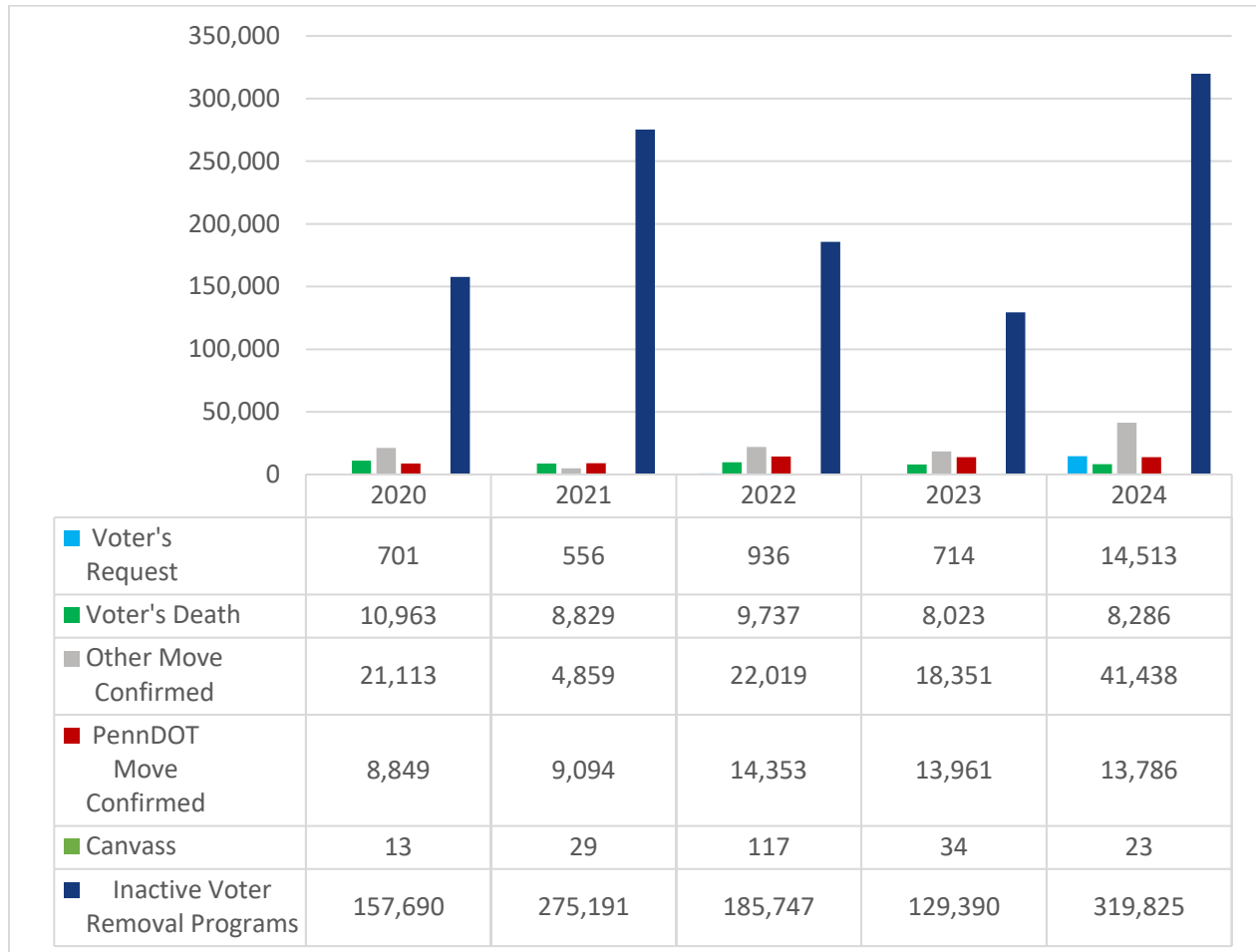


Figure 13: Common Inactive Voter Registration Cancellations

National Voter Registration Act (NVRA)

NVRA Agency Registrations

The National Voter Registration Act (NVRA) requires that:

“(1) Each state shall designate agencies for the registration of voters in election for Federal offices.

“(2) Each state shall designate as voter registration agencies –

(A) all offices in the state that provide public assistance; and (B) all offices in the State that provide State-funded programs primarily engaged in providing service to persons with disabilities.” 52 U.S.C. § 20506.

Pennsylvania, through its voter registration law, has incorporated these requirements for all elections. *See* 25 Pa.C.S. § 1325.

In consideration of these mandates, the Department continues to work with the covered agencies to ensure that the requirements of federal and state law are met.

The Department also works with PennDOT regularly to ensure that eligible citizens can register to vote or update their voter registration when they use PennDOT services.

PennDOT

Since 1995, PennDOT has played an integral role in voter registration through what is commonly known as the “Motor Voter” registration process. In 2003, the process became electronic. Motor Voter provides Commonwealth citizens with an opportunity to apply to register to vote while receiving or renewing their driver’s license or photo ID at a PennDOT center, as well as the opportunity to update their registration at a PennDOT center or during a PennDOT transaction online.

PennDOT voter registration applications are organized into two primary groups: 1) initial applications to register to vote (otherwise known as new applications); and 2) Change of Address applications to update the registrant’s address on an existing record (otherwise known as change applications).

Automatic Voter Registration at a PennDOT Center

PennDOT customers visit a photo license center with a driver's license application card provided by PennDOT. The application card contains a printed two-dimensional bar code. The bar code is scanned, and the computer system determines the customer's age and U.S. citizenship status. It determines if the customer will be at least 18 years old by the date of the next election, has a verified Pennsylvania residential address, and is a U.S. citizen. If the PennDOT customer meets all these requirements, they are presented with Motor Voter screens.

The Motor Voter screens first ask the customer to confirm that they are a U.S. citizen. If they confirm that they are, the screen informs the customer that unless they opt out, they will be shown a series of screens to confirm their information and submit a voter registration application to their county elections office.

- Customers must confirm that they are U.S. citizens and qualified to register to vote in the Commonwealth.
- Customers are asked to confirm their county of residence and indicate a party preference. The customer is then offered the opportunity to submit optional information (telephone number and race).
- Customers are advised of the penalty for furnishing false information and are asked to sign a declaration that the information they have provided is true and correct to the best of their knowledge.
- At the end of the AVR process, customers are provided a receipt indicating pertinent information about their voter registration application, including the date on which they applied at the photo license center. The receipt instructs customers to contact their county voter registration office if they do not receive a voter identification card within two weeks.

Completed applications are transmitted electronically to the Department which, in turn, forwards the applications to individual county voter registration offices via the SURE system. For more detail on applications received from PennDOT license centers, see Appendix E.

The process described above reflects the changes implemented on September 19, 2023. Previously, eligible registrants had to choose to opt into the process. The September 19, 2023, enhancements require customers to opt out. They also made the process more

inclusive and user-friendly, including through the addition of more than a dozen languages, bringing the total number of available languages to 31.

A total of 464,179 AVR applications were submitted through PennDOT in 2024, compared to PennDOT's pre-AVR submissions of 224,464 voter registration applications in 2022 and 187,588 in 2020. A total of 154,177 new registrations were processed and approved by county election offices, and 187,120 voter record updates were processed in 2024. Out of the new voter registration applications processed, 47,434 were Democratic, 52,923 were Republican, and 53,760 belonged to other parties or registered with no affiliation.

NVRA Agencies

Since 2010, the Department has used computer-compatible voter registration forms with its partner agencies, which allow the Department to identify the source agency of registrations. The Department is thus able to track its efforts and ensure that partnership efforts comply with the requirements of the NVRA and the Pennsylvania voter registration law.

On December 2, 2017, the Pennsylvania Department of Human Services (DHS) became the first Commonwealth agency to publicly deploy an online voter registration service with the Department. Through this online service, DHS clients submitted more than 26,000 applications in 2024. The Department also worked with the Department of Labor & Industry's (L&I) Office of Vocational Rehabilitation and the Department of Health's (DOH) Women, Infants and Children (WIC) program to deploy online services. The Department continues to look for other opportunities to modernize voter registration with state agencies. Table 4 (below) shows voter registration applications processed by counties from NVRA agencies. Appendix C2 shows the voter registration applications processed from each agency by county.

Code	Agency	Description	Applications
WIC	WIC	Women, Infant and Children Nutrition Clinics	494
D.A. AND COUNTY MH/ID	Agencies Serving People with Disabilities and County MH/ID Offices	Blindness and Visual Services (BVS) district offices; BVS Contractors; Centers for Independent Living; State Mental Health Centers; State Mental Health Hospitals; Office of Vocational Rehabilitation district offices; County Mental Health and Intellectual Disabilities	95
CAO	CAO	County Assistance Offices	26,387
COOC	COOC	Clerk of Orphans' Courts	293
C&Y	Children and Youth	Children and Youth; Children and Early Learning Organizations	7
AAA	AAA	Area Agencies on Aging	155
HC	Health Care	Health Care not for profit, Health Care-managed care and similar for-profit organizations	31
SSHE / SPECIAL ED	SSHE / Special Education Programs	Student Disability Services Offices at Universities within the State System of Higher Education; Bureau of Special Education	4

Code	Agency	Description	Applications
PARA-TRANSIT	Para-transit	Para-transit providers	86
PennDOT COVID Applications	PennDOT	Voter registration applications distributed by mail during COVID office closures	118
OCDEL	Office of Child Development and Early Learning	Office of Child Development and Early Learning	28
Recruitment Centers		Armed Services Recruitment Centers	2

Table 4: Processed Applications from NVRA Agencies

For more details on agency voter registration application processing in SURE, see Appendix C. For agency voter registration application offers and declines, see Appendix F.

Online Voter Registration

The Pennsylvania Online Voter Registration (OVR) application was deployed August 27, 2015. The OVR application provides residents of Pennsylvania with the opportunity to register to vote or change an existing voter registration online and to electronically submit voter registration data to their county voter registration office for processing.

During the 2024 calendar year, approximately 760,454 voter registration applications were submitted through the OVR application on the Department's website, including 452,919 applications for new voters.

Web Application Programming Interface

A Web Application Programming Interface (Web API) was created for individuals and organizations that wish to develop a website to gather voter registration application data during voter registration drives. The Web API application works as an analog to third-party submission of paper voter registration forms and requires the registrant to input the information necessary for the county to process the application. As is the case with paper registration submissions, entities that submit electronic applications through the Web API do not have direct access to the SURE system. This tool also interacts with PennDOT to capture signatures from valid driver's licenses and, if necessary, sends a correspondence when the signature cannot be located.

The Department manages a rigorous certification process to ensure that individuals and organizations wishing to use the Web API tool meet Department-identified testing and security standards prior to being approved for access to the Web API. As with online voter registration, signatures may be uploaded through the Web API interface.

During the 2024 calendar year, approximately 154,163 voter registration applications were submitted through the Web API, including 109,936 applications for new voters.

Comparison of Voter Registration Methods

The chart below (Figure 15) depicts a general comparison of total applications submitted through OVR, Web API (a subset of online voter registration), and paper forms. In addition to method of registration, these statistics are also broken down by month to highlight volume throughout the election cycle. These numbers will not reconcile with the total OVR

registrations processed in the voter registration system because they do not represent the final disposition of the applications submitted via OVR; rather, this chart reflects the total number of applications submitted. Numbers may diverge, for example, where a registrant submits duplicate applications that are declined after processing.

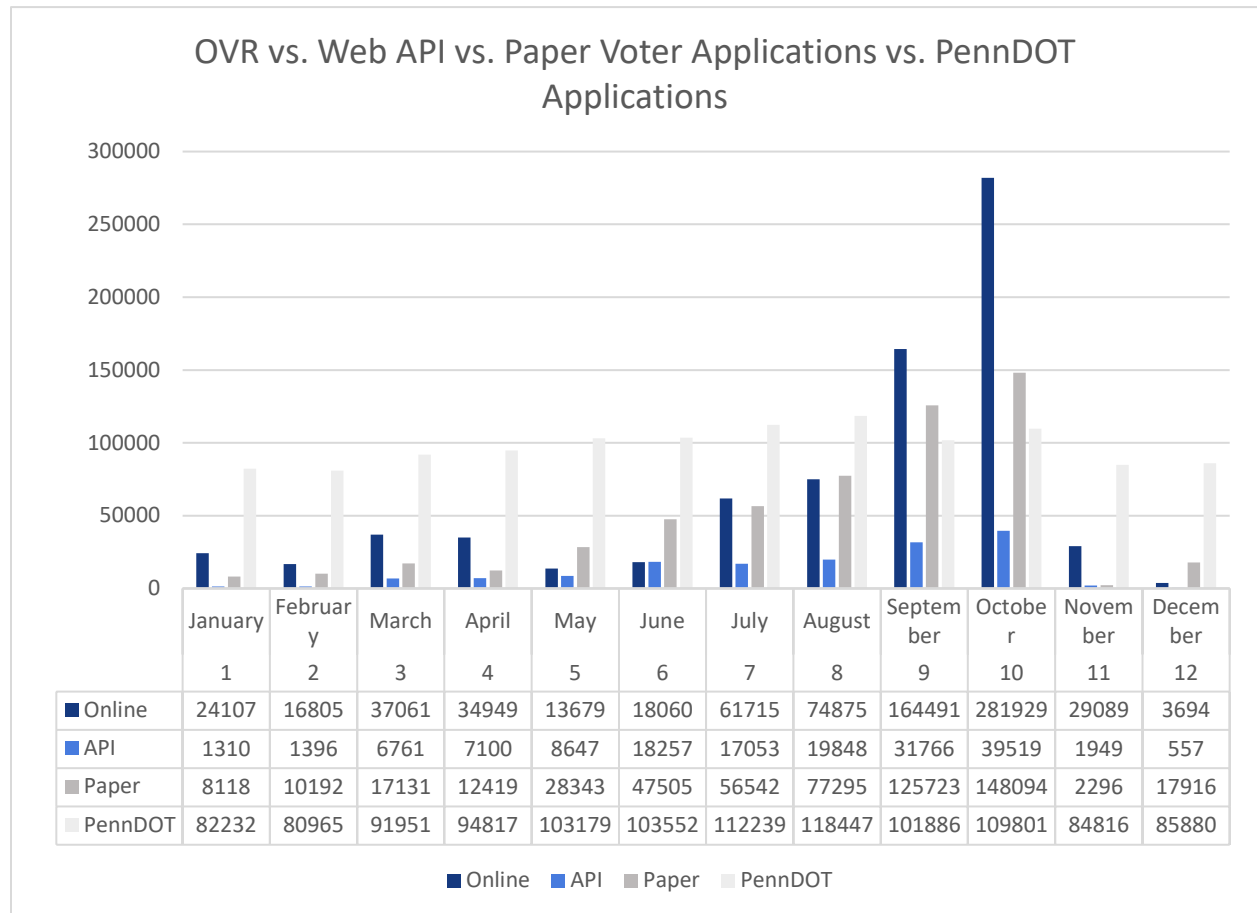


Figure 15: OVR vs. Web API vs. Paper vs PennDOT Applications in 2024

Demographics of Online Voter Registration

The graph below (Figure 16) illustrates a summary breakdown of online (OVR and WebAPI) usage statistics by age group. It provides a general idea of who uses the online service to register to vote or to update their voter registration.

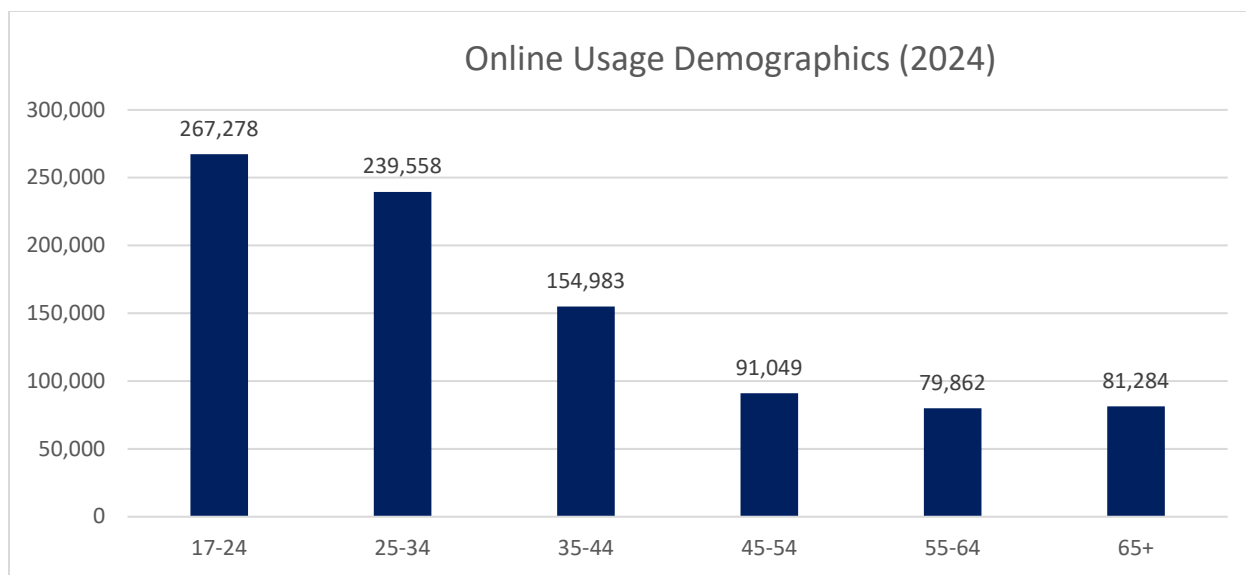


Figure 16: Demographics of OVR Use

Voter Hall of Fame

The Pennsylvania Voter Hall of Fame program is administered by the Department of State's Bureau of Elections. The program was established to promote awareness of voting and to encourage all eligible Pennsylvanians to exercise their right to vote. The Voter Hall of Fame publicly honors Pennsylvanians who have voted in at least 50 consecutive November elections. The inductees serve as ambassadors in their communities – leading by example and encouraging participation in the electoral process. In 2024, the Department inducted 739 citizens from 16 counties into the Voter Hall of Fame. The 739 new members bring total membership to 24,965, with members representing all 67 counties across the Commonwealth.

Conclusion

The administration of voter registration in the Commonwealth relies on a collaborative approach between the Department of State and Pennsylvania's 67 counties. By providing resources and sharing expertise, the Department works with county election officials to promote the secure, efficient, and inclusive composition of voter rolls. Well-maintained voter rolls lead to well-conducted elections.

This report reflects the hard work of the Department and its county partners to expand voter registration opportunities and to ensure the accuracy of Pennsylvania's voter rolls. At the same time, this report details the ways in which the Department hopes to improve on these advances by working with its state and local partners to maintain a voter registration system that accurately and completely reflects the eligible voters of this Commonwealth.

Annual Report Data: Appendices

Appendix A

Voter registration figures by county and political party as of December 31, 2024.

Appendix A

POLITICAL PARTY REGISTRATION - DECEMBER 2024

County Name	Democratic	Republican	Green	Libertarian	Other	Total
ADAMS	18,827	43,295	95	435	11,761	74,413
ALLEGHENY	526,320	274,216	2,082	5,097	144,988	952,703
ARMSTRONG	10,938	27,496	44	233	4,770	43,481
BEAVER	46,691	51,285	118	629	15,330	114,053
BEDFORD	5,154	23,804	18	102	2,893	31,971
BERKS	103,932	116,485	424	1,648	44,678	267,167
BLAIR	19,852	50,732	92	379	10,170	81,225
BRADFORD	7,886	25,229	44	213	4,792	38,164
BUCKS	193,058	202,336	594	2,587	80,583	479,158
BUTLER	38,915	82,163	125	843	19,376	141,422
CAMBRIA	30,350	46,042	67	354	9,063	85,876
CAMERON	686	1,860	3	14	345	2,908
CARBON	14,161	23,352	43	266	6,899	44,721
CENTRE	41,393	42,095	157	558	17,497	101,700
CHESTER	157,064	152,041	476	1,975	70,151	381,707
CLARION	5,284	15,434	18	104	2,489	23,329
CLEARFIELD	12,416	31,097	39	247	5,509	49,308
CLINTON	6,174	13,181	15	108	2,829	22,307
COLUMBIA	11,856	22,197	60	229	5,797	40,139
CRAWFORD	14,592	31,624	56	250	6,198	52,720
CUMBERLAND	59,770	88,149	303	1,065	29,473	178,760
DAUPHIN	83,679	76,271	300	1,067	33,112	194,429
DELAWARE	199,408	145,891	537	1,516	58,832	406,184
ELK	6,013	12,018	22	78	2,328	20,459
ERIE	77,094	70,183	281	970	24,824	173,352

County Name	Democratic	Republican	Green	Libertarian	Other	Total
FAYETTE	30,636	40,168	50	320	7,815	78,989
FOREST	790	1,999	1	9	364	3,163
FRANKLIN	22,909	63,715	113	562	14,810	102,109
FULTON	1,483	7,341	7	48	1,000	9,879
GREENE	7,747	11,695	23	79	2,025	21,569
HUNTINGDON	6,103	18,748	38	106	2,705	27,700
INDIANA	14,354	28,650	44	246	5,821	49,115
JEFFERSON	5,501	19,357	22	154	2,909	27,943
JUNIATA	2,623	10,008	14	51	1,361	14,057
LACKAWANNA	76,613	51,268	192	623	17,862	146,558
LANCASTER	110,383	183,626	518	2,093	59,262	355,882
LAWRENCE	20,144	29,718	42	253	6,879	57,036
LEBANON	25,180	52,465	112	531	14,276	92,564
LEHIGH	109,708	89,308	357	1,297	47,725	248,395
LUZERNE	84,856	89,391	264	973	26,748	202,232
LYCOMING	18,274	43,908	73	412	9,404	72,071
McKEAN	5,288	15,954	23	151	3,380	24,796
MERCER	23,702	37,867	81	357	9,378	71,385
MIFFLIN	5,425	18,461	20	125	2,829	26,860
MONROE	47,724	41,793	155	661	22,499	112,832
MONTGOMERY	299,829	209,189	809	2,997	99,035	611,859
MONTOUR	3,663	6,433	10	50	1,757	11,913
NORTHAMPTON	94,895	85,478	325	1,293	44,196	226,187
NORTHUMBERLAND	15,611	31,891	80	334	7,283	55,199
PERRY	5,940	20,760	34	183	3,712	30,629
PHILADELPHIA	769,344	130,910	2,762	4,031	156,015	1,063,062
PIKE	13,204	22,044	70	229	9,525	45,072
POTTER	1,787	8,074	10	54	1,132	11,057

County Name	Democratic	Republican	Green	Libertarian	Other	Total
SCHUYLKILL	25,751	52,264	114	496	12,046	90,671
SNYDER	4,877	15,987	30	131	2,752	23,777
SOMERSET	10,815	32,542	29	208	4,637	48,231
SULLIVAN	1,080	2,797	3	21	488	4,389
SUSQUEHANNA	6,313	17,374	36	146	3,675	27,544
TIOGA	4,938	17,840	28	151	3,289	26,246
UNION	7,657	14,426	41	110	3,927	26,161
VENANGO	8,234	20,033	30	215	4,138	32,650
WARREN	6,369	15,040	27	110	3,463	25,009
WASHINGTON	53,218	71,098	111	687	17,649	142,763
WAYNE	8,727	21,325	49	182	5,580	35,863
WESTMORELAND	88,340	129,825	224	1,310	30,080	249,779
WYOMING	4,699	11,285	27	87	2,156	18,254
YORK	94,141	165,908	410	2,052	53,150	315,661
PENNSYLVANIA	3,840,388	3,626,439	13,421	45,095	1,343,424	8,868,767

Appendix B

Comparison of major party voter registration totals from December 2023 to December 2024.

Appendix B

COMPARISON OF VOTER REGISTRATION TOTALS MAJOR PARTIES (December 31, 2023, compared to December 31, 2024)

County Name	2024 Democratic	2023 Democratic	% Diff	2024 Republican	2023 Republican	% Diff
ADAMS	18,827	18,851	-0.13%	43,295	41,072	5.41%
ALLEGHENY	526,320	509,574	3.29%	274,216	256,113	7.07%
ARMSTRONG	10,938	11,592	-5.64%	27,496	25,895	6.18%
BEAVER	46,691	48,067	-2.86%	51,285	48,225	6.35%
BEDFORD	5,154	5,766	-10.61%	23,804	23,608	0.83%
BERKS	103,932	107,976	-3.75%	116,485	110,352	5.56%
BLAIR	19,852	19,741	0.56%	50,732	47,529	6.74%
BRADFORD	7,886	8,265	-4.59%	25,229	23,876	5.67%
BUCKS	193,058	197,796	-2.40%	202,336	194,305	4.13%
BUTLER	38,915	39,718	-2.02%	82,163	78,202	5.07%
CAMBRIA	30,350	32,174	-5.67%	46,042	43,293	6.35%
CAMERON	686	749	-8.41%	1,860	1,826	1.86%
CARBON	14,161	14,578	-2.86%	23,352	21,739	7.42%
CENTRE	41,393	42,305	-2.16%	42,095	40,763	3.27%
CHESTER	157,064	158,370	-0.82%	152,041	150,300	1.16%
CLARION	5,284	5,821	-9.23%	15,434	14,873	3.77%
CLEARFIELD	12,416	12,933	-4.00%	31,097	29,219	6.43%
CLINTON	6,174	6,509	-5.15%	13,181	12,387	6.41%
COLUMBIA	11,856	12,314	-3.72%	22,197	20,717	7.14%
CRAWFORD	14,592	14,444	1.02%	31,624	29,345	7.77%
CUMBERLAND	59,770	60,752	-1.62%	88,149	87,269	1.01%
DAUPHIN	83,679	85,723	-2.38%	76,271	74,290	2.67%
DELAWARE	199,408	202,891	-1.72%	145,891	145,659	0.16%
ELK	6,013	6,325	-4.93%	12,018	11,326	6.11%

County Name	2024 Democratic	2023 Democratic	% Diff	2024 Republican	2023 Republican	% Diff
ERIE	77,094	80,182	-3.85%	70,183	67,642	3.76%
FAYETTE	30,636	32,837	-6.70%	40,168	36,995	8.58%
FOREST	790	846	-6.62%	1,999	1,947	2.67%
FRANKLIN	22,909	23,252	-1.48%	63,715	61,112	4.26%
FULTON	1,483	1,527	-2.88%	7,341	6,822	7.61%
GREENE	7,747	8,301	-6.67%	11,695	11,118	5.19%
HUNTINGDON	6,103	6,449	-5.37%	18,748	18,161	3.23%
INDIANA	14,354	15,235	-5.78%	28,650	27,194	5.35%
JEFFERSON	5,501	5,891	-6.62%	19,357	18,524	4.50%
JUNIATA	2,623	2,773	-5.41%	10,008	9,602	4.23%
LACKAWANNA	76,613	78,109	-1.92%	51,268	47,466	8.01%
LANCASTER	110,383	111,768	-1.24%	183,626	176,588	3.99%
LAWRENCE	20,144	21,004	-4.09%	29,718	27,736	7.15%
LEBANON	25,180	26,238	-4.03%	52,465	50,528	3.83%
LEHIGH	109,708	111,712	-1.79%	89,308	84,317	5.92%
LUZERNE	84,856	87,442	-2.96%	89,391	82,928	7.79%
LYCOMING	18,274	18,697	-2.26%	43,908	41,976	4.60%
McKEAN	5,288	5,602	-5.61%	15,954	15,373	3.78%
MERCER	23,702	25,110	-5.61%	37,867	36,100	4.89%
MIFFLIN	5,425	5,462	-0.68%	18,461	17,303	6.69%
MONROE	47,724	49,696	-3.97%	41,793	39,814	4.97%
MONTGOMERY	299,829	302,330	-0.83%	209,189	203,913	2.59%
MONTOUR	3,663	3,833	-4.44%	6,433	6,328	1.66%
NORTHAMPTON	94,895	95,787	-0.93%	85,478	80,778	5.82%
NORTHUMBERLAND	15,611	16,311	-4.29%	31,891	30,658	4.02%
PERRY	5,940	6,139	-3.24%	20,760	19,959	4.01%
PHILADELPHIA	769,344	777,875	-1.10%	130,910	116,720	12.16%

County Name	2024 Democratic	2023 Democratic	% Diff	2024 Republican	2023 Republican	% Diff
PIKE	13,204	13,556	-2.60%	22,044	20,782	6.07%
POTTER	1,787	1,889	-5.40%	8,074	7,784	3.73%
SCHUYLKILL	25,751	26,637	-3.33%	52,264	49,153	6.33%
SNYDER	4,877	4,715	3.44%	15,987	14,994	6.62%
SOMERSET	10,815	11,634	-7.04%	32,542	31,389	3.67%
SULLIVAN	1,080	1,173	-7.93%	2,797	2,717	2.94%
SUSQUEHANNA	6,313	6,420	-1.67%	17,374	16,299	6.60%
TIOGA	4,938	5,216	-5.33%	17,840	17,322	2.99%
UNION	7,657	7,537	1.59%	14,426	13,625	5.88%
VENANGO	8,234	8,541	-3.59%	20,033	19,069	5.06%
WARREN	6,369	6,903	-7.74%	15,040	14,972	0.45%
WASHINGTON	53,218	56,101	-5.14%	71,098	68,152	4.32%
WAYNE	8,727	9,138	-4.50%	21,325	20,292	5.09%
WESTMORELAND	88,340	91,233	-3.17%	129,825	123,031	5.52%
WYOMING	4,699	4,780	-1.69%	11,285	10,607	6.39%
YORK	94,141	96,513	-2.46%	165,908	160,617	3.29%
PENNSYLVANIA	3,840,388	3,895,628	-1.42%	3,626,439	3,460,590	4.79%

Appendix C

Contains data for various registration application processing statistics:

1. Voter registration applications processed by counties received from non-agency sources (excludes applications from public assistance agencies and other NVRA agencies)
2. Voter registration applications processed by counties received from public assistance agencies and other NVRA agencies
3. New registration applications processed by counties received from non-agency sources (excludes applications to change an existing registration record)
4. New registration applications processed by counties received from public assistance agencies (excludes applications to change an existing registration record)
5. Change applications processed by counties received from non-agency sources (includes only applications to change an existing registration record)
6. Change applications processed by counties received from public assistance agencies (includes only applications to change an existing voter registration record)

Appendix C1

VOTER REGISTRATION APPLICATIONS PROCESSED FROM NON-AGENCY SOURCES

County	Counter	PennDOT Initial	PennDOT COA	Mail	Online	Registration Drive			Other Means
						Paper	API	Total	
ADAMS	424	6,155	6,163	902	5,491	346	386	732	55
ALLEGHENY	1,236	29,081	69,405	8,239	79,320	33,389	17,943	51,332	1,644
ARMSTRONG	950	2,254	4,082	0	3,515	0	189	189	116
BEAVER	434	3,356	9,529	1,918	8,694	381	655	1,036	1,268
BEDFORD	264	1,516	2,910	374	2,092	0	108	108	40
BERKS	509	14,878	25,486	5,320	22,108	9,155	5,689	14,844	1,823
BLAIR	152	4,961	8,560	1,404	6,433	0	413	413	948
BRADFORD	296	2,104	3,457	714	2,719	133	151	284	152
BUCKS	214	32,966	31,589	8,068	40,227	2,764	3,733	6,497	1,271
BUTLER	488	8,162	12,066	2,551	12,443	223	838	1,061	313
CAMBRIA	285	3,674	7,078	1,409	6,243	0	415	415	758
CAMERON	27	74	269	15	155	1	6	7	5
CARBON	2	2,847	5,068	1,097	3,573	0	278	278	124
CENTRE	140	3,200	6,936	1,557	13,439	5,814	1,115	6,929	2,769
CHESTER	332	24,065	31,647	6,212	35,914	1,944	2,778	4,722	1,575
CLARION	223	956	1,996	190	1,537	0	111	111	60
CLEARFIELD	208	2,167	5,518	785	3,638	0	188	188	865
CLINTON	178	803	2,535	421	1,899	0	118	118	66
COLUMBIA	253	1,292	4,111	688	3,409	0	208	208	697
CRAWFORD	186	1,718	5,544	1,636	3,938	0	232	232	51
CUMBERLAND	893	10,584	18,601	2,799	15,947	1,482	1,691	3,173	1,888
DAUPHIN	618	13,039	25,222	2,119	16,338	5,678	7,382	13,060	445
DELAWARE	628	14,651	31,352	12,054	35,596	6,652	6,958	13,610	1,028
ELK	68	777	1,712	214	1,318	44	78	122	116
ERIE	706	5,775	14,084	2,498	13,798	5,446	1,224	6,670	240

County	Counter	PennDOT Initial	PennDOT COA	Mail	Online	Registration Drive			Other Means
						Paper	API	Total	
FAYETTE	180	4,005	8,027	1,361	6,029	1	376	377	149
FOREST	50	121	441	38	149	0	12	12	4
FRANKLIN	484	7,796	9,064	869	7,621	28	507	535	197
FULTON	81	748	797	110	620	0	26	26	11
GREENE	138	877	2,039	394	1,603	0	105	105	19
HUNTINGDON	5	1,364	2,539	856	1,829	0	100	100	24
INDIANA	323	2,689	5,168	1,267	4,359	0	407	407	69
JEFFERSON	388	1,480	2,646	470	1,821	0	118	118	32
JUNIATA	115	315	1,289	202	879	14	33	47	161
LACKAWANNA	155	6,800	14,701	2,436	11,485	2,729	989	3,718	179
LANCASTER	79	26,200	36,771	8,830	30,008	3,621	6,125	9,746	861
LAWRENCE	93	2,331	4,973	1,340	4,106	0	276	276	52
LEBANON	258	4,392	11,256	2,302	7,401	0	768	768	80
LEHIGH	659	14,247	24,055	4,865	21,636	8,859	6,108	14,967	2,528
LUZERNE	935	11,018	19,719	4,339	16,896	2,709	2,113	4,822	90
LYCOMING	521	2,357	7,929	1,227	5,825	56	389	445	909
McKEAN	88	1,455	2,584	238	1,858	0	129	129	136
MERCER	235	2,725	5,506	1,332	4,988	260	325	585	1,243
MIFFLIN	599	523	2,776	290	2,109	0	107	107	69
MONROE	455	7,781	9,949	1,123	9,493	2,135	952	3,087	195
MONTGOMERY	548	34,609	51,339	11,690	54,902	5,083	5,941	11,024	2,254
MONTOUR	417	385	1,321	35	1,072	0	85	85	24
NORTHAMPTON	578	16,416	20,048	2,714	20,719	4,799	2,245	7,044	498
NORTHUMBERLAND	149	1,476	6,316	848	4,578	0	323	323	70
PERRY	154	1,559	3,353	780	2,073	8	163	171	14
PHILADELPHIA	3,471	37,727	95,647	26,683	99,767	185,290	52,747	238,037	1,147
PIKE	297	3,138	2,755	664	3,561	444	258	702	130
POTTER	47	404	1,055	131	582	0	18	18	158
SCHUYLKILL	311	4,402	9,498	1,070	6,855	161	573	734	1,314

County	Counter	PennDOT Initial	PennDOT COA	Mail	Online	Registration Drive			Other Means
						Paper	API	Total	
SNYDER	203	473	2,059	332	1,842	423	96	519	59
SOMERSET	155	2,354	4,659	578	2,847	51	181	232	656
SULLIVAN	53	182	423	95	248	0	13	13	6
SUSQUEHANNA	0	1,790	1,949	639	1,969	0	113	113	17
TIOGA	237	1,341	2,398	337	1,710	0	75	75	137
UNION	897	584	2,111	262	2,697	0	160	160	28
VENANGO	103	1,970	3,409	633	2,324	0	126	126	37
WARREN	165	1,359	2,221	160	1,641	0	115	115	28
WASHINGTON	578	5,895	12,985	2,183	12,608	3	790	793	170
WAYNE	216	1,682	2,983	539	2,417	217	133	350	407
WESTMORELAND	115	8,635	20,230	4,767	19,701	9	1,187	1,196	558
WYOMING	104	1,480	1,677	253	1,337	42	74	116	188
YORK	276	23,243	26,704	3,082	25,577	5,291	5,432	10,723	1,978
PENNSYLVANIA	24,629	441,383	782,289	155,548	751,526	295,685	143,700	439,385	35,203

Appendix C2

VOTER REGISTRATION APPLICATIONS PROCESSED FROM NVRA AGENCIES

County	ASRC	WIC	DA and MH/ID	CAO	COOC	C&Y	HC	SSHE	AAA	Para-transit	PennDOT ML	OCDEL
ADAMS	0	8	0	208	2	0	0	0	2	0	1	1
ALLEGHENY	0	62	1	1749	10	0	0	0	8	6	16	3
ARMSTRONG	0	0	0	16	0	0	0	0	0	0	1	0
BEAVER	0	3	7	220	0	0	0	0	1	0	1	0
BEDFORD	0	1	0	30	0	0	0	0	4	0	0	0
BERKS	1	8	9	862	0	0	0	1	3	10	2	2
BLAIR	0	18	10	333	0	0	0	0	0	1	0	0
BRADFORD	0	3	0	70	8	0	0	0	2	0	2	1
BUCKS	0	12	2	866	5	0	3	0	1	3	5	1
BUTLER	0	0	1	203	0	0	0	0	0	0	1	0
CAMBRIA	1	3	0	489	0	0	0	0	0	5	0	0
CAMERON	0	0	0	27	0	0	0	0	0	0	0	1
CARBON	0	3	0	90	1	0	0	0	2	1	0	0
CENTRE	0	1	0	223	18	0	6	1	3	0	1	0
CHESTER	0	14	0	481	2	0	4	2	3	3	4	2
CLARION	0	0	0	124	6	0	0	0	0	0	2	0
CLEARFIELD	0	0	0	45	0	0	0	0	0	0	1	0
CLINTON	0	3	0	37	1	0	0	0	0	0	0	0
COLUMBIA	0	12	1	169	1	0	0	0	0	0	0	0
CRAWFORD	0	0	6	73	0	0	0	0	0	0	0	0
CUMBERLAND	0	10	0	496	5	0	0	0	3	1	3	0
DAUPHIN	0	14	6	838	8	0	0	0	2	1	5	0
DELAWARE	0	8	3	396	53	0	0	0	4	4	4	0
ELK	0	4	0	88	4	0	0	0	0	0	0	0

County	ASRC	WIC	DA and MH/ID	CAO	COOC	C&Y	HC	SSHE	AAA	Para-transit	PennDOT ML	OCDEL
ERIE	0	18	3	627	29	0	1	0	0	0	3	0
FAYETTE	0	0	0	293	7	0	0	0	3	0	0	0
FOREST	0	0	0	12	1	0	0	0	0	0	0	0
FRANKLIN	0	12	1	400	4	0	0	0	2	0	1	0
FULTON	0	0	0	11	0	0	0	0	0	0	0	0
GREENE	0	3	0	37	1	0	0	0	1	0	0	0
HUNTINGDON	0	1	1	24	2	0	0	0	1	0	1	0
INDIANA	0	0	0	38	0	0	0	0	0	0	0	0
JEFFERSON	0	0	0	17	0	0	0	0	0	0	0	0
JUNIATA	0	1	0	56	0	0	0	0	3	4	0	0
LACKAWANNA	0	4	3	607	6	0	1	0	0	0	2	0
LANCASTER	0	26	5	766	8	0	0	0	6	1	8	1
LAWRENCE	0	0	0	75	0	0	0	0	3	1	0	0
LEBANON	0	0	0	192	0	0	0	0	1	1	1	0
LEHIGH	0	11	1	951	5	0	1	0	0	13	2	1
LUZERNE	0	3	2	607	15	0	0	0	15	0	5	0
LYCOMING	0	29	0	319	0	0	0	0	19	2	1	0
McKEAN	0	0	0	148	4	0	0	0	0	0	0	1
MERCER	0	7	0	319	0	0	0	0	3	1	5	0
MIFFLIN	0	4	2	140	1	0	0	0	1	0	0	0
MONROE	0	0	0	266	0	0	0	0	0	0	2	0
MONTGOMERY	0	10	3	1066	6	0	10	0	3	4	13	3
MONTOUR	0	1	0	7	0	0	0	0	0	0	1	0
NORTHAMPTON	0	4	1	583	2	0	1	0	2	7	3	0
NORTHUMBERLAND	0	0	0	262	0	0	0	0	1	0	1	0
PERRY	0	4	0	96	1	0	0	0	0	0	1	1

County	ASRC	WIC	DA and MH/ID	CAO	COOC	C&Y	HC	SSHE	AAA	Para-transit	PennDOT ML	OCDEL
PHILADELPHIA	0	111	8	7189	17	0	0	0	3	15	10	10
PIKE	0	3	1	141	1	0	0	0	0	0	1	0
POTTER	0	0	0	30	0	0	0	0	1	0	0	0
SCHUYLKILL	0	5	0	486	2	0	0	0	7	1	0	0
SNYDER	0	5	0	65	17	1	0	0	0	0	0	0
SOMERSET	0	0	9	183	3	0	3	0	4	0	0	0
SULLIVAN	0	0	0	5	8	0	0	0	0	0	0	0
SUSQUEHANNA	0	0	0	28	5	0	0	0	1	0	0	0
TIOGA	0	0	0	98	0	0	0	0	2	0	0	0
UNION	0	0	0	23	1	0	0	0	0	0	0	0
VENANGO	0	3	0	66	5	5	0	0	3	0	0	0
WARREN	0	1	0	27	0	0	0	0	0	0	1	0
WASHINGTON	0	11	0	203	4	0	0	0	1	0	1	0
WAYNE	0	2	7	74	4	1	0	0	4	0	0	0
WESTMORELAND	0	10	0	747	6	0	1	0	1	1	2	0
WYOMING	0	0	0	63	4	0	0	0	0	0	0	0
YORK	0	18	2	907	0	0	0	0	26	0	4	0
Grand Total	2	494	95	26,387	293	7	31	4	155	86	118	28

Agency Legend
ASRC - Armed Services Recruiting Corps.
WIC - Women, Infants and Children
D.A. - Disability Agencies and County Mental Health and Intellectual Disabilities
CAO - County Assistance Offices
COOC - Clerk of Orphan's Court
C&Y - County Children and Youth Offices
HC - Health Care facilities
SSHE - State System of Higher Education and Special Ed. Program - Bureau of Special Education
AAA - Area Agencies on Aging
PennDOT ML – voter registration applications mailed during COVID due to PennDOT office closures
OCDEL - Office of Child Development and Early Learning

Appendix C3

NEW VOTER REGISTRATION APPLICATIONS PROCESSED FROM NON-AGENCY SOURCES

County	Counter	PennDOT Initial	PennDOT COA	Mail	Online	Registration Drive			Other Means
						Paper	API	Total	
ADAMS	277	2,232	2	439	2,856	273	187	460	15
ALLEGHENY	702	12,676	20	3,210	29,492	11,909	5,741	17,650	607
ARMSTRONG	491	826	3	0	1,797	0	72	72	0
BEAVER	218	1,344	3	724	3,592	186	230	416	56
BEDFORD	134	601	3	189	1,138	0	51	51	7
BERKS	187	4,037	21	1,504	8,791	2,011	1,955	3,966	92
BLAIR	60	1,398	1	512	2,923	0	149	149	28
BRADFORD	171	864	1	314	1,337	88	65	153	31
BUCKS	99	6,888	6	2,251	16,414	951	1,388	2,339	392
BUTLER	241	2,357	4	1,037	5,524	72	304	376	44
CAMBRIA	108	1,361	2	460	2,845	0	160	160	12
CAMERON	10	37	0	4	77	0	1	1	1
CARBON	0	977	1	588	1,616	0	98	98	5
CENTRE	95	1,384	6	812	4,876	3,238	486	3,724	67
CHESTER	168	6,162	33	2,252	13,961	859	1,182	2,041	277
CLARION	109	336	0	85	731	0	44	44	7
CLEARFIELD	106	873	3	305	1,880	0	84	84	58
CLINTON	89	383	1	193	1,007	0	60	60	1
COLUMBIA	96	670	1	347	1,689	0	116	116	344
CRAWFORD	72	928	2	767	1,713	0	92	92	24
CUMBERLAND	390	3,087	7	865	6,332	804	682	1,486	85
DAUPHIN	263	3,778	12	843	5,985	1,510	1,864	3,374	45

County	Counter	PennDOT Initial	PennDOT COA	Mail	Online	Registration Drive			Other Means
						Paper	API	Total	
DELAWARE	267	4,951	9	2,963	14,975	1,989	2,221	4,210	95
ELK	29	273	0	110	639	32	31	63	5
ERIE	292	2,410	8	773	5,101	2,188	454	2,642	60
FAYETTE	77	1,410	2	667	2,806	0	146	146	7
FOREST	20	55	1	23	81	0	5	5	0
FRANKLIN	267	2,980	0	436	3,992	18	258	276	38
FULTON	57	245	0	68	356	0	16	16	0
GREENE	53	415	0	154	725	0	43	43	0
HUNTINGDON	2	528	4	454	903	0	34	34	2
INDIANA	166	1,011	0	612	2,235	0	213	213	17
JEFFERSON	266	508	1	242	943	0	56	56	6
JUNIATA	59	122	0	87	467	8	22	30	5
LACKAWANNA	70	2,658	6	1,120	4,724	1,326	432	1,758	58
LANCASTER	20	7,290	103	3,035	12,164	1,057	1,534	2,412	166
LAWRENCE	52	1,013	1	668	2,180	0	108	108	13
LEBANON	99	2,124	1	809	3,251	0	320	320	6
LEHIGH	304	4,792	7	1,252	8,399	2,641	1,763	4,404	134
LUZERNE	360	4,694	11	1,766	7,554	1,144	950	2,094	12
LYCOMING	261	1,001	4	437	2,668	45	170	215	43
McKEAN	54	499	0	115	993	0	53	53	5
MERCER	116	1,007	1	499	2,046	176	113	289	41
MIFFLIN	298	257	0	143	937	0	49	49	1
MONROE	284	3,576	6	614	4,270	1,090	429	1,519	146
MONTGOMERY	245	7,564	7	2,345	20,158	1,500	2,069	3,569	405
MONTOUR	152	228	1	16	482	0	36	36	10
NORTHAMPTON	364	5,370	12	1,302	9,083	2,671	1,025	3,696	98

County	Counter	PennDOT Initial	PennDOT COA	Mail	Online	Registration Drive			Other Means
						Paper	API	Total	
NORTHUMBERLAND	69	754	19	447	2,368	0	139	139	1
PERRY	76	376	1	214	906	2	62	64	1
PHILADELPHIA	1,724	16,071	28	5,353	34,904	31,530	12,625	44,155	797
PIKE	196	1,932	0	371	1,720	245	125	370	43
POTTER	16	173	0	63	265	0	11	11	39
SCHUYLKILL	128	1,352	2	498	3,104	83	258	341	79
SNYDER	120	199	0	168	925	315	47	362	12
SOMERSET	50	768	1	250	1,267	33	65	98	16
SULLIVAN	29	66	0	27	96	0	5	5	3
SUSQUEHANNA	0	484	1	338	973	0	43	43	7
TIOGA	124	506	2	165	891	0	36	36	10
UNION	806	347	36	221	1,605	0	103	103	2
VENANGO	45	629	2	311	1,259	0	50	50	1
WARREN	138	634	0	117	751	0	57	57	14
WASHINGTON	320	2,270	3	1,081	5,670	0	312	312	28
WAYNE	106	991	0	270	1,185	117	47	164	33
WESTMORELAND	56	2,901	4	1,828	7,940	1	446	447	101
WYOMING	69	288	2	110	575	24	33	57	9
YORK	139	7,036	19	1,170	11,159	1,239	1,618	2,358	63
PENNSYLVANIA	12,531	147,957	437	51,413	306,271	71,375	43,643	114,340	4,830

Appendix C4

NEW VOTER REGISTRATION APPLICATIONS BY NVRA AGENCIES

County	ASRC	WIC	DA and MH/ID	CAO	COOC	C&Y	HC	SSHE	AAA	Para-transit	PennDOT ML	OCDEL
ADAMS	0	6	0	79	2	0	0	0	1	0	0	1
ALLEGHENY	0	21	1	433	8	0	0	0	3	1	0	0
ARMSTRONG	0	0	0	2	0	0	0	0	0	0	0	0
BEAVER	0	1	6	65	0	0	0	0	1	0	0	0
BEDFORD	0	0	0	7	0	0	0	0	2	0	0	0
BERKS	0	1	5	208	0	0	0	1	1	3	1	0
BLAIR	0	9	5	119	0	0	0	0	0	0	0	0
BRADFORD	0	2	0	25	6	0	0	0	1	0	1	0
BUCKS	0	4	2	249	3	0	3	0	1	2	0	0
BUTLER	0	0	0	55	0	0	0	0	0	0	0	0
CAMBRIA	1	2	0	158	0	0	0	0	0	4	0	0
CAMERON	0	0	0	13	0	0	0	0	0	0	0	1
CARBON	0	0	0	28	1	0	0	0	1	1	0	0
CENTRE	0	0	0	59	5	0	4	0	2	0	0	0
CHESTER	0	6	0	111	2	0	0	2	1	1	1	1
CLARION	0	0	0	37	4	0	0	0	0	0	1	0
CLEARFIELD	0	0	0	6	0	0	0	0	0	0	1	0
CLINTON	0	1	0	6	1	0	0	0	0	0	0	0
COLUMBIA	0	7	1	57	1	0	0	0	0	0	0	0
CRAWFORD	0	0	3	22	0	0	0	0	0	0	0	0
CUMBERLAND	0	5	0	145	5	0	0	0	1	0	0	0
DAUPHIN	0	8	1	189	5	0	0	0	2	1	2	0
DELAWARE	0	6	2	64	19	0	0	0	0	3	0	0
ELK	0	2	0	32	4	0	0	0	0	0	0	0

County	ASRC	WIC	DA and MH/ID	CAO	COOC	C&Y	HC	SSHE	AAA	Para-transit	PennDOT ML	OCDEL
ERIE	0	11	3	170	18	0	1	0	0	0	0	0
FAYETTE	0	0	0	105	4	0	0	0	1	0	0	0
FOREST	0	0	0	6	1	0	0	0	0	0	0	0
FRANKLIN	0	9	1	141	2	0	0	0	2	0	0	0
FULTON	0	0	0	4	0	0	0	0	0	0	0	0
GREENE	0	2	0	7	1	0	0	0	0	0	0	0
HUNTINGDON	0	1	1	7	2	0	0	0	1	0	0	0
INDIANA	0	0	0	8	0	0	0	0	0	0	0	0
JEFFERSON	0	0	0	3	0	0	0	0	0	0	0	0
JUNIATA	0	1	0	27	0	0	0	0	2	1	0	0
LACKAWANNA	0	1	1	146	4	0	1	0	0	0	1	0
LANCASTER	0	12	3	235	5	0	0	0	1	0	2	0
LAWRENCE	0	0	0	25	0	0	0	0	3	1	0	0
LEBANON	0	0	0	48	0	0	0	0	1	0	0	0
LEHIGH	0	3	1	180	1	0	0	0	0	4	0	1
LUZERNE	0	2	2	118	7	0	0	0	9	0	0	0
LYCOMING	0	16	0	107	0	0	0	0	7	0	1	0
McKEAN	0	0	0	75	3	0	0	0	0	0	0	0
MERCER	0	1	0	65	0	0	0	0	0	1	0	0
MIFFLIN	0	4	2	55	1	0	0	0	1	0	0	0
MONROE	0	0	0	100	0	0	0	0	0	0	0	0
MONTGOMERY	0	7	1	280	2	0	2	0	0	0	3	0
MONTOUR	0	1	0	4	0	0	0	0	0	0	0	0
NORTHAMPTON	0	1	0	151	1	0	0	0	1	1	1	0
NORTHUMBERLAND	0	0	0	85	0	0	0	0	1	0	0	0
PERRY	0	2	0	38	0	0	0	0	0	0	0	0
PHILADELPHIA	0	15	1	958	4	0	0	0	1	4	1	4

County	ASRC	WIC	DA and MH/ID	CAO	COOC	C&Y	HC	SSHE	AAA	Para-transit	PennDOT ML	OCDEL
PIKE	0	1	0	56	0	0	0	0	0	0	0	0
POTTER	0	0	0	13	0	0	0	0	1	0	0	0
SCHUYLKILL	0	0	0	169	1	0	0	0	4	0	0	0
SNYDER	0	1	0	19	11	1	0	0	0	0	0	0
SOMERSET	0	0	7	56	2	0	3	0	2	0	0	0
SULLIVAN	0	0	0	0	3	0	0	0	0	0	0	0
SUSQUEHANNA	0	0	0	5	5	0	0	0	0	0	0	0
TIOGA	0	0	0	45	0	0	0	0	1	0	0	0
UNION	0	0	0	18	1	0	0	0	0	0	0	0
VENANGO	0	2	0	20	0	2	0	0	0	0	0	0
WARREN	0	0	0	8	0	0	0	0	0	0	0	0
WASHINGTON	0	7	0	37	1	0	0	0	1	0	0	0
WAYNE	0	1	5	30	1	1	0	0	3	0	0	0
WESTMORELAND	0	5	0	201	2	0	0	0	0	0	0	0
WYOMING	0	0	0	27	1	0	0	0	0	0	0	0
YORK	0	4	0	245	0	0	0	0	12	0	0	0
PENNSYLVANIA	1	191	54	6266	150	4	14	3	72	28	16	8

Agency Legend
ASRC - Armed Services Recruiting Corps.
WIC - Women, Infants and Children
D.A. - Disability Agencies and County Mental Health and Intellectual Disabilities
CAO - County Assistance Offices
COOC - Clerk of Orphan's Court
C&Y - County Children and Youth Offices
HC - Health Care facilities
SSHE - State System of Higher Education and Special Ed. Program - Bureau of Special Education
AAA - Area Agencies on Aging
PennDOT ML – voter registration applications mailed during COVID due to PennDOT office closures
OCDEL - Office of Child Development and Early Learning

Appendix C5

CHANGE APPLICATIONS BY NON-AGENCY SOURCES

County	COUNTER	PennDOT Initial	PennDOT COA	Mail	Online Total	Registration Drive			Other Means
						Paper	Web API	Total	
ADAMS	109	1,184	3,813	330	1,648	22	90	112	29
ALLEGHENY	445	8,886	49,634	3,714	36,633	14,050	6,959	21,009	760
ARMSTRONG	347	433	2,378	0	1,118	0	41	41	99
BEAVER	190	1,275	5,907	749	3,908	98	263	361	139
BEDFORD	120	383	1,960	149	705	0	24	24	27
BERKS	234	8,573	15,838	2,572	10,183	3,525	2,424	5,949	1,130
BLAIR	78	1,497	4,966	559	2,510	0	132	132	143
BRADFORD	120	1,164	2,218	269	1,187	41	66	107	95
BUCKS	91	16,112	22,576	2,772	18,637	816	1,400	2,216	655
BUTLER	207	5,085	9,065	1,209	5,854	114	372	486	166
CAMBRIA	153	1,310	4,126	570	2,391	0	117	117	97
CAMERON	17	21	175	10	66	0	3	3	4
CARBON	0	693	3,062	357	1,359	0	79	79	81
CENTRE	40	1,223	5,307	555	5,785	1,722	370	2,092	653
CHESTER	136	11,518	22,203	2,739	17,655	686	1,074	1,760	1,144
CLARION	104	292	1,283	88	572	0	31	31	49
CLEARFIELD	91	653	2,855	269	1,233	0	40	40	267
CLINTON	78	337	1,781	192	771	0	43	43	56
COLUMBIA	143	600	2,821	280	1,568	0	85	85	273
CRAWFORD	86	444	3,445	607	1,561	0	65	65	16
CUMBERLAND	352	4,333	12,572	1,067	7,202	424	573	997	269
DAUPHIN	261	5,244	16,798	879	7,916	2,078	3,130	5,208	254
DELAWARE	284	5,234	21,861	4,377	14,509	2,163	2,656	4,819	755
ELK	39	229	1,060	73	503	3	24	27	51
ERIE	385	3,313	9,540	1,500	7,671	2,362	649	3,011	129

County	COUNTER	PennDOT Initial	PennDOT COA	Mail	Online Total	Registration Drive			Other Means
						Paper	Web API	Total	
FAYETTE	93	1,492	4,346	473	2,439	0	146	146	111
FOREST	26	16	227	11	53	0	2	2	4
FRANKLIN	170	1,731	5,091	300	2,357	6	114	120	95
FULTON	20	125	550	31	166	0	5	5	6
GREENE	70	103	1,167	190	642	0	30	30	17
HUNTINGDON	2	203	1,704	319	610	0	19	19	21
INDIANA	143	1,636	3,532	602	1,946	0	172	172	51
JEFFERSON	105	328	1,513	170	596	0	24	24	23
JUNIATA	47	93	811	78	310	2	7	9	61
LACKAWANNA	81	2,445	8,789	1,031	5,084	865	354	1,219	118
LANCASTER	52	9,335	21,826	3,393	12,787	1,183	2,168	3,246	149
LAWRENCE	36	727	2,763	454	1,299	0	72	72	24
LEBANON	112	1,157	6,385	1,015	3,062	0	223	223	63
LEHIGH	210	4,542	15,198	1,418	8,847	2,163	2,079	4,242	1,060
LUZERNE	292	4,195	12,554	1,471	7,150	761	631	1,392	58
LYCOMING	225	717	4,654	555	2,348	9	150	159	211
McKEAN	27	343	1,279	88	571	0	23	23	60
MERCER	98	1,481	3,553	553	2,210	34	156	190	189
MIFFLIN	223	115	1,614	97	806	0	29	29	62
MONROE	150	2,022	5,946	336	3,637	671	267	938	39
MONTGOMERY	220	13,726	36,381	3,133	26,208	1,678	2,022	3,700	1,034
MONTOUR	120	36	760	16	375	0	23	23	8
NORTHAMPTON	175	4,302	13,699	980	7,762	1,110	673	1,783	271
NORTHUMBERLAND	77	555	4,038	335	1,814	0	117	117	62
PERRY	66	534	1,807	349	928	2	64	66	13
PHILADELPHIA	1,432	20,084	75,465	18,798	50,680	86,420	28,826	115,246	303
PIKE	95	808	2,030	266	1,529	159	121	280	86

County	COUNTER	PennDOT Initial	PennDOT COA	Mail	Online Total	Registration Drive			Other Means
						Paper	Web API	Total	
POTTER	30	146	625	61	247	0	3	3	56
SCHUYLKILL	161	2,225	5,603	455	3,226	51	248	299	156
SNYDER	68	181	1,256	130	687	78	24	102	26
SOMERSET	88	900	2,942	257	1,157	12	68	80	81
SULLIVAN	21	39	284	55	103	0	3	3	2
SUSQUEHANNA	0	376	1,327	228	670	0	32	32	8
TIOGA	108	820	1,639	146	696	0	33	33	124
UNION	61	114	1,248	34	667	0	26	26	18
VENANGO	47	1,243	2,157	244	770	0	62	62	18
WARREN	14	427	1,535	21	626	0	25	25	8
WASHINGTON	235	3,422	9,162	987	6,041	1	413	414	139
WAYNE	100	424	1,735	183	926	61	40	101	69
WESTMORELAND	57	4,498	14,846	2,467	10,408	6	607	613	446
WYOMING	29	376	1,177	81	615	12	21	33	23
YORK	97	6,803	17,114	1,038	10,132	1,759	2,294	3,080	689
PENNSYLVANIA	9,593	174,881	527,576	68,735	336,332	125,147	63,126	187,197	13,403

Appendix C6

CHANGE APPLICATIONS BY AGENCY SOURCES

County	ASRC	WIC	DA and MH/ID	CAO	COOC	C&Y	HC	SSHE	AAA	Para-transit	PennDOT ML	OCDEL
ADAMS	0	2	0	57	0	0	0	0	0	0	1	0
ALLEGHENY	0	34	0	646	0	0	0	0	5	5	6	1
ARMSTRONG	0	0	0	1	0	0	0	0	0	0	1	0
BEAVER	0	1	1	85	0	0	0	0	0	0	1	0
BEDFORD	0	1	0	8	0	0	0	0	1	0	0	0
BERKS	0	7	4	391	0	0	0	0	1	5	1	2
BLAIR	0	7	3	117	0	0	0	0	0	1	0	0
BRADFORD	0	1	0	30	2	0	0	0	1	0	0	1
BUCKS	0	2	0	296	2	0	0	0	0	0	2	1
BUTLER	0	0	1	96	0	0	0	0	0	0	0	0
CAMBRIA	0	1	0	160	0	0	0	0	0	1	0	0
CAMERON	0	0	0	13	0	0	0	0	0	0	0	0
CARBON	0	2	0	23	0	0	0	0	1	0	0	0
CENTRE	0	1	0	38	12	0	2	1	1	0	0	0
CHESTER	0	5	0	151	0	0	2	0	2	1	1	1
CLARION	0	0	0	47	2	0	0	0	0	0	0	0
CLEARFIELD	0	0	0	7	0	0	0	0	0	0	0	0
CLINTON	0	2	0	13	0	0	0	0	0	0	0	0
COLUMBIA	0	3	0	74	0	0	0	0	0	0	0	0
CRAWFORD	0	0	3	20	0	0	0	0	0	0	0	0
CUMBERLAND	0	3	0	138	0	0	0	0	1	0	1	0
DAUPHIN	0	5	5	310	1	0	0	0	0	0	1	0
DELAWARE	0	1	0	93	24	0	0	0	1	1	0	0
ELK	0	1	0	38	0	0	0	0	0	0	0	0
ERIE	0	7	0	316	3	0	0	0	0	0	1	0

County	ASRC	WIC	DA and MH/ID	CAO	COOC	C&Y	HC	SSHE	AAA	Para-transit	PennDOT ML	OCDEL
FAYETTE	0	0	0	99	3	0	0	0	1	0	0	0
FOREST	0	0	0	6	0	0	0	0	0	0	0	0
FRANKLIN	0	0	0	105	2	0	0	0	0	0	1	0
FULTON	0	0	0	3	0	0	0	0	0	0	0	0
GREENE	0	1	0	9	0	0	0	0	1	0	0	0
HUNTINGDON	0	0	0	7	0	0	0	0	0	0	1	0
INDIANA	0	0	0	8	0	0	0	0	0	0	0	0
JEFFERSON	0	0	0	2	0	0	0	0	0	0	0	0
JUNIATA	0	0	0	19	0	0	0	0	1	2	0	0
LACKAWANNA	0	3	0	199	1	0	0	0	0	0	0	0
LANCASTER	0	9	2	349	2	0	0	0	4	0	2	0
LAWRENCE	0	0	0	28	0	0	0	0	0	0	0	0
LEBANON	0	0	0	73	0	0	0	0	0	1	0	0
LEHIGH	0	3	0	269	3	0	0	0	0	4	1	0
LUZERNE	0	1	0	182	5	0	0	0	2	0	2	0
LYCOMING	0	10	0	107	0	0	0	0	10	2	0	0
McKEAN	0	0	0	36	1	0	0	0	0	0	0	1
MERCER	0	0	0	94	0	0	0	0	3	0	0	0
MIFFLIN	0	0	0	51	0	0	0	0	0	0	0	0
MONROE	0	0	0	89	0	0	0	0	0	0	0	0
MONTGOMERY	0	2	1	319	4	0	7	0	2	2	5	3
MONTOUR	0	0	0	0	0	0	0	0	0	0	0	0
NORTHAMPTON	0	2	1	136	1	0	1	0	1	4	1	0
NORTHUMBERLAND	0	0	0	121	0	0	0	0	0	0	0	0
PERRY	0	2	0	32	1	0	0	0	0	0	1	1
PHILADELPHIA	0	81	6	3314	8	0	0	0	2	10	0	5
PIKE	0	2	1	47	1	0	0	0	0	0	1	0

County	ASRC	WIC	DA and MH/ID	CAO	COOC	C&Y	HC	SSHE	AAA	Para-transit	PennDOT ML	OCDEL
POTTER	0	0	0	8	0	0	0	0	0	0	0	0
SCHUYLKILL	0	5	0	206	1	0	0	0	2	0	0	0
SNYDER	0	3	0	30	6	0	0	0	0	0	0	0
SOMERSET	0	0	2	68	1	0	0	0	1	0	0	0
SULLIVAN	0	0	0	5	4	0	0	0	0	0	0	0
SUSQUEHANNA	0	0	0	4	0	0	0	0	1	0	0	0
TIOGA	0	0	0	28	0	0	0	0	1	0	0	0
UNION	0	0	0	2	0	0	0	0	0	0	0	0
VENANGO	0	1	0	21	5	2	0	0	3	0	0	0
WARREN	0	1	0	4	0	0	0	0	0	0	0	0
WASHINGTON	0	3	0	51	3	0	0	0	0	0	0	0
WAYNE	0	1	1	27	2	0	0	0	1	0	0	0
WESTMORELAND	0	4	0	395	4	0	1	0	1	1	2	0
WYOMING	0	0	0	19	3	0	0	0	0	0	0	0
YORK	0	8	1	301	0	0	0	0	12	0	0	0
PENNSYLVANIA	0	228	32	10,041	107	2	13	1	63	40	33	16

Agency Legend
ASRC - Armed Services Recruiting Corps.
WIC - Women, Infants and Children
D.A. - Disability Agencies and County Mental Health and Intellectual Disabilities
CAO - County Assistance Offices
COOC - Clerk of Orphan's Court
C&Y - County Children and Youth Offices
HC - Health Care facilities
SSHE - State System of Higher Education and Special Ed. Program - Bureau of Special Education
AAA - Area Agencies on Aging
PennDOT ML – voter registration applications mailed during COVID due to PennDOT office closures
OCDEL - Office of Child Development and Early Learning

Appendix D

This contains a summary of data relative to list maintenance activities in the counties between January 1, 2024, and December 31, 2024.

Appendix D1 through D7 summarizes total voter list maintenance notifications sent and voter responses received through December 31, 2024. D8 and D9 summarizes voter cancellations.

1. Five-Year Notice Summary
2. National Change of Address Notice Summary
3. Duplicate Notice Summary
4. In-State Moves Notice Summary
5. Out-of-State Moves Notice Summary
6. Address Verification Notice Summary
7. PennDOT Change of Address Processing Summary
8. Active Cancellations
9. Inactive Cancellations

Appendix D1

Five-Year Notice Mailings

County	Notices Mailed	Non Response	Return Confirmation	Returned Undeliverable	Voter Moved In County	Voter Moved Out Of County
ADAMS	1,125	0	129	251	1	2
ALLEGHENY	17,117	4	383	6,260	12	40
ARMSTRONG	413	0	32	44	0	1
BEAVER	975	0	145	117	3	21
BEDFORD	254	0	34	30	1	2
BERKS	2,518	2,070	152	278	10	8
BLAIR	919	0	144	154	1	5
BRADFORD	424	0	77	52	0	5
BUCKS	6,076	0	532	1,009	41	130
BUTLER	1,382	953	149	352	9	14
CAMBRIA	855	0	152	151	1	23
CAMERON	34	0	4	4	0	0
CARBON	1,055	0	14	28	0	1
CENTRE	761	0	0	0	0	0
CHESTER	3,611	2,460	183	847	57	52
CLARION	226	0	13	18	2	0
CLEARFIELD	540	0	53	85	3	2
CLINTON	394	157	57	86	1	6
COLUMBIA	800	0	59	104	2	6
CRAWFORD	509	0	50	53	3	2
CUMBERLAND	2,961	0	123	332	3	29
DAUPHIN	3,128	2,318	105	664	3	13
DELAWARE	5,181	0	244	827	2	55
ELK	274	186	47	35	2	4

County	Notices Mailed	Non Response	Return Confirmation	Returned Undeliverable	Voter Moved In County	Voter Moved Out Of County
ERIE	4,967	4,591	179	171	4	15
FAYETTE	1,218	1	158	135	2	21
FOREST	21	0	3	4	1	0
FRANKLIN	1,076	785	124	149	3	14
FULTON	32	0	1	3	0	0
GREENE	253	0	30	45	3	1
HUNTINGDON	262	0	4	45	0	0
INDIANA	264	0	21	98	1	8
JEFFERSON	278	0	26	56	0	3
JUNIATA	158	118	21	18	0	1
LACKAWANNA	1,819	0	70	411	2	5
LANCASTER	4,354	1,126	257	572	6	43
LAWRENCE	961	0	89	113	3	5
LEBANON	483	386	36	44	0	2
LEHIGH	5,009	0	255	917	0	21
LUZERNE	3,136	2	145	270	5	16
LYCOMING	637	439	90	88	2	7
McKEAN	167	132	12	23	0	0
MERCER	775	0	20	45	0	3
MIFFLIN	480	0	36	111	0	2
MONROE	2,481	1,984	115	369	1	8
MONTGOMERY	6,343	0	764	961	34	128
MONTOUR	195	2	23	33	0	3
NORTHAMPTON	3,028	2	232	519	9	32
NORTHUMBERLAND	979	0	67	173	0	4
PERRY	1	0	1	0	0	0

County	Notices Mailed	Non Response	Return Confirmation	Returned Undeliverable	Voter Moved In County	Voter Moved Out Of County
PHILADELPHIA	32,584	23,924	617	125	27	97
PIKE	6,828	0	4,794	539	6	6
POTTER	121	0	9	37	1	1
SCHUYLKILL	986	0	141	130	2	12
SNYDER	749	459	39	243	1	3
SOMERSET	485	336	49	89	1	8
SULLIVAN	93	32	11	19	0	3
SUSQUEHANNA	0	0	0	0	0	0
TIOGA	365	2	24	78	8	8
UNION	252	0	24	92	4	4
VENANGO	515	451	51	8	4	1
WARREN	13	0	0	1	0	0
WASHINGTON	1,453	2	121	234	2	12
WAYNE	490	0	57	76	4	7
WESTMORELAND	2,200	0	345	252	14	42
WYOMING	106	81	5	19	0	1
YORK	4448	2,679	278	686	2	29
PENNSYLVANIA	142,597	45,682	12,225	19,782	309	997

Appendix D2

NCOA Mailings

County	Notices Mailed	Non Response	Return Confirmation	Returned Undeliverable	Voter Moved In County	Voter Moved Out Of County	Voter Moved Out Of State
ADAMS	857	629	4	28	39	20	134
ALLEGHENY	15,155	9	364	518	1,106	261	1,790
ARMSTRONG	374	0	9	13	19	9	13
BEAVER	3,127	2,573	30	77	169	51	217
BEDFORD	310	231	2	11	42	9	13
BERKS	3,509	2,750	138	90	155	46	326
BLAIR	1,008	752	18	57	100	17	62
BRADFORD	568	212	79	21	8	4	71
BUCKS	6,041	4,196	31	404	482	103	796
BUTLER	1,760	1,156	9	86	184	52	273
CAMBRIA	807	498	26	89	113	19	61
CAMERON	29	22	0	4	3	0	0
CARBON	493	393	5	2	34	11	45
CENTRE	1,465	0	23	20	129	18	221
CHESTER	5,839	4,618	56	374	260	49	482
CLARION	242	204	3	1	20	3	11
CLEARFIELD	542	419	5	63	30	12	13
CLINTON	258	193	0	3	34	9	19
COLUMBIA	574	0	4	393	4	0	3
CRAWFORD	617	480	40	9	23	13	50
CUMBERLAND	2,829	1,924	58	240	236	65	292
DAUPHIN	3,232	2,513	73	313	76	61	190
DELAWARE	5,466	3,846	150	432	300	84	639

County	Notices Mailed	Non Response	Return Confirmation	Returned Undeliverable	Voter Moved In County	Voter Moved Out Of County	Voter Moved Out Of State
ELK	206	136	6	4	25	12	22
ERIE	2,691	1,940	37	39	336	24	314
FAYETTE	783	0	101	59	9	27	78
FOREST	95	31	4	3	1	2	0
FRANKLIN	1,380	980	17	35	158	20	168
FULTON	91	0	5	2	16	1	8
GREENE	276	84	8	13	39	8	23
HUNTINGDON	278	261	3	1	12	0	1
INDIANA	517	0	11	17	29	9	30
JEFFERSON	264	0	9	7	22	10	26
JUNIATA	132	113	1	2	12	1	3
LACKAWANNA	1,794	0	17	211	103	12	65
LANCASTER	5,395	8	95	159	350	39	425
LAWRENCE	627	1	3	14	45	18	64
LEBANON	3,093	2,826	22	81	48	27	79
LEHIGH	3,704	2,839	54	133	201	81	394
LUZERNE	2,824	0	188	102	185	32	224
LYCOMING	924	642	11	17	121	20	112
McKEAN	327	273	5	4	29	3	13
MERCER	1,023	748	14	41	93	20	107
MIFFLIN	311	248	5	34	21	0	3
MONROE	1,573	1,292	23	68	31	15	144
MONTGOMERY	8,707	5,718	156	798	726	198	1,092
MONTOUR	456	1	2	21	53	83	148
NORTHAMPTON	3,053	2,047	53	156	251	73	473
NORTHUMBERLAND	612	495	1	33	45	10	28

County	Notices Mailed	Non Response	Return Confirmation	Returned Undeliverable	Voter Moved In County	Voter Moved Out Of County	Voter Moved Out Of State
PERRY	303	218	35	0	6	9	33
PHILADELPHIA	18,348	16,564	18	0	911	225	608
PIKE	571	414	8	21	22	4	101
POTTER	127	90	1	2	16	3	15
SCHUYLKILL	1,027	726	30	10	134	29	96
SNYDER	264	221	7	5	15	5	11
SOMERSET	492	326	11	16	77	8	53
SULLIVAN	50	7	6	2	4	1	9
SUSQUEHANNA	1,293	0	6	93	22	18	21
TIOGA	344	242	9	0	39	11	43
UNION	312	0	2	211	28	0	1
VENANGO	300	235	9	9	16	9	22
WARREN	490	1	11	23	15	1	18
WASHINGTON	1,838	4	23	78	182	43	218
WAYNE	522	301	10	3	24	9	74
WESTMORELAND	2,897	2,079	75	73	308	79	281
WYOMING	183	150	10	7	0	4	11
YORK	4,520	1	14	4,064	5	5	2
PENNSYLVANIA	130,119	69,880	2,263	9,919	8,351	2,124	11,382

Appendix D3

ERIC Duplicate Application Mailings

County	Notices Mailed	No Move	No Response	Not Deliverable	Voter Confirms Move	Voter Provides New Address
ADAMS	3	1	0	1	0	0
ALLEGHENY	650	89	0	88	0	2
ARMSTRONG	19	1	0	0	0	0
BEAVER	19	0	0	3	1	2
BEDFORD	5	1	0	0	0	0
BERKS	31	2	28	1	0	0
BLAIR	10	2	0	2	0	0
BRADFORD	10	3	0	2	0	0
BUCKS	70	11	0	0	1	0
BUTLER	58	7	21	2	8	5
CAMBRIA	20	2	0	1	0	2
CAMERON	4	0	0	0	0	0
CARBON	13	4	0	2	0	0
CENTRE	25	0	0	2	0	0
CHESTER	43	3	2	11	1	1
CLARION	4	0	0	0	0	1
CLEARFIELD	14	1	12	1	0	0
CLINTON	7	1	0	1	0	0
COLUMBIA	4	1	0	0	0	0
CRAWFORD	0	0	0	0	0	0
CUMBERLAND	16	0	6	9	1	0

County	Notices Mailed	No Move	No Response	Not Deliverable	Voter Confirms Move	Voter Provides New Address
DAUPHIN	46	0	38	5	1	2
DELAWARE	78	10	0	6	2	3
ELK	1	0	0	0	0	0
ERIE	31	3	0	6	1	0
FAYETTE	62	1	0	8	2	0
FOREST	0	0	0	0	0	0
FRANKLIN	19	0	0	0	0	0
FULTON	4	2	0	0	0	0
GREENE	3	0	0	1	0	0
HUNTINGDON	55	12	0	7	0	0
INDIANA	11	0	0	4	1	2
JEFFERSON	18	1	14	1	2	0
JUNIATA	2	0	1	0	1	0
LACKAWANNA	26	0	0	8	0	0
LANCASTER	48	1	0	9	2	1
LAWRENCE	18	6	0	2	0	0
LEBANON	67	3	55	8	1	0
LEHIGH	50	4	0	11	0	0
LUZERNE	126	25	0	10	1	2
LYCOMING	4	1	2	1	0	0
McKEAN	0	0	0	0	0	0
MERCER	5	0	0	1	0	0
MIFFLIN	26	3	18	4	1	0
MONROE	10	0	2	0	8	0
MONTGOMERY	54	1	0	7	1	6
MONTOUR	12	2	4	0	2	0
NORTHAMPTON	19	1	0	7	1	1

County	Notices Mailed	No Move	No Response	Not Deliverable	Voter Confirms Move	Voter Provides New Address
NORTHUMBERLAND	55	5	0	7	2	1
PERRY	6	0	0	0	1	0
PHILADELPHIA	518	22	0	0	9	0
PIKE	2	0	0	1	0	0
POTTER	0	0	0	0	0	0
SCHUYLKILL	0	0	0	0	0	0
SNYDER	8	0	6	1	1	0
SOMERSET	6	1	0	2	0	0
SULLIVAN	2	0	2	0	0	0
SUSQUEHANNA	3	0	0	0	0	0
TIOGA	4	0	0	0	0	0
UNION	5	2	0	1	0	0
VENANGO	10	1	0	1	0	2
WARREN	17	2	0	2	1	0
WASHINGTON	40	3	12	6	1	1
WAYNE	4	1	0	0	0	0
WESTMORELAND	166	2	0	17	4	0
WYOMING	1	0	0	0	0	0
YORK	148	15	0	21	0	2
PENNSYLVANIA	2,815	259	223	291	58	36

Appendix D4

ERIC In-State Move Mailing Summary

County	Notices Mailed	Non Response	Return Confirmation	Returned Undeliverable	Voter Moved In County	Voter Moved Out Of County	Voter Moved Out Of State
ADAMS	129	0	7	23	5	5	0
ALLEGHENY	3,399	0	145	538	83	30	10
ARMSTRONG	167	0	4	19	19	4	0
BEAVER	632	0	37	74	61	9	0
BEDFORD	72	0	4	12	7	1	0
BERKS	845	0	47	171	28	15	2
BLAIR	283	0	14	78	14	6	0
BRADFORD	90	0	8	29	0	0	0
BUCKS	1,187	1	72	176	74	33	3
BUTLER	323	162	29	78	21	13	0
CAMBRIA	297	0	25	83	32	6	0
CAMERON	8	0	2	1	0	0	0
CARBON	116	0	6	10	7	2	0
CENTRE	476	0	0	8	0	0	0
CHESTER	1,070	0	36	246	31	17	0
CLARION	95	0	1	14	5	0	0
CLEARFIELD	167	0	2	44	15	0	0
CLINTON	98	71	1	2	10	2	1
COLUMBIA	187	0	3	6	10	4	1
CRAWFORD	215	0	15	16	6	3	0
CUMBERLAND	514	291	17	168	26	11	0
DAUPHIN	923	603	35	194	7	7	0
DELAWARE	1,670	1,017	76	338	94	22	4

County	Notices Mailed	Non Response	Return Confirmation	Returned Undeliverable	Voter Moved In County	Voter Moved Out Of County	Voter Moved Out Of State
ELK	63	0	4	12	12	1	1
ERIE	769	1	28	174	39	3	0
FAYETTE	278	0	34	60	3	1	0
FOREST	7	0	1	2	0	0	0
FRANKLIN	239	170	4	21	32	6	0
FULTON	43	0	2	3	2	1	0
GREENE	89	0	13	17	3	2	0
HUNTINGDON	115	0	0	0	0	0	0
INDIANA	169	0	14	62	5	0	0
JEFFERSON	97	0	9	30	9	0	0
JUNIATA	40	0	0	12	4	2	0
LACKAWANNA	767	0	39	168	24	5	0
LANCASTER	1,217	744	26	234	60	14	0
LAWRENCE	226	0	11	48	12	4	0
LEBANON	1,899	0	30	260	36	11	0
LEHIGH	1,192	0	158	152	27	16	2
LUZERNE	868	0	48	216	45	12	2
LYCOMING	270	155	16	60	26	6	0
McKEAN	68	0	6	11	6	0	1
MERCER	208	0	17	71	9	2	0
MIFFLIN	160	0	10	36	16	1	1
MONROE	265	198	13	49	4	1	0
MONTGOMERY	1,545	0	110	292	93	38	2
MONTOUR	102	2	1	23	3	6	0
NORTHAMPTON	646	1	30	132	38	8	2
NORTHUMBERLAND	201	0	6	43	12	10	0

County	Notices Mailed	Non Response	Return Confirmation	Returned Undeliverable	Voter Moved In County	Voter Moved Out Of County	Voter Moved Out Of State
PERRY	63	0	14	2	0	2	0
PHILADELPHIA	7,731	107	151	2	138	23	3
PIKE	156	91	32	16	7	5	1
POTTER	36	0	2	11	4	0	0
SCHUYLKILL	282	0	18	46	26	5	0
SNYDER	73	0	2	16	5	1	0
SOMERSET	121	81	8	2	14	3	0
SULLIVAN	12	0	1	0	1	2	0
SUSQUEHANNA	159	0	6	49	8	1	0
TIOGA	77	0	11	11	8	3	0
UNION	62	0	2	23	8	2	0
VENANGO	96	96	0	0	0	0	0
WARREN	106	1	8	19	5	3	0
WASHINGTON	473	0	36	151	22	7	1
WAYNE	106	0	24	2	5	4	0
WESTMORELAND	702	0	45	143	29	36	1
WYOMING	50	0	3	9	2	2	0
YORK	920	1	22	226	44	3	2
PENNSYLVANIA	35,731	3,793	1,601	5,244	1,401	442	40

Appendix D5

ERIC Out-of-State Move Mailing Summary

County	Notices Mailed	Non Response	Return Confirmation	Returned Undeliverable	Voter Moved In County	Voter Moved Out Of County	Voter Moved Out Of State
ADAMS	171	1	3	47	1	0	17
ALLEGHENY	1,838	0	17	522	2	0	178
ARMSTRONG	26	0	0	7	0	0	0
BEAVER	208	0	3	40	1	0	35
BEDFORD	31	0	0	5	0	0	8
BERKS	310	205	1	49	0	0	55
BLAIR	97	56	2	28	0	0	11
BRADFORD	80	22	1	31	0	0	9
BUCKS	630	390	7	101	2	0	128
BUTLER	148	73	7	40	0	0	28
CAMBRIA	95	46	1	31	0	0	17
CAMERON	2	0	0	1	0	0	1
CARBON	40	34	0	4	0	0	2
CENTRE	383	0	0	0	0	0	0
CHESTER	978	0	8	248	0	0	92
CLARION	16	0	0	3	0	0	2
CLEARFIELD	34	24	0	8	0	0	2
CLINTON	28	17	0	5	0	0	6
COLUMBIA	43	0	0	1	0	0	0
CRAWFORD	54	40	0	4	0	0	10
CUMBERLAND	263	203	0	14	1	0	45
DAUPHIN	333	202	3	91	0	0	37
DELAWARE	1,045	659	16	264	0	0	106

County	Notices Mailed	Non Response	Return Confirmation	Returned Undeliverable	Voter Moved In County	Voter Moved Out Of County	Voter Moved Out Of State
ELK	21	0	1	11	1	1	2
ERIE	263	168	5	50	0	0	39
FAYETTE	54	0	1	11	0	0	7
FOREST	3	0	1	2	0	0	0
FRANKLIN	210	159	7	8	0	1	35
FULTON	18	0	0	2	0	0	4
GREENE	23	0	0	6	0	0	5
HUNTINGDON	374	0	2	203	0	1	6
INDIANA	39	0	1	7	0	0	8
JEFFERSON	263	0	5	97	0	0	27
JUNIATA	8	7	0	0	0	0	1
LACKAWANNA	239	0	1	84	0	0	20
LANCASTER	4,842	0	2	1,209	15	0	328
LAWRENCE	53	0	0	11	0	0	4
LEBANON	1,404	990	11	355	0	1	47
LEHIGH	333	0	0	0	0	0	0
LUZERNE	312	0	5	79	0	0	49
LYCOMING	0	0	0	0	0	0	0
McKEAN	39	23	0	4	0	0	12
MERCER	80	43	2	19	0	0	16
MIFFLIN	17	0	0	3	0	0	7
MONROE	171	107	0	47	0	0	17
MONTGOMERY	1,030	0	13	291	1	0	184
MONTOUR	59	0	2	22	1	0	4
NORTHAMPTON	322	0	4	61	0	0	53
NORTHUMBERLAND	121	0	1	56	0	0	8

County	Notices Mailed	Non Response	Return Confirmation	Returned Undeliverable	Voter Moved In County	Voter Moved Out Of County	Voter Moved Out Of State
PERRY	14	0	0	1	0	0	6
PHILADELPHIA	3,332	3,332	0	0	0	0	0
PIKE	84	56	0	24	0	0	4
POTTER	13	0	0	2	0	0	4
SCHUYLKILL	94	54	2	15	0	0	23
SNYDER	40	0	0	8	0	0	6
SOMERSET	68	51	0	4	0	0	13
SULLIVAN	5	4	0	0	0	0	1
SUSQUEHANNA	434	0	1	50	0	0	16
TIOGA	37	32	0	2	0	0	3
UNION	62	0	0	46	0	0	2
VENANGO	31	21	0	8	0	0	2
WARREN	19	0	0	8	0	0	0
WASHINGTON	125	68	3	34	0	0	20
WAYNE	44	43	0	0	0	0	1
WESTMORELAND	239	0	4	60	0	2	47
WYOMING	15	0	0	4	0	0	3
YORK	565	1	2	196	0	0	31
PENNSYLVANIA	22,372	7,131	145	4,644	25	6	1,854

Appendix D6

Address Verification Notice Summary

County	Notices Mailed	Non Response	Return Confirmation	Returned Undeliverable	Voter Moved In County	Voter Moved Out Of County	Voter Moved Out Of State
ADAMS	703	0	11	34	16	14	14
ALLEGHENY	13,725	1	493	1,188	348	110	450
ARMSTRONG	414	0	8	21	36	8	4
BEAVER	4,116	0	101	738	177	39	134
BEDFORD	302	0	6	31	16	5	1
BERKS	3,542	0	79	457	155	48	143
BLAIR	1,411	0	72	285	59	12	31
BRADFORD	823	0	49	494	0	0	2
BUCKS	6,834	1	151	592	330	102	497
BUTLER	1,892	1,196	140	655	121	38	124
CAMBRIA	1,112	0	69	301	45	14	18
CAMERON	32	0	2	4	1	0	0
CARBON	454	0	6	14	7	2	0
CENTRE	2,192	0	44	213	2	0	2
CHESTER	6,975	2	108	1,603	158	55	213
CLARION	269	0	4	15	11	0	8
CLEARFIELD	795	0	16	201	44	4	13
CLINTON	441	213	9	11	18	11	4
COLUMBIA	778	0	20	79	35	16	15
CRAWFORD	818	0	39	176	22	8	10
CUMBERLAND	3,939	2,769	132	790	49	20	93
DAUPHIN	6,016	3,622	129	1,133	52	35	131
DELAWARE	9,308	1,020	307	2,665	362	92	259

County	Notices Mailed	Non Response	Return Confirmation	Returned Undeliverable	Voter Moved In County	Voter Moved Out Of County	Voter Moved Out Of State
ELK	319	72	12	111	24	6	8
ERIE	3,184	56	79	391	175	14	107
FAYETTE	1,487	0	65	265	31	3	9
FOREST	49	0	2	11	0	1	0
FRANKLIN	1,189	849	18	71	84	19	86
FULTON	199	0	13	31	6	5	8
GREENE	244	0	14	24	3	2	0
HUNTINGDON	313	0	0	0	0	0	0
INDIANA	567	1	22	78	34	12	20
JEFFERSON	325	0	17	68	14	6	8
JUNIATA	158	0	2	31	10	5	8
LACKAWANNA	2,863	0	48	373	68	8	30
LANCASTER	6,869	1,102	41	287	81	20	6
LAWRENCE	915	1	19	161	37	10	33
LEBANON	3,407	1	96	582	147	33	72
LEHIGH	5,101	0	171	323	67	33	93
LUZERNE	2,872	0	54	239	48	12	3
LYCOMING	1,544	700	55	336	86	18	62
McKEAN	412	0	11	32	28	4	19
MERCER	1,535	0	68	552	53	7	35
MIFFLIN	546	15	21	109	62	1	8
MONROE	1,535	1,319	15	105	5	1	16
MONTGOMERY	6,703	0	213	2,049	365	119	298
MONTOUR	205	3	1	40	6	8	9
NORTHAMPTON	3,213	2	94	981	167	51	235
NORTHUMBERLAND	725	0	25	172	25	11	12

County	Notices Mailed	Non Response	Return Confirmation	Returned Undeliverable	Voter Moved In County	Voter Moved Out Of County	Voter Moved Out Of State
PERRY	298	0	22	30	1	9	6
PHILADELPHIA	30,118	1,347	317	12	637	68	301
PIKE	1,036	153	39	60	23	10	101
POTTER	220	0	7	80	7	2	7
SCHUYLKILL	1,099	0	28	196	70	20	25
SNYDER	257	120	7	44	11	2	2
SOMERSET	508	81	14	48	29	10	17
SULLIVAN	36	0	1	0	1	4	0
SUSQUEHANNA	1,846	0	352	587	28	13	38
TIOGA	389	0	25	66	22	8	9
UNION	382	0	7	238	12	3	5
VENANGO	314	310	0	0	0	0	0
WARREN	400	2	13	72	5	3	1
WASHINGTON	3,927	2	300	1,211	143	54	65
WAYNE	483	0	32	52	14	7	8
WESTMORELAND	6,607	0	95	1,426	152	73	120
WYOMING	231	0	5	44	5	10	2
YORK	6,912	5	113	1,789	231	24	162
PENNSYLVANIA	168,433	14,965	4,548	25,077	5,081	1,362	4,220

Appendix D7

PennDOT COA Summary

County	In County Changes	Out Of County Changes	Out Of State Changes	Total
ADAMS	3,163	1,779	16	4,958
ALLEGHENY	60,157	13,553	55	73,765
ARMSTRONG	2,101	1,286	1	3,388
BEAVER	6,634	2,155	26	8,815
BEDFORD	1,820	696	7	2,523
BERKS	18,631	5,619	30	24,280
BLAIR	5,930	1,560	5	7,495
BRADFORD	2,565	506	4	3,075
BUCKS	19,876	8,019	52	27,947
BUTLER	6,855	2,714	8	9,577
CAMBRIA	5,011	1,839	7	6,857
CAMERON	139	81	0	220
CARBON	2,322	1,676	2	4,000
CENTRE	4,484	1,421	8	5,913
CHESTER	16,318	6,613	40	22,971
CLARION	1,351	395	0	1,746
CLEARFIELD	3,166	1,557	3	4,726
CLINTON	1,484	668	0	2,152
COLUMBIA	2,170	1,137	2	3,309
CRAWFORD	3,542	1,358	4	4,904
CUMBERLAND	10,393	4,860	25	15,278
DAUPHIN	15,284	6,108	28	21,420
DELAWARE	19,113	7,945	32	27,090
ELK	1,136	377	1	1,514

County	In County Changes	Out Of County Changes	Out Of State Changes	Total
ERIE	13,208	1,916	16	15,140
FAYETTE	5,303	1,884	5	7,192
FOREST	111	247	1	359
FRANKLIN	6,301	1,869	12	8,182
FULTON	429	215	0	644
GREENE	1,212	648	2	1,862
HUNTINGDON	1,325	752	2	2,079
INDIANA	2,868	1,516	4	4,388
JEFFERSON	1,400	828	0	2,228
JUNIATA	678	398	1	1,077
LACKAWANNA	10,169	2,664	13	12,846
LANCASTER	25,557	6,799	32	32,388
LAWRENCE	3,426	1,270	4	4,700
LEBANON	6,457	2,819	6	9,282
LEHIGH	16,634	6,445	23	23,102
LUZERNE	14,820	41,60	12	18,992
LYCOMING	5,460	1,519	6	6,985
McKEAN	1,963	383	4	2,350
MERCER	4,283	1,301	10	5,594
MIFFLIN	1,782	657	6	2,445
MONROE	5,962	2,660	17	8,639
MONTGOMERY	27,009	12,753	34	39,796
MONTOUR	425	544	0	969
NORTHAMPTON	11,242	5,341	25	16,608
NORTHUMBERLAND	3,288	1,975	7	5,270
PERRY	1,539	1,134	3	2,676
PHILADELPHIA	77,795	19,549	123	97,467

County	In County Changes	Out Of County Changes	Out Of State Changes	Total
PIKE	1,657	642	9	2,308
POTTER	598	255	0	853
SCHUYLKILL	5,538	2,491	5	8,034
SNYDER	1,005	718	0	1,723
SOMERSET	2,737	978	1	3,716
SULLIVAN	147	159	0	306
SUSQUEHANNA	1,106	476	3	1,585
TIOGA	1,693	407	3	2,103
UNION	889	793	0	1,682
VENANGO	2,155	838	3	2,996
WARREN	1,643	402	2	2,047
WASHINGTON	7,666	3,051	14	10,731
WAYNE	1,533	882	5	2,420
WESTMORELAND	12,456	4,701	9	17,166
WYOMING	824	564	0	1,388
YORK	21,236	5,581	50	26,867
PENNSYLVANIA	527,174	179,106	828	707,108

Appendix D8

Active Cancellation Summary by County

County	Canvass	Duplicate	Not Qualified	Other Move Confirmation	PennDOT Move Confirmation	Voter Removal Program	Voter's Death	Voter's Request
ADAMS	0	0	2	808	933	19	771	87
ALLEGHENY	0	99	8	8,438	5,705	190	7,755	1,322
ARMSTRONG	0	0	0	380	617	8	504	49
BEAVER	0	0	1	886	1,049	42	1,436	70
BEDFORD	0	0	3	157	299	10	380	39
BERKS	0	0	8	2,360	2,641	45	2,336	268
BLAIR	0	0	2	576	813	14	997	67
BRADFORD	0	0	0	241	242	3	444	65
BUCKS	0	1	10	4,454	4,504	101	4,540	875
BUTLER	0	0	0	1,303	1,436	44	1,425	329
CAMBRIA	0	0	3	608	850	15	1,142	86
CAMERON	0	0	0	30	39	0	57	2
CARBON	0	0	0	470	705	7	504	31
CENTRE	0	0	0	2,416	1,141	7	763	619
CHESTER	0	0	2	4,354	4,489	44	3,007	903
CLARION	0	1	1	186	258	2	269	21
CLEARFIELD	0	0	0	368	624	12	587	56
CLINTON	0	0	0	245	342	8	256	35
COLUMBIA	0	16	0	691	598	6	419	54
CRAWFORD	0	0	1	511	532	11	615	41
CUMBERLAND	0	1	2	2,208	2,622	55	1,741	321
DAUPHIN	0	2	6	2,312	3,654	51	1,779	192
DELAWARE	0	11	8	5,073	4,555	80	3,780	810
ELK	0	1	0	122	185	10	229	18

County	Canvass	Duplicate	Not Qualified	Other Move Confirmation	PennDOT Move Confirmation	Voter Removal Program	Voter's Death	Voter's Request
ERIE	0	0	0	1,131	608	25	1,956	256
FAYETTE	0	0	1	463	763	31	977	63
FOREST	0	0	0	27	64	2	46	2
FRANKLIN	0	0	1	612	890	19	1,087	196
FULTON	0	0	0	49	102	3	94	3
GREENE	0	0	0	139	217	4	248	18
HUNTINGDON	0	0	0	317	310	0	393	34
INDIANA	0	3	1	580	648	10	590	44
JEFFERSON	0	0	0	294	382	13	334	20
JUNIATA	0	0	0	107	194	2	173	7
LACKAWANNA	0	4	2	1,212	1,459	13	1,784	316
LANCASTER	0	1	13	3,101	3,181	31	3,482	391
LAWRENCE	0	2	0	504	531	16	805	56
LEBANON	0	1	6	1,054	1,000	39	977	141
LEHIGH	0	0	3	2,616	3,273	74	1,929	211
LUZERNE	1	6	1	1,562	1,465	29	2,200	263
LYCOMING	0	1	1	606	766	19	826	79
McKEAN	0	0	0	179	190	3	295	10
MERCER	0	0	1	446	579	16	929	145
MIFFLIN	0	0	0	187	300	3	356	23
MONROE	0	0	0	1,210	1,418	25	916	204
MONTGOMERY	0	6	15	7,606	8,344	175	5,468	1,160
MONTOUR	0	0	1	354	139	68	133	38
NORTHAMPTON	0	18	21	2,300	3,240	56	2,000	412
NORTHUMBERLAND	0	0	0	598	890	13	644	27
PERRY	0	0	1	368	556	8	326	37
PHILADELPHIA	77	161	68	12,351	10,554	277	8,168	2,314

County	Canvass	Duplicate	Not Qualified	Other Move Confirmation	PennDOT Move Confirmation	Voter Removal Program	Voter's Death	Voter's Request
PIKE	0	0	1	430	497	6	409	90
POTTER	0	0	0	82	148	3	143	30
SCHUYLKILL	0	1	0	714	1,116	26	1,201	68
SNYDER	0	0	0	272	325	6	254	28
SOMERSET	0	0	0	365	484	9	600	60
SULLIVAN	0	0	0	49	68	4	86	2
SUSQUEHANNA	0	0	1	237	270	11	309	35
TIOGA	0	0	0	209	200	9	343	41
UNION	0	0	0	297	378	0	226	43
VENANGO	0	0	0	243	395	5	430	49
WARREN	0	0	2	175	197	1	332	29
WASHINGTON	0	0	2	1,492	1,539	44	1,721	76
WAYNE	0	0	4	347	452	10	416	55
WESTMORELAND	0	0	0	2,047	2,578	63	3,019	177
WYOMING	0	2	0	177	287	5	213	24
YORK	0	0	7	1,956	2,417	5	2,482	124
PENNSYLVANIA	78	338	210	88,262	92,247	1,965	85,056	13,761

Appendix D9

Inactive Cancellation Summary by County

County	Canvass	Dup Reg	Not Qualified	Other Move Confirm	PennDOT Move Confirm	Voter Removal Program				Voter's Death	Voter's Request
						Five Year	Inactive for Two Federal	Other Mailings	Total		
ADAMS	0	0	0	371	143	0	1,727	18	1,745	67	83
ALLEGHENY	0	45	0	3,549	725	0	0	186	186	689	766
ARMSTRONG	0	0	0	144	61	0	1,111	11	1,122	54	101
BEAVER	0	0	0	471	137	0	3,489	60	3,549	136	49
BEDFORD	0	0	0	123	56	0	918	8	926	34	69
BERKS	0	0	0	1,212	472	0	10,618	54	10,672	319	636
BLAIR	0	0	0	218	99	0	231	25	256	85	37
BRADFORD	0	0	0	101	45	0	1,337	7	1,344	45	88
BUCKS	0	0	2	2,068	626	0	15,893	238	16,131	356	562
BUTLER	0	0	0	798	214	0	4,622	68	4,690	138	281
CAMBRIA	0	0	1	259	131	0	2,699	49	2,748	102	72
CAMERON	0	0	0	10	2	0	96	0	96	4	4
CARBON	0	0	0	209	114	0	1,499	7	1,506	33	48
CENTRE	0	0	0	961	184	0	8,248	37	8,285	58	624
CHESTER	0	0	0	2,190	669	0	15,839	147	15,986	231	1,904
CLARION	0	0	0	128	52	0	1,112	0	1,112	35	42
CLEARFIELD	0	0	0	147	79	0	837	6	843	60	65
CLINTON	0	0	0	109	58	0	769	18	787	28	34
COLUMBIA	0	2	0	228	87	0	1,470	14	1,484	46	69
CRAWFORD	0	0	0	234	69	0	2,450	13	2,463	66	28
CUMBERLAND	0	1	0	1,106	395	0	9,353	68	9,421	230	679
DAUPHIN	0	0	0	1,195	562	0	9,591	55	9,646	172	191
DELAWARE	0	3	6	2,604	791	0	18,397	182	18,579	391	1,453
ELK	0	0	0	46	22	0	426	13	439	18	22

County	Canvass	Dup Reg	Not Qualified	Other Move Confirm	PennDOT Move Confirm	Voter Removal Program				Voter's Death	Voter's Request
						Five Year	Inactive for Two Federal	Other Mailings	Total		
ERIE	0	0	0	500	117	0	9,609	27	9,636	192	338
FAYETTE	0	0	0	232	111	0	3,146	27	3,173	110	93
FOREST	0	0	0	16	20	0	104	2	106	9	6
FRANKLIN	0	0	0	341	109	0	3,279	33	3,312	84	243
FULTON	0	0	0	44	16	0	10	7	17	15	9
GREENE	0	0	0	56	20	0	988	5	993	18	34
HUNTINGDON	0	0	0	142	50	0	1,008	2	1,010	50	34
INDIANA	0	0	0	377	132	0	2,690	23	2,713	58	13
JEFFERSON	0	0	0	137	35	0	942	5	947	31	22
JUNIATA	0	0	0	55	21	0	286	6	292	27	11
LACKAWANNA	0	0	0	446	210	0	4,865	12	4,877	127	222
LANCASTER	0	0	0	1,668	498	0	11,049	106	11,155	367	312
LAWRENCE	0	0	0	214	56	0	1,468	15	1,483	57	69
LEBANON	0	0	0	532	155	0	3,554	48	3,602	106	112
LEHIGH	0	0	0	1103	566	0	11,431	59	11,490	223	179
LUZERNE	2	0	0	683	237	0	7,910	45	7,955	210	247
LYCOMING	0	0	0	264	122	0	2,138	27	2,165	78	40
McKEAN	0	0	0	107	23	0	1,032	3	1,035	31	4
MERCER	0	0	0	261	77	0	2,550	15	2,565	86	212
MIFFLIN	0	0	0	84	29	0	219	8	227	18	22
MONROE	0	0	0	738	266	2	7,308	24	7,334	96	527
MONTGOMERY	0	1	2	3,198	1,023	0	21,000	333	21,333	469	1,505
MONTOUR	0	0	0	61	9	0	3	10	13	14	40
NORTHAMPTON	0	3	3	1,194	477	0	9,229	102	9,331	181	307
NORTHUMBERLAND	0	0	0	428	156	0	1,894	17	1,911	77	28
PERRY	0	0	0	114	56	0	653	17	670	24	29
PHILADELPHIA	21	30	1	5,004	1,618	0	55,174	309	55,483	910	1,048
PIKE	0	0	0	367	124	0	2,436	9	2,445	44	73

County	Canvass	Dup Reg	Not Qualified	Other Move Confirm	PennDOT Move Confirm	Voter Removal Program				Voter's Death	Voter's Request
						Five Year	Inactive for Two Federal	Other Mailings	Total		
POTTER	0	0	0	34	15	0	235	3	238	21	29
SCHUYLKILL	0	0	0	286	129	0	2,207	34	2,241	127	30
SNYDER	0	0	0	70	17	1	355	6	362	20	11
SOMERSET	0	0	0	123	59	0	1,532	17	1,549	60	35
SULLIVAN	0	0	0	33	4	0	358	5	363	7	12
SUSQUEHANNA	0	0	0	115	29	0	211	17	228	30	26
TIOGA	0	0	0	85	29	0	1,013	14	1,027	23	31
UNION	0	0	0	137	46	0	1,495	7	1,502	23	57
VENANGO	0	0	0	95	56	0	678	8	686	27	33
WARREN	0	0	0	93	36	0	1899	6	1,905	46	39
WASHINGTON	0	0	0	1,251	252	0	4,567	66	4,633	185	169
WAYNE	0	0	4	129	78	0	1,582	15	1,597	34	44
WESTMORELAND	0	0	0	867	421	0	5,919	126	6,045	273	188
WYOMING	0	0	0	84	40	0	445	9	454	9	40
YORK	0	0	0	1,189	449	0	15,646	60	15,706	292	83
PENNSYLVANIA	23	85	19	41,438	13,786	3	316,849	2973	319,825	8,286	14,513

Appendix E

This contains a summary of data received at PennDOT license centers.

This information is provided directly by the contracted vendor who processes the applications for the Department and PennDOT. These statistics relate to the number of individuals who applied to register to vote at a photo license center.

Appendix E1

Voter Registration Applications by Political Party Received at PennDOT Centers

County Name	Democratic	Republican	Other	Total
ADAMS	1,303	3,335	1,489	6,127
ALLEGHENY	14,137	8,923	8,791	31,851
ARMSTRONG	383	1,365	483	2,231
BEAVER	949	1,655	961	3,565
BEDFORD	160	1,072	279	1,511
BERKS	5,457	6,955	4,867	17,279
BLAIR	986	2,820	1,117	4,923
BRADFORD	313	1,252	476	2,041
BUCKS	10,858	13,609	8,368	32,835
BUTLER	1,707	4,448	1,942	8,097
CAMBRIA	826	2,101	745	3,672
CAMERON	6	46	21	73
CARBON	624	1,477	774	2,875
CENTRE	1,157	1,141	914	3,212
CHESTER	8,354	7,622	6,489	22,465
CLARION	158	636	210	1,004
CLEARFIELD	344	1,271	527	2,142
CLINTON	147	455	223	825
COLUMBIA	252	656	366	1,274
CRAWFORD	319	932	462	1,713
CUMBERLAND	3,170	4,827	3,023	11,020
DAUPHIN	4,811	4,436	3,741	12,988
DELAWARE	6,987	4,964	4,139	16,090
ELK	144	458	171	773

County Name	Democratic	Republican	Other	Total
ERIE	1,958	2,741	1,832	6,531
FAYETTE	942	2,178	837	3,957
FOREST	24	66	32	122
FRANKLIN	1,560	4,154	2,052	7,766
FULTON	73	503	152	728
GREENE	142	565	174	881
HUNTINGDON	252	893	252	1,397
INDIANA	535	1,479	663	2,677
JEFFERSON	187	956	311	1,454
JUNIATA	33	207	69	309
LACKAWANNA	2,303	2,720	1,748	6,771
LANCASTER	7,180	11,864	7,046	26,090
LAWRENCE	570	1,214	594	2,378
LEBANON	953	2,157	1,217	4,327
LEHIGH	5,236	5,455	4,907	15,598
LUZERNE	3,481	5,222	3,111	11,814
LYCOMING	450	1,191	703	2,344
McKEAN	239	900	316	1,455
MERCER	730	1,735	810	3,275
MIFFLIN	81	311	137	529
MONROE	2,866	3,133	2,695	8,694
MONTGOMERY	15,379	11,532	9,315	36,226
MONTOUR	98	141	139	378
NORTHAMPTON	5,451	6,161	4,729	16,341
NORTHUMBERLAND	303	752	408	1,463
PERRY	248	956	365	1,569

County Name	Democratic	Republican	Other	Total
PHILADELPHIA	25,996	6,550	11,148	43,694
PIKE	742	1,407	962	3,111
POTTER	33	284	84	401
SCHUYLKILL	915	2,374	1,194	4,483
SNYDER	97	247	123	467
SOMERSET	316	1,480	432	2,228
SULLIVAN	36	110	34	180
SUSQUEHANNA	312	1,087	385	1,784
TIOGA	197	824	328	1,349
UNION	151	268	160	579
VENANGO	418	1,115	432	1,965
WARREN	223	790	370	1,383
WASHINGTON	1,542	2,908	1,389	5,839
WAYNE	326	887	464	1,677
WESTMORELAND	2,092	4,435	2,076	8,603
WYOMING	346	911	305	1,562
YORK	7,028	12,614	7,579	27,221
PENNSYLVANIA	155,596	183,933	122,657	462,186

Appendix F

This appendix contains a summary of the Department's compliance with the National Voter Registration Act of 1993.

The appendix illustrates the voter registration activity at the agency level monthly. Appendix F1 shows the total number of voter registration offers that were made, and Appendix F2 chart shows the number of offers that were declined.

Appendix F1

Number of Voter Registration Offers Made by NVRA Agencies

Month	WIC	D.A.	County MH/ID	CAO	COOC	C&Y	HC	SSHE	Special Ed.	AAA	Para-Transit	Total
January	17,379	15	2,263	326,627	3,155	8,083	22	11	3	12,309	2,227	372,094
February	16,172	20	2,975	312,893	3,479	7,577	41	23	2	11,532	2,301	357,015
March	15,170	27	3,255	301,594	4,977	8,282	52	24	5	12,054	2,353	347,793
April	16,282	24	2,738	294,631	6,827	8,596	33	39	3	12,304	2,519	343,996
May	15,558	31	3,358	304,400	7,323	8,630	45	0	0	12,184	2,413	353,942
June	13,659	13	2,977	269,392	5,946	7,179	28	0	0	11,253	2,228	312,675
July	15,623	90	2,673	303,487	7,208	10,208	42	26	0	12,706	2,429	354,492
August	15,978	67	2,521	314,557	8,913	10,524	44	20	0	12,440	2,394	367,458
September	15,055	86	2,554	285,931	8,987	10,688	32	11	12	7,840	2,253	333,449
October	16,315	90	2,433	296,954	8,045	11,874	43	10	3	12,397	2,598	350,762
November	13,351	110	2,421	289,602	4,583	9,125	51	4	3	10,586	2,330	332,166
December	13,327	62	2,052	298,628	4,422	9,122	32	11	8	10,680	2,383	340,727
Total	183,869	635	32,220	3,598,696	73,865	109,888	465	179	39	138,285	28,428	4,166,569

Agency Legend
WIC - Women, Infants and Children
D.A. - Disability Agencies
County MH/ID - County Mental Health and Intellectual Disabilities
CAO - County Assistance Offices
COOC - Clerk of Orphan's Court
C&Y - County Children and Youth Offices
HC - Health Care facilities
SSHE - State System of Higher Education
Special Ed. - Bureau of Special Education
AAA - Area Agencies on Aging

Appendix F2

Number of Voter Registration Offers Declined

Month	WIC	D.A.	County MH/ID	CAO	COOC	C&Y	HC	SSHE	Special Ed.	AAA	Para-Transit	Total
January	10,045	5	1,806	88,789	2,826	6,282	20	10	1	6038	80	115,902
February	9,236	13	2,344	79,623	3,145	5,759	27	23	1	5603	117	105,891
March	8,514	12	2,249	79,242	4,418	6,157	13	23	2	5729	84	106,443
April	9,237	11	2,045	81,103	6,156	6,536	22	33	2	5675	77	110,897
May	8,915	19	2,833	76,354	6,553	6,038	33	-	0	5558	96	106,399
June	7,791	9	2,320	70,207	5,341	5,297	23	-	0	4896	122	96,006
July	14,998	61	2,065	85,878	6,142	5,401	18	25	0	5656	103	120,347
August	15,288	48	1,846	82,163	7,725	5,681	36	19	0	5506	76	118,388
September	14,392	72	1,898	80,710	6,935	7,291	14	11	4	3268	76	114,671
October	15,673	75	1,850	82,504	6,870	5,261	33	10	2	3637	102	116,017
November	12,941	86	1,732	76,147	3,956	5,008	32	4	3	4475	64	104,448
December	13,020	49	1,605	76,806	3,777	4,298	20	10	3	4420	70	104,078
Total	140,050	460	24,593	959,526	63,844	69,009	291	168	18	60,461	1,067	1,319,487

Agency Legend
WIC - Women, Infants and Children
D.A. - Disability Agencies
County MH/ID - County Mental Health and Intellectual Disabilities
CAO - County Assistance Offices
COOC - Clerk of Orphan's Court
C&Y - County Children and Youth Offices
HC - Health Care facilities
SSHE - State System of Higher Education
Special Ed. Program - Bureau of Special Education
AAA - Area Agencies on Aging

