



Growing your Bump-Out

Lessons Learned

Melinda Dennis
February 28, 2024



My Disclosure

- Novice gardener
- Thank goodness, Nature forgives mistakes.
- Learning as I go



What is a Bump-out?

Quick Recap of March 2022



Ask BEFORE you DIG.
Measure the area.
Decide how much space to plant.
Cut the grass and clear the weeds
(or not).
Water the area.

Turn over and aerate dirt with broad fork
or “claw.”



Sheet Mulching with Cardboard



Wet the ground.


Remove staples, labels, and tape from cardboard.

Overlap the flattened cardboard.

Wet it again to start decomposition.



Ask questions about origin and treatment of compost



Apply 3-4" compost



Measure so it's uniform in depth

2 Months Later



Space your pots/plants

Dig holes. Fill them with some compost (optional).

Water the holes well.

Plant your seedling, fill in the holes with soil, and water again.

Label plants.

By the End of Summer 2022

BENEFITS:

- Feeds pollinators
- Creates green space
- Soaks up and filters water
- Beautifies the neighborhood
- Connects people
- Nature boosts mood!



Season 2023 - Tried and True



Dwarf cinquefoil
***Potentilla canadensis* (n)**



Foxglove Beardtongue
***Penstemon digitalis* (n)**

Season 2023 (cont'd)



Nepeta 'Junior Walker'
(Catmint)




) Purple Love Grass
Eragrostis spectabilis (n)




Sedum 'Autumn Joy'

Fantastic, but Too Tall by Mid-July (maximum mature height: 2 ½')



Gray Goldenrod
Solidago nemoralis (n)



Wild Bergamot/Bee balm
Monarda fistulosa (n)



Narrowleaf Mountain mint
Pycnanthemum tenuifolium (n)

Wonderful, but also Too Tall



Swamp milkweed

Asclepias incarnata (n)



Purple coneflower

Echinacea purpurea (n)

Choose These Instead



Butterfly Milkweed

***Asclepias tuberosa* (n)**



Black Eyed Susan
***Rudbeckia hirta* (n)**



'Golden Fleece' (Autumn Goldenrod)
***Solidago sphacelata* (n)**

If I could go back in time.....

Short-toothed Mtn Mint photo
courtesy of Amanda's Native Garden



The Edge

- Should not extend onto sidewalk
- Grasses/plants to hold soil, water, and leaves
- Fence or no fence?
- Signage to deter dog owners?



Pollinator Flower Garden in Progress



Please curb your dog. Thanks!

We're Outta Here



Mexican Heather (False
Heather)

Cuphea hyssopifolia



Common Bugle

Ajuga reptans



Basket of Gold

Aurinia saxatilis

Autumn Colors 2023



Prepping for Winter 2024



Attractive Winter interest

Leave the Leaves!

Plenty of seed heads



Cut a few hollow stems ~18" above ground for overwintering bees.

Drop the stems by the plant.

Some Questions to Ponder

- How big an area will I plant?
- How much \$\$ will I spend?
- How many seasons of interest?
- My Neighborhood Considerations:
 - Not toxic to dogs or kids
 - Rabbit/Deer resistant
 - Very tidy ----- A Relaxed Look
- Soil testing?

Full or Partial Sun

Perennials;
some annuals?

High % Native,
Pollinator Friendly

2 ½' maximum
height

Drought, Ice, Rock
Salt Tolerant

Easy to maintain
but do need water

Ask before you DIG



- Call the Dept of Public Works and DIG SAFE
<https://www.mass.gov/dig-safe>
- The DPW will mark water/sewer lines (4-5' deep), if requested.
- The City will remove asphalt-paved planting strips and add loam and seed. Tree planting is also offered.

DPW Guidelines

Watertown's guide to The Planting Strip



Green Streets Create Great Communities!

The planting strip provides opportunity to create a green, vibrant community while helping out the surrounding environment! Not only will a green planting strip improve the visual appearance of the streetscape but it can help soak up and filter water and provide food for local pollinators!

So you want to plant your planting strip? Great!.. Things to know:


- No Permit is required
- Resident pays for and maintains plants
- Ask the Town to check for utilities

- Our responsibility: plant, maintain (water)
- Maximum planting height: 2 ½ feet high; Maintain visibility, avoid overgrowth
- Maximum contiguous length of planted area is 20' with 4' wide breaks
- No invasive plants; minimal fertilizer (phosphorus free and organic)
- Leave water manhole covers uncovered

<https://www.watertown-ma.gov/876/Forestry>

Click on "Planting Strip Guide"

Select Resources

- Blue Stem Natives
 - Grow Native Massachusetts (annual native plant sale)
 - Lexington Living Landscape's Native Plant Kit Sale
 - Mystic Charles Pollinator Pathways
 - Native Plant Trust - Go Botany website
 - Tufts Pollinator Initiative
 - Watertown Community Gardens
- 
- The logo for Watertown Community Gardens is a green leaf shape with the text "Watertown Community gardens" written inside in a white, sans-serif font.
- <https://www.mass.gov/massachusetts-prohibited-plant-list>
 - Reputable plant catalogs (e.g. Prairie Moon)
 - Local Seed swaps

Summer Life Friendly Garden Tour Watertown

June 23rd 2024

Co-hosted by Friends of Bees and Watertown Community Gardens, this program is supported in part by a grant from the Watertown Cultural Council, a local agency supported by the Mass Cultural Council, a state agency.



MelindaHealthyGarden@gmail.com





Many thanks to Ellen Menounos, Sharon Bauer, Marilyn Salvas, Tyler Glode (DPW) and Michael Micieli (DPW) for their assistance.