

Home of the Month



Congratulations to Jim Kelly at 325 Terra Ceia Dr. on being awarded September's "Home of the Month". Jim has spent lots of time and energy to revitalize an older home, inside and out, and make it a beautiful gem with great curb appeal.

Photo of the Month



The osprey is a familiar bird around Tropic Isles. This particular one was seen overseeing his domain above the water treatment plant by Kathryn Wells in July.

Thought for the Day

You're never too old and it's never too late.

Meet Your New Neighbors

By Cindy Shaw

The smiling faces of these new, full-time neighbors belong to **Jim and Lorie Gorman** of 25 Flores Dr. Jim and Lorie hail from Chicago, Illinois where Lorie served as a police officer for 21 years. In 2015, she received her MA in Police Psychology. She also worked for the park system for 4 years laying asphalt where she did it all—shoveling, driving the bobcat, and using the roller. Jim was an iron worker for 35 years doing architectural and ornamental iron work on the Chicago high-rises. They have 5 children—Christina (45), Joseph (46), Anthony (39), Matthew (40) and Joshua (39). Jim and Lorie also have 9 grandchildren between the ages 1-21.



Lorie enjoys reading, playing cards, and doing puzzles. Jim considers himself a handyman, who likes to tinker on projects around the house. They both enjoy traveling and meeting new people. They discovered Tropic Isles through Lorie's sister, Donna, and her husband, Paul Kary of Edessa Dr. Please make Jim and Lorie feel right at home in our beautiful Tropic Isles.

Look for these three new, friendly faces at 205 Bimini Dr. They are **Bill and Cheryl Smith** who will be part-time neighbors from Richardson, Texas, (just north of Dallas) and their service dog, Poppi, a 3-year-old yellow lab. Poppi was born in Palmetto to Southeastern Guide Dogs, now known as Dogs, Inc. Bill and Cheryl were puppy raisers for SEG D with the North Texas Group. After training Poppi for 17 months, they dropped her back off in Palmetto for college, her final training. In dropping Poppi off at SEG D for the start of her training, they discovered Palmetto. When SEG D realized that Poppi had hip issues, she could not continue on to become a guide dog, so Bill and Cheryl were offered the chance to give Poppi her forever home.



(continued on page 5)

Starfish Hunt

*Can you find me
hiding somewhere
inside?*



Another One Bites The Dust

More homes were demo'd on Montego, Bahia, Bahama, and Terra Ceia Drives in late July and early August.



Wonderful Wildlife



A mama manatee and her young one were spotted in the Jamaica/Trinidad canal in late July by John and Connie Giroux.



This iguana was spotted on the seawall along Bimini Dr. Have you seen it?

The Calm After the Storm



A beautiful rainbow was spotted by John Giroux arching over the Jamaica/Trinidad canal after one of the many thunderstorms in July.



Tropic Isles is never short of spectacular sunsets after the storms, as seen by Kathleen Metzler(top) and Mary Buckley (bottom).

Tropic Isles

1503 28th Ave. West, Palmetto, Florida 34221

The Office is open from 9 AM to 3 PM. The Office will be CLOSED during the lunch hour from 12-1 PM. Other than office hours, your call will be forwarded to a live answering service. You may call the regular office phone number at any hour of the day or night for urgent matters. For emergencies, dial 911.

Barbara McEvoy, General Manager

Robin Emanuel, Resident Services

Thomas Tonich, Maintenance Manager

Brayden Boatwright, Maintenance Tech

Rick Kropp, Marina

Office (941) 721-8888 • Fax 941-729-0687

Marina 941-729-8128

www.TropicIsles.net

Tropic Isles Co-op

BOARD OF DIRECTORS 2025/2026

President..... Al MacKenzie
Vice President Drew Doll
Secretary..... Dennis Butts
Treasurer..... Jose Torres
Director 1 Dennis Weber
Director 2 John Partridge
Director 3 Randy Rice

TIHOA

Tropic Isles Homeowners Association 2025/2026

President..... Terry Foley
Vice President Richard Belle
Treasurer..... John Slater
Secretary..... Anna Antonacci

TIPOA (Property Owners) 2025/2026 Board

President..... John Vetter
Vice Pres..... Al Coleman
Treasurer..... Kay Lynn Duncan
Secretary..... Jackie Adinolfi
Director Bill Clark
Director Dan Baker
Director Mike Jenkins
Director Shirley Pendergrass
Director Trish Spangler
City Liaison..... Dan Demers

Tropic Isles Breezes

Published monthly and delivered to all residents

Editor: Cindy Shaw

Send photos and articles to Tibreezes1@aol.com

Deadline the 10th of each month for the following month.

The inclusion of advertising contained in this newsletter supports the publication costs, but does not constitute an endorsement by the Tropic Isles Co-Op, nor does the content of articles submitted by individual residents and those representing clubs and activities.

Letter from the Editor

Welcome back, early birds! Some of you are returning to Tropic Isles after a summer spent in your northern locations. The "Full Timers" kept an "eye" on the park while you were away.

I want to thank everyone who contributed a picture for the September edition of the Breezes. I also want to thank anyone who sent in pictures over the summer from their trips, family gatherings, and let's not forget those gorgeous sunsets! The pictures you send in help to make the Breezes what it is---a newsletter "of the people" in Tropic Isles.

If you have anything that you want to submit to be published in the Breezes, the deadline to get your items to me is by the 10th of each month, for the following month. Anything that comes in after the 10th will be used in a later issue. I love getting pictures of residents doing fun things in or around Tropic Isles. If you have a recommendation for "Home of the Month", you can call/text 608-212-8967 or email me at tibreezes1@aol.com with your suggestion. If I haven't used them before and they grant permission, I will be happy to put them into a future issue of the Breezes.

Once you settle in after your return, think about what activities you would like to participate in this season. This community thrives on the work of volunteers in many aspects of the park. Volunteers are always needed and welcome! Many more activities will be starting up soon, so check the calendar inside the Breezes to see what you might enjoy in September. There's something for everyone in Tropic Isles!

I am looking for residents who live on any of the streets listed below that would be willing to distribute the Breezes newsletters, acting as a sub, for the regular block captain, if the need arises. If you would be willing to volunteer, please respond to tibreezes1@aol.com or call/text Cindy at 608-212-8967.

BASIN/BAHIA

EDESSA

FLORES

JAMAICA/NASSAU


MAUI/10TH ST.

MONTEGO



Idea to Ponder....

Be the things you loved most about the people who are gone.



Updates From the Manager's Desk



Hurricane Season is Here – Be Prepared

Dear Residents,

As we enter another hurricane season—lasting through November 30th—the Board of Directors & Staff of Tropic Isles Co-Op, Inc. want to ensure that every resident is informed, prepared, and supported.

This article provides essential information to help you plan ahead, safeguard your property, and understand how our team will work to secure the Park during severe weather events. We kindly ask that you take a moment to review the following details carefully.

COMMUNITY COMMUNICATION DURING STORMS

The Management Team will share important updates via mass email and post it on our two official Facebook pages:

- **Tropic Isles Co-Op, Inc.**
- **Friends of Tropic Isles**

Please ensure that the office has your most current email address on file.

HURRICANE TERMINOLOGY TO KNOW

- **Hurricane Watch:** Conditions are possible within 48 hours.
- **Hurricane Warning:** Conditions are expected within 36 hours or less.

PARK OPERATIONS & EVACUATION NOTICE

Once a **Hurricane Watch** is issued, Tropic Isles' personnel will begin securing buildings and common areas.

If an **Evacuation Order** is issued, all water and sewer lift stations will be shut down **three (3) hours** after the order to protect infrastructure and ensure quick restoration after the storm.

****Please note:** Staff will not be able to assist individual residents at their homes during storm preparation. Their responsibilities are focused on the Park's mechanical systems and common areas.

STAY INFORMED

We encourage residents to sign up for local emergency alerts:

City of Palmetto CodeRED:

<https://www.palmettofl.org/1348/Code-RED>

Alert Manatee:

<https://www.mymanatee.org/.../sign-up-for-alert-manatee>

PREPARE NOW – RECOMMENDATIONS FOR ALL RESIDENTS

1. Secure Your Home and Lot.

Remove or tie down all outdoor items. If you'll be away, please make arrangements to have shutters closed and loose items stored. If you have a boat, make sure it is properly secured.

2. Emergency Supply Kit

Assemble supplies now. A full checklist is available here: [2022 Disaster Supply Kit Checklist \(PDF\)](#)

3. Review Insurance

Ensure your coverage is up-to-date. Take photos and inventory valuables. Store documentation in a waterproof container.

4. Special Needs Residents

If you require special assistance during an evacuation, please pre-register with Manatee County.

5. Plan Your Evacuation

Have transportation and a destination ready. Do not wait until the last minute—leave early, especially if elderly or mobility-limited. When an evacuation order is issued, **everyone must leave the Park**. Emergency services and utilities will be suspended and staff will also evacuate.

6. Plan to Stay Away

Once evacuated, expect to remain away for several days. Authorities may restrict re-entry until conditions are deemed safe.

Make sure you have fuel in your vehicle and some cash on hand, as ATM machines may not be operational.

AFTER THE STORM

Please allow staff and emergency crews time to assess and restore the community. Do **NOT** call the office for updates—Management will send mass communications via email and Facebook once it is safe to return.

We appreciate your cooperation and urge all residents to stay informed, be prepared, and remain safe. Let's work together to ensure our community is ready and resilient throughout the hurricane season.

Warm regards,

Bobbie McEvoy, LCAM/CMCA, General Manager
On behalf of the Board of Directors & Staff
Tropic Isles Co-Op, Inc.

Business Trespass Program



Over the summer and at other times throughout the year, we've had problems in the pool area, the peninsula, the Marina, and other areas with non-residents. The issue of non-residents on the property has been an on-going problem.

The Palmetto Police Department has developed a program to help us at Tropic Isles. On June 19, 2018, we enrolled in this program, the **Business Trespass Program**. You may have noticed the signs that are up at the entrances on 28th Ave. and Aloha Dr., the pool, Office, and peninsula. These signs are part of the program. The program works this way. **If you see a non-resident who you believe is trespassing anywhere in the park, call the police. DO NOT CONFRONT THEM.** The police will come out to Tropic Isles and determine if they are in the "Trespass database". If they are, they will be immediately arrested. If not, they will be given a warning and placed in the Trespass database. If they are caught on the property another time, they will be arrested. Our participation in this program prevents the need to file a complaint each time a trespass occurs. It also raises the awareness level of non-residents of the seriousness of their actions. A non-resident is a person who has not been invited to be on the property by a resident of Tropic Isles. Again, please do not confront these people. You never know who is violent. **TAKE A PICTURE. CALL THE POLICE!**



Office Hours

The Office hours are **9:00 AM to 3:00 PM**. The Office will remain **CLOSED** during the lunch hour from 12-1.

Congratulations!



Don and Judy Hayes celebrated the half century mark of marriage in Farmington, MN! Tropic Isles folks helped them celebrate on August 9, 2025 at their home with friends and neighbors and a food truck! Tropic Isles' attendees were Mike and Pamela Cuff, Becky and Jeff Jolliffe, Linda Coleman, Katina and Paul Lamberty, Jackie Freeman, Cindy Chambers, and Pat Kolb.



Mike and Pamela Cuff celebrated 50 years of marriage on July 26, 2025 in Bloomington, MN with a wonderful party of 61 people. Linda Coleman, Judy and Don Hayes, and Karen and Doug Welnetz from Tropic Isles attended this festive occasion.

Survey Results - Yacht Club Rooms

Thank you to everyone who participated in the survey to rename the rooms in the Yacht Club!

Some of the results were pretty close, but here are the new names:

Main Room - DOCKSIDE ROOM
Gym - FULL SPEED AHEAD FITNESS CENTER
Billiards Room - GAMERS QUARTERS
Pretty Room - SEABREEZE ROOM
Library - THE BOOK NOOK

Meet Your New Neighbors *(continued from page 1)*

In retirement, Bill and Cheryl's goal was to be near the beach and on the water when they discovered Tropic Isles. Cheryl and Bill now reside near her sisters. One is part-time and lives in Naples and the other one is full time in Ocala, so Cheryl finds herself located right in the middle. The Smiths have 6 children—Marlo (32), Skylar (29), Hayden (28), Kenzie (26), Chloe (24), and Hudson (22). Bill and Cheryl both worked as medical sales reps at the McKesson Corporation, which distributes medical supplies and pharmaceuticals. Bill worked there for 37 years and Cheryl for 30 years. Now retired, Cheryl enjoys gardening, biking, and working out. Bill enjoys off-roading and rock crawling in his Classic '74 Bronco. Together they love to travel to visit many different islands, go snorkeling, and boating. They decided to call their new home on Bimini Dr. the "Salty Norwegian" because of its location and to honor their Norwegian heritage. Please welcome Bill, Cheryl, and Poppi to our little salty, slice of paradise!

Volunteers Needed! Please Help!



WE WANT YOU

We have a need for volunteers in the following positions:

- **Zoom Moderators** for Co-op Board Meetings. Contact the Office. Must be a Shareholder. We will train.
- **Bingo volunteers** needed to work on a team. A **Coordinator and Treasurer are needed**. If you are interested in either position, please contact Wendy Verstringhe at wendyjean609@gmail.com. Bingo will NOT go forward without volunteers.
- **Bunco Coordinator**, set your own day and time, contact Darlene Mallory for info.
- **Coordinators needed to assist with Neighbors Helping Neighbors**, contact Bev MacKenzie.
- **Coordinator** to form a **Holiday Lighting Committee** to decorate the buildings for the holidays. Contact Wendy Verstringhe, if interested.
- **Volunteers to sub for block captains on their street** to help distribute the Breezes newsletters when needed. Subs needed for these streets: Basin/Bahia, Edessa, Flores, Jamaica/Nassau, Maui/10th, and Montego. Please contact Cindy Shaw at tibreezes1@aol.com or by calling/texting 608-212-8967 if you can help.

<p>1</p> <p>OMG, have you heard the great news? Sewell's Plumbing Services is now doing A/C!</p> 	<p>2</p> <p>Really? That's great, but I have an A/C guy...</p> 	<h2>SEWELL'S PLUMBING NOW DOES HVAC INSTALLATION AND REPAIRS!</h2> <p>941-794-6497</p>
<p>3</p> <p>Well that's good, but I bet you're overpaying, and waiting forever for service. Me? I'm gonna stay "Cool like a Sewell" all summer long!</p> 	<p>4</p> <p>I wanna be cool like a Sewell! I'm in!</p> 	

----- ✂

SEWELL'S PLUMBING SERVICES
**\$50 OFF YOUR
FIRST HVAC
SERVICE**

CAN NOT BE COMBINED WITH ANY OTHER OFFERS
MUST PRESENT COUPON AT THE TIME OF SERVICE

FAMILY OWNED + FAMILY OPERATED



Repipes • Water Heaters • Disposals
Remodel • Drain & Sewer Cleaning

SEWELL'S PLUMBING COUPON

RECEIVE \$25.00 OFF

**Any Service Call
with this ad***

*Limit 1 coupon per household.

* Must present coupon to receive discount.

Expires 9/30/25

**SEWELL'S PLUMBING
SERVICES, INC.**

794-6497

License # CFC1426904

Important For All Residents



If you have any changes to make to your name, address, contact numbers, northern information, or email address for the new 2025-2026 Tropic Isles' Resident Directory, please send them ASAP to Cindy Shaw at tibreezes1@aol.com or call/text 608-212-8967. Don't delay!

Cindy Shaw, Editor

CORRECTIONS FOR THE DIRECTORY

Any corrections or additions will be posted here in the monthly newsletters until the 2026 Resident Directory is printed. Please make these changes to your directory.

Resident Listings:

FENSTEMAKER, Gary & Sandra

Remove northern phone of
330-875-5462.

HARDING, Chuck & Karol

Add Chuck's number 763-398-9456.

NEW! MCCORQUODALE, Christy & COPSEY, Roger

55 Montego Dr., 317-399-4960 (R)
336-402-0876 (C)
rncopsey@gmail.com (R)
christymccorquodale@yahoo.com (C)
Northern address: 8910 N. Waverly Park
Road, Martinsville, IN 46151

MYERS, David & Jane

Remove myersdl@embarqmail.com.
Add davidandjanemyers@gmail.com.

PRINS, Ed & Bev

Designate Ed's number as
941-545-5795 and add Bev's number
813-390-5967.
The landline 941-729-9714

REEVE, Robin

Remove the listing.

NEW! STOCKWELL, Russel & Laura

52 Edessa Dr., 269-366-7296 (L)
269-254-4822 (R)
Lolly1954@yahoo.com (L)

NEW! TWEEDY, Tom & Jackie

133 Capri Dr., 269-720-4262 (T)
269-377-5342 (J)
tlitweedy@msn.com (J)
tomtweedy62@gmail.com (T)
Northern address: 12200 Sprinkle Road,
Vicksburg, MI 49097



Trivia Tidbits

- 400 million years ago, long before tall trees and dinosaurs existed, 26-foot-tall mushrooms called "prototaxites" ruled the world.
- The Oregon giant honey mushroom, a massive colony of the honey mushroom species, is the largest single living organism in biomass in existence. It stretches 2,385 acres and glows in the dark.
- Land that is struck by lightning grows more mushrooms. Japanese farmers electrocute their crops to yield more plentiful mushroom harvests.
- When lightning strikes a beach or any sandy surface, small glass-like tubes called "fulgurite" are formed. It is one of the rarest stones on earth and jewelers pay top dollar for it.
- The Empire State Building gets electrocuted at least 25 times every year.
- Lightning is 5 times hotter than the surface of the sun. A single bolt can reach a searing 54,000 degrees.
- Raindrops fall at 5-20 MPH. It takes 1-2 minutes for rain to reach the ground.
- Raindrops don't fall in a teardrop shape. Their form depends on their size and how fast they fall. Air pressure pushes them up from under and warps them into various shapes. The smallest are ball-shaped or slightly oval. Medium ones are jellybean-shaped. Large ones are parachute-shaped.
- If you get caught in the rain without an umbrella, you'll get less wet by running.
- It is disturbingly common for it to rain, fish, frogs, and even worms. Scores of little critters are swept away by tornadoes and waterspouts and are dropped far away from where they were.
- Tornadoes are indeed strong enough to lift cows into the air. It has happened in Kansas and Wyoming.
- Tornadoes happen most often in the spring, but can occur in the winter. They usually show up around 3-9 PM, but they have flexible schedules.

Submissions to the Breezes Newsletter



Submissions to the Breezes should be sent to Cindy Shaw at tibreezes1@aol.com. The **deadline is the 10th of each month for the following month**. If you are unable to make a submission using email, call/text 608-212-8967 with your request. You can text or email your pictures, but they must be in jpeg format.

LOST AND FOUND



Have you lost something and can't find it or found something that is not yours? Come to the TI Office and describe what you are looking for or drop off the item you have found. We have a lost and found in the Office.



Cook's Corner

COWBOY POTATO SALAD



Ingredients:

- 3 pounds red or Yukon Gold potatoes
- 2 3/4 teaspoons kosher salt, divided, plus more as needed
- 4 slices thick-cut bacon (about 5 ounces), cut crosswise into 1/4-inch pieces
- 3/4 cup mayonnaise
- 3/4 cup sour cream
- 1 (1-ounce) packet ranch seasoning (about 3 tablespoons)
- 1 tablespoon prepared yellow mustard
- 1/2 teaspoon freshly ground black pepper
- 2 3/4 teaspoon salt
- 2 medium stalks celery, diced (about 3/4 cup)
- 3 medium scallions, thinly sliced (about 1/2 cup) and divided
- 5 ounces shredded sharp cheddar cheese (about 1 1/4 cups), divided

Instructions:

1. Cut 3 pounds potatoes into 3/4-inch chunks (peel first if desired). Place the potatoes and 2 teaspoons salt in a large pot. Add enough cold water to cover the potatoes by about 1 inch. Bring to a boil over high heat. Reduce the heat to maintain a gentle simmer, and cook until the potatoes are fork-tender, 8 to 10 minutes.
2. Meanwhile, cook 4 chopped thick-cut bacon slices in a medium skillet over medium heat until crisp and browned, 6 to 8 minutes. Turn off the heat. Using a slotted spoon, transfer the bacon to a paper towel-lined plate. Transfer 1 tablespoon of the bacon fat in the skillet into a large bowl; discard the remaining fat.
3. When the potatoes are ready, drain well in a colander. Transfer to a baking sheet and spread into a single layer. Let cool to room temperature, about 15 minutes.
4. Whisk 3/4 cup mayonnaise, 3/4 cup sour cream, 3 tablespoons ranch seasoning, 1 tablespoon prepared yellow mustard, 1/2 teaspoon black pepper, and the remaining 3/4 teaspoon salt into the reserved bacon fat.
5. Reserve 1 tablespoon thinly sliced dark green scallion parts and 1 ounce of the shredded sharp cheddar cheese (about 1/4 cup) for garnish. Add the cooled potatoes, remaining thinly sliced scallions, 4 ounces shredded cheddar cheese, and 4 diced medium celery stalks to the bowl of dressing and fold to combine.
6. Cover and refrigerate for at least 30 minutes or up to 1 day before serving. Refrigerate the cooked bacon and reserved scallions and cheddar cheese in an airtight container. Garnish with the reserved bacon, scallions, and cheddar.
7. Serves 8 to 10

Co-Op Board of Directors' Meetings

The Tropic Isles' Board of Directors usually meet every **third Thursday of the month at 9:30 AM**. You will be notified of the meeting via Mail Chimp prior to the meeting and given the Zoom link. The agenda is posted in the box to the left of the front doors at the Auditorium at least 48 hours prior to the meeting. All Shareholders are welcome to attend. Meetings and the agenda will be announced via Mail Chimp prior to the meeting.

The next Co-op Board Meeting is September 18 at 9:30 AM, if needed.

2025-2026 Co-op Board of Directors Emails

Al MacKenzie, President	president@tropicisles.net
Drew Doll, Vice President	vp@tropicisles.net
Dennis Butts, Secretary	secretary@tropicisles.net
Jose Torres, Treasurer	treasurer@tropicisles.net
Dennis Weber, Director 1	director1@tropicisles.net
John Partridge, Director 2	director2@tropicisles.net
Randy Rice, Director 3	director3@tropicisles.net

Zoom Etiquette



Zoom meetings are now a staple in our day-to-day lives. Reliable, easy-to-use video platforms like Zoom have helped to restore the ability to hold meetings during difficult times. The challenges and benefits of Zoom meetings can be much different than in-person meetings. The advantage of virtual meetings is the ability to hold them almost anywhere and have more people participate from anywhere, but there are dos and don'ts associated with participating in a Zoom meeting.

ZOOM "BEST PRACTICES"

1. You should try to attend the meeting from a quiet area that has a neutral background.
 2. Eliminate distractions-- noises (dog barking, dishwasher, voices in the background, TV, etc.) and movement going on around you.
 3. Wear proper attire—not your pajamas or go shirtless.
 4. Avoid distracting behaviors—ironing, eating, moving around.
 5. Don't do private things—brush or floss your teeth, shave, etc.
- REMEMBER: THE CAMERA SEES EVERYTHING AND EVERYONE ON ZOOM CAN SEE YOU.**

While we like to see everyone, you do not have to participate using video to attend a Zoom meeting. You do not have to have your camera on to see what is going on at the meeting either. Another option is to just cover up your camera lens at the top of the screen with a post-it note. If you choose to have your camera on, aim the camera 'straight' at your face (not from a position that looks up your nose) and try to follow the Zoom "best practices".

Just a reminder: In the chat portion of the Zoom meeting, remember to give your name and address when you ask your question. Questions can't be read without that information.

Live and Learn and Pass It On

People, ages 5 to 95, share what they've discovered about life, love, and other good stuff.

- I've learned that a happy marriage multiplies joys and divides grief. –age 79
- I've learned that if you go to a garage sale, you'll almost always buy at least one item that you don't need. –age 52
- I've learned that what some consider genius is often nothing more than good luck. –age 59
- I've learned that you can always get more money, but you can never get more time. –age 65
- I've learned that when people aim for what they want out of life, most aim too low. –age 75
- I've learned that milk helps to keep your bones from bending over. –age 7
- I've learned that it is very satisfying to work hard at work that's worth doing. –age 51
- I've learned that you can love someone and still not like him very much. –age 26
- I've learned that no one is ever so powerful or successful that they don't appreciate a sincere compliment. – age 62
- I've learned that if love isn't taught in the home, it's difficult to learn it anywhere else. –age 51
- *I've learned it's not how much you spend on a vacation together. It's not even about special events! It's the non-eventful moments that you get to spend with your sister who is 8 years older than you, when you realize that those moments are the most precious in the world.* ---Sherry Novak, age 69

(If you'd like to share your thoughts on what you've discovered about life, love, other good stuff, please send it to tibreazes1@aol.com or text it to 608-212-8967.)

Your Daily Dose of Vitamin Sea

There may be no Wi-Fi
out on the water, but I promise
you'll find a better connection.

@StaySaltyFlorida

Residents



We want to take a moment to remind everyone that the pool, hot tub, buildings, and all the common areas are for the use and enjoyment of all residents. For your safety, there are surveillance cameras in all of these locations. If you see someone breaking the rules in these areas or trespassing, please note the day and approximate time of the rule infraction and report it to the Office. Taking a picture is always helpful too. Our Manager, Bobbie, will review the tapes and be able to determine who has broken the rules and take the appropriate action.

RESIDENTS ARE STRONGLY ENCOURAGED TO REPORT ANY INFRACTION OF THE COMMUNITY'S RULES AND REGULATIONS TO THE MANAGER. NOTE THE DAY AND TIME OF THE OCCURANCE AND TAKE A PICTURE, IF POSSIBLE. THE INFORMATION IS KEPT STRICTLY CONFIDENTIAL!

SEE SOMETHING, SAY SOMETHING, DO SOMETHING!

Thoughts on Growing Old

I'M SO OLD THAT...

- I have dialed a rotary phone (that didn't have an answering machine).
- I recorded a song that I love off a transistor radio onto a tape recorder.
- I watched a black and white TV (with less than 10 channels) that had foil on the rabbit ear antennas.
- I have taken a long walk without counting the steps.
- I have eaten food that I didn't take pictures of.



THINGS YOU SAY AFTER 60

- Where the heck is my phone?
- How did I get this bruise?
- That isn't my password either?
- How do they expect you to read this small print?
- Where did I put my glasses?
- I don't care if it doesn't look fashionable. It's comfortable.
- Who the heck is calling at 9:30 PM?
- Does anyone say "please" and "thank you" anymore?
- Geez, how do you throw your body out of whack just sleeping wrong?
- This scale can't be right!
- What is wrong with people nowadays?
- Why did I come into this room?

FEELING OLD?

- Bonanza premiered 64 years ago.
- The Beatles split 54 years ago.
- The Wizard of Oz is 84 years old.
- Elvis is dead 46 years.
- John Lennon is dead 43 years.
- Mickey Mantle retired 55 years ago.
- The Ed Sullivan show ended 51 years ago.
- The Corvette turned 70 years old.
- The Mustang is 59.
- The Thriller video is 40 years old.
- Saturday Night Fever is 46 years old.

LOOKED UNDER YOUR MOBILE HOME LATELY?

Missing or torn insulation and vapor barrier can allow moisture, mold and mildew to build up, and provide access to insects and rodents into your home!

Call today for a FREE Under Home Inspection



BEFORE



AFTER

floridaanchorandbarrier.com

We Also Fix Soft Floors!

**ESTIMATES
ALWAYS FREE**

**OVER 10,000
VAPOR BARRIERS
INSTALLED**

**FLORIDA
ANCHOR AND BARRIER
COMPANY**



**941.448.3577
800.681.3772**



State Certified General Contractor CGC#004138
State Licensed Mobile Home Contractor #IH/102549/1
Insured • Bonded • Workman's Compensation Insurance

30 YEARS EXPERIENCE



Family Owned & Operated



Senior or Military Discounts



Safety Tip of the Month ---

DON'T BLOCK THE BOX

From the Palmetto Police Department

Friends, neighbors, and commuters, we realize that the traffic flow problems during rush hours are frustrating, especially in the mornings. Please heed these warnings to help keep traffic flowing and prevent crashes during these times.

Tip #1: Please do not block intersections. Only proceed through an intersection or turn onto a road when you have enough space so that your vehicle can completely clear "the box" which is the center area of the intersection (see pictures). You see, when you block an intersection and the flow in your direction gets a red light, you are blocking side traffic from crossing or entering the intersection to turn, which leaves the roads with a green light backed up without reason.

Tip #2: Please pay attention to traffic signals. We realize that it gets boring driving at the speed of molasses dripping from a tree, and radios and phones can provide entertainment during these times. However, when your light turns green and you are distracted from crossing the intersection, even for 3-5 seconds, that is enough time for 2-3 more cars to make it through the intersection if everyone had started moving on the green light, and of course, if no one was blocking the intersection (see tip 1). Delayed movement at a green light creates a ripple effect which perpetuates longer travel times for everyone.

Tip #3: Please pay attention even when traveling at very low speeds in heavy traffic. When you don't pay attention and bump into the car in front of you, it just means that you and others involved are going to be sitting on the side of the road, waiting for us to fight traffic to get to you, just so we can gift you with a citation and the chance to have an unpleasant conversation with your vehicle insurance company.



Tips When Calling 911



1. CLEARLY EXPLAIN YOUR EMERGENCY.
2. SHARE YOUR LOCATION OR SPECIFIC LANDMARKS.
3. NOTIFY THE OPERATOR OF ANY INJURIES.

If You See Something, Say Something!



Please be alert to your surroundings and any strangers in the park. If there are people in the park who do not belong, please contact the Office, AND call the police. You do not need to confront the person, just place the call. There is a phone on the outside wall of the Yacht Club on the pool deck and inside the Yacht Club and Auditorium that can be used for emergencies or to call the police for any trespassers. Call the Palmetto Police Department with any non-emergency information at **941-721-2000, ext. 4**, OR 911 with an EMERGENCY! **If in doubt, CALL.** Please add the local Palmetto Police number to your cell phone and do not hesitate to call and report suspicious activity in our community. We ALL need to do our part to keep Tropic Isles a safe place to live!

Palmetto Police -Local Number 941-721-2000, Ext. 4



School Is Back In Session!



Safety Tips for Drivers

With students returning to on-site education in this new school year, drivers should remember these rules of the road from the National Safety Council:

- Slow down to the posted speed limits in school zones and be alert.
- School buses make frequent stops. Flashing lights mean get ready to STOP.
- You must stop when the red lights are flashing on a bus and there is NO PASSING.
- Watch for students at crosswalks and obey crossing guards and traffic control devices.
- Pay attention on streets near schools.
- Distracted driving is a danger to everyone. Put away your phones, beverages, cosmetics, and food while driving. Help keep everyone safe!

Rule of the Month

This is a reminder that the Rules and Regulations are in effect and being enforced. All residents and their guests are expected to know and abide by these rules. If you need of a copy of the current Rules and Regulations, you may go to www.tropicisles.net to view or print a copy online.

3.1 Maintenance of the Dwelling and Unit/Lot

The Shareholder or Homeowner is responsible for the overall appearance of the Dwelling and Unit/Lot.

- Dwellings shall be kept clean, sanitary, and in good repair.
- Maintenance of the Unit/Lot includes the mowing, trimming, and weeding, with the exception of the Units/Lots classified as RV Units/Lots on Montego, Basin, Bahia, and Terra Ceia Dr. which are maintained by the Association.
- The exterior of all manufactured Dwellings, park models, and recreational vehicles must be kept clean and free from mold and mildew.
- The Association is responsible for the trimming of one palm tree in the front yard of a Unit/Lot as "marked" by the Association. Responsibility for the care of all other trees and plants is the Resident's.
- Units/Lots must be kept free of fallen fruit, dead trees, leaves, and needles.

- The Dwelling and Unit/Lot must comply with all applicable laws, ordinances, and regulations of state, county, city, and the Association's Governing Documents.

3.2 Unit/Lot Numbers

All residents shall post three-inch (3") Unit/Lot numbers on their Dwelling facing the street, at the corner of the Dwelling closest to the carport or driveway, and according to local ordinances.

3.3 Plantings

- All plantings require approval via the ARC process.
- Shrubs, trees, and flowers shall be planted and maintained in such a way so as NOT to impede visibility around any intersection/corner, at any stop sign, or egress/regress of a driveway.
- No shrubs, trees, or flowers shall be planted so that they extend onto adjoining Units/Lots.

3.4 Fencing

Fencing of Units/Lots is prohibited. Other materials which are used as a fence, border, or barrier are not permitted without written permission via the ARC process.

3.5 Carport Use (Covered Area)

- Carports are primarily intended to be used for passenger vehicle parking.
- Carports cannot be converted to living or personal property storage space if vehicles are displaced to the street or other areas.
- All vehicles must be parked parallel to the carport. Parking across the end of the driveway is prohibited.
- Unoccupied campers, motor homes, travel trailers, watercraft trailers with or without watercraft, motorcycles, and utility trailers may be parked in a Resident's carport PROVIDING the item can be parked PRIMARILY* within the carport or on the driveway/parking pad in the RV Section, as long as the resident's vehicle is not displaced to the street or other areas for parking. (* to the greatest practical extent for the given space.)

APPENDIX 2

ARCHITECTURAL (ARC) GUIDELINES

VI. GENERAL PROPERTY REQUIREMENTS

I. Fencing

- Fencing of yards is prohibited. A fence includes, but is not limited to, decorative fencing, chicken wire, a barrier, or other upright structure enclosing an area or to mark a boundary.
- Other materials which are used as a fence, border, or barrier are not permitted without approval via the ARC process.

New Chapter Real Estate



Barbara Curtis

Licensed Real Estate Broker

1507 28th Ave. W., Suite A
Palmetto, FL. 34221
941-720-2513 (cell)
newchapter.re@gmail.com

Carmen M. Garcia-Urgelles

Residential Realtor

Cell: 941-933-0453

Carmen.Garcia@kw.com



kw ON THE WATER
KELLERWILLIAMS REALTY



HomeConnection.KW.com





Pool Etiquette

If you enjoy spending time at the pool, please remember these few simple things:

The State Health Department requires all persons using a public pool or hot tub/spa to shower immediately before entering the pool and hot tub/spa.

The State Health Department rules also regulate food, beverages, and glass containers as follows: Food and beverages are prohibited in the pool and on the wet deck area, except:

- Commercially-bottled water in plastic bottles is allowed on the pool wet deck for pool patron hydration. (NOTE: The pool wet deck is defined as the four-foot-wide unobstructed pool deck area around the outside of the pool water perimeter, curb, ladders, handrails, diving boards, diving towers, pool slides, waterfalls, water features, starting blocks, planters, or lifeguard chairs.) **NO food or beverages are allowed IN the pool or hot tub/spa, OR within 4 feet of the water.**
- All glass containers and products are prohibited in the fenced pool area or within 50 feet of an unfenced pool. **NO GLASS CONTAINERS!**

Other reminders to help make your time at the pool enjoyable for everyone:

- **Children's hours at the pool are 11 AM to 1 PM and 4 PM to 6 PM.**
- Please dispose of the cans, plastic bottles, and trash in the receptacles provided for you.
- If you are a smoker, please smoke in the designated "SMOKE BREAK AREA" outside of the fence.
- Please remember to put down the pool umbrellas when you are through using them and return your noodles and water weights to their proper location. Leave no trace.
- Use a towel to protect the chairs from sunscreen.
- Dogs, golf carts, bikes, smoking, and glass are NOT allowed in the pool deck area.
- Remember to be considerate and respectful of others.
- Please keep your music and conversation levels LOW so as not to disturb others.
- **Disorderly conduct, public intoxication, and profane language will NOT be tolerated.**



Remember to Shower Before Entering the Pool



The **State Health Department** and our Rules and Regulations 7.5 Shower state:

The State Health Department requires all persons using a public pool or hot tub/spa to shower immediately before entering the pool and hot tub/spa.

This is not just Tropic Isles' rule 7.5 Shower, it is a **Health Department Rule**. All you need to do is rinse off and quickly rub your skin to remove any oily residue. It keeps the pool and hot tub/spa cleaner. No shampoo or soaps are permitted in the pool or hot tub/spa deck area.

The shower at the pool is located near the fence on the west side of the pool near the boat docks.



Carports



Benefits of Having a Carport:

- Easy to Maintain
- Better Protection from the Elements
- More Cost-Effective than a Garage



FREE ESTIMATES



941-448-3577



Licensed by the State of Florida CGC# 004138
Insured • Bonded • Workman's Compensation Insurance

FLORIDA ANCHOR AND BARRIER COMPANY

COMMUNITY

Free Estimates

ROOFING OF FLORIDA, INC.



Lic# CCC1330642

"Proudly Serving Your Community" • Family Owned and Operated
100% Maintenance Free Roofs!

We Do All
Roof Overs, Roof Coatings,
Roof Repairs & Inspections
on all Manufactured Homes

800-511-2517



Lifetime Warranty on Labor & Materials!
www.CommunityRoof.com

~~Special Thanks~~

Thanks to **Elaine Faulkner** for her suggestion about an article on the use of sandbags.

Thanks to all the **residents** who submit suggestions for articles, pictures, and ideas to be used in the Breezes.

A big "thank you" to **Irene Casey** for being the Sunshine/Bereavement Reporter, sending out cards to the residents of Tropic Isles.

Special thanks to **Kathryn Wells** for moving the "Home of the Month" sign each month to the home of the residents who have been awarded the honor of being named "Home of the Month".

A BIG "thank you" to all the **residents** who updated their contact information for the 2026 Resident Phone Directory. If you haven't done so yet, now is the time!

Thank you to **Jackie Freeman and Irene Casey and their volunteers** for organizing the Labor Day potluck for residents to enjoy.

Many thanks to **Chuck Sugg and George Schuss** for collecting the aluminum cans from the dropbox to be recycled.

Calling All Fishermen and Women!



Would you like to share a picture of your "catch of the day" from the nearby waters around Tropic Isles? Send it to

tibreezes1@aol.com

and it can be published in the next issue of the Breezes. Please include a sentence or two about where it was caught, size, and what type of fish it is!

Photo of the Month



Please send me your favorite photo of wildlife or scenery and I will feature at least one photo a month. Include where it was taken and the name of the person taking it. Email it to tibreezes1@aol.com or text it to 608-212-8967. Please send in your favorite nature photo.

Looking For A Rental?



I am offering to act as a Rental Liaison for Tropic Isles. I will simply match homeowners to perspective renters and renters to homeowners wishing to rent. Communication only, no charge. Please send me your request via email to jwfreeman@fuse.net or call/text 859-750-2617 to Jackie Freeman.

RESIDENTS: PLEASE HELP TO CONSERVE WATER.

ADJUST YOUR SPRINKLERS

FOR THE SUMMER RAINY SEASON.

IF YOU HAVE WATER IN THE STREET, YOU NEED TO ADJUST YOUR SPRINKLERS!

MANATEE COUNTY WATERING RESTRICTIONS

IRRIGATION HOURS & RESTRICTIONS

- Irrigation of existing lawns and landscaping is limited to once a day, two times per week.
- Irrigation days are by address.
- Irrigation is only allowed before **10 AM** or after **4 PM** on approved days.



Restrictions apply to all potable (drinking) water and all irrigation waters that come from wells, surface water sources including retention ponds, rivers, lakes, etc. Violations of this directive carry fines up to \$10,000 as provided for under Florida Statute §373.129(5).

WATERING DAYS BY ADDRESS

- **EVEN addresses** (last digit is 0, 2, 4, 6 or 8) may only irrigate **Thursday AND/OR Sunday**
- **ODD addresses** (last digit is 1, 3, 5, 7 or 9) may only irrigate **Wednesday AND/OR Saturday**
- **Properties without addresses** may only irrigate on **Tuesday AND/OR Friday**

There are no restrictions on fountains, car washing, and pressure washing.



License # CAC1817951

FAMILY OWNED AND OPERATED

40+ YEARS OF EXPERIENCE!

"Your Comfort Is Covered!"

HVAC REPAIR EXPERTS

Service • Maintenance • Sales • Installation

We service and repair ALL makes and models	We honor ALL manufacturer's warranties	Clean, repair or replace mobile home ductwork
---	---	--

Free estimates and free second opinions.

FINANCING AVAILABLE

24/7 EMERGENCY RESPONSE

941-390-1654

www.airshieldhvac.com

FREE Service Call *with paid repair or replacement*

Hurricane Preparedness

The 2025 Atlantic Hurricane Season is June 1-November 30. September and October are historically the months when hurricanes can threaten our area. It is time to prepare!



A **hurricane watch** indicates the possibility that a region could experience hurricane conditions within 48 hours.

A **hurricane warning** indicates that sustained winds of at least 74 mph are expected within 36 hours.

It is important to be prepared before disaster strikes. Please pick up a copy of the Disaster Planning Guide wherever you see one. They include maps of the locations of all shelters, as well as planning and preparation information. Here are some important things to remember:

- Which shelters they open can vary with each emergency, depending on many factors, for example the size and intensity of a disaster, etc. Emergency Management will announce via the media which shelters will open and when.
- DO NOT go to the shelter until local officials make the announcement that the shelter is open! Make sure you take hand sanitizer, sanitary wipes, and a mask, if necessary.
- The shelter listing will include designated pet-friendly shelters.
- If you need assistance in an evacuation, or need to go to a "special needs" shelter, please register now with your county. The contact numbers are in the Disaster Planning Guide.
- Please do not call the schools or 9-1-1 for Disaster/Hurricane information. Listen for the announcements. Please note: It is important to know that ALL persons living in Tropic Isles MUST evacuate if ANY mandatory evacuation order is given. Tropic Isles lies in the RED zone for hurricane evacuation and flooding, which means we must evacuate! Be prepared and be safe!



SEPTEMBER 7TH

~~~Hurricane Preparedness~~~

Top 10 Things to do BEFORE the Storm

1. Make your Family Disaster Plan. It's not hard. Talk with your family. If you need help, go online to www.tampabayprepares.org and www.floridadisaster.org or call your local emergency management agency or local chapter of the American Red Cross.
 2. Refer to the Hurricane Evacuation Map inside the local Disaster Guide. Locate where you live and your evacuation zone. Determine if and when you would have to evacuate.
- REMEMBER: All mobile home residents must evacuate, regardless of location. If you need help determining your zone, go online or call your local emergency management office BEFORE THE STORM THREATENS.**
3. Decide NOW where you would go if ordered to evacuate (a friend or relative, a hotel or motel, or as a last resort, a public shelter or out of the region). REMEMBER, if you are going to leave the area or go to a hotel, do not delay. Determine your route, leave early, and travel the shortest distance possible. Think tens of miles, not hundreds.
 4. Build/Check your **Disaster Supply Kit** and obtain any items you need.
 5. Make plans and purchase materials, such as storm shutters, to protect your home before the storm.
 6. Keep your home in good repair. Tacking down loose roofing, securing all loose outdoor articles, trimming trees, and keeping gutters clean are good places to start.
 7. Purchase a battery-powered weather alert radio and a nonelectric land-line phone. Even though phone service may not be disturbed, cordless phones will not work during power outages. Cell phone signals will be overburdened, so make sure your friends and relatives know where you plan to be during the storm. Save them the heartache of looking for you.
 8. Inventory your property and possessions (on paper or computer) and take a video survey of your property. Store the inventory with insurance and other important papers in a safe place and send a copy to a relative out of the area.
 9. Make sure your street address number is clearly marked on your home.
 10. Whether you rent or own your home, review your insurance with your agent NOW.



When You Must Evacuate

If you are at Tropic Isles when an evacuation order is given, don't panic. Move at a steady pace and be sure you leave enough time to get to where you will weather the storm. **DO NOT** take chances with your life by staying at home or waiting until the weather turns bad!

- Make sure your destination is not within a zone that has been ordered to evacuate.
- Take enough supplies for your family, including medications.
- Fill your gas tank.
- Take your pets. Don't forget their supplies.
- Take important papers, including your driver's license, special medical information, insurance policies, your insurance agent's name and number, and property inventories.
- Take irreplaceable items, such as photos or keepsakes.
- Bring in loose furniture, trashcans, flowerpots, etc. that can be blown around in the wind.
- Let friends and relatives know where you are going.
- Turn off your electricity, water, and gas, if officials tell you to do so.
- Lock your windows and doors.
- Stay tuned to your local radio and television station for emergency broadcasts.

LEAVING COASTAL AREAS

If you are leaving the area, remember to take supplies with you. Move inland away from the storm surge and inland flooding, but it is not recommended that residents try to leave the region. Roads will be heavily congested, and you run the risk of being caught on the highway without a safe refuge or running into the storm if it takes a different track.

HOTEL OR MOTEL?

If you plan to go to a hotel or motel, you will need to check for availability and make your reservation well in advance. Some hotels/motels have standing reservation hurricane programs, and some relax their pet restrictions in an emergency. Again, make sure your destination is not in an evacuation zone.

If you are at Tropic Isles when an evacuation order is issued, you WILL be required to evacuate. Be prepared!



Don't Be Caught Off Guard-- Build a Disaster Kit



What kind of emergency supplies should I have?

- 7-14 gallons of water per person
- Non-perishable food and utensils for 7-14 days
- Non-electric can opener
- Change of clothing and footwear
- A blanket or sleeping bag
- Pillows, air mattress
- First aid kit
- Flashlight and extra batteries
- Hygiene materials (toothbrush, toothpaste, deodorant, etc.)
- Medication
- Extra pair of glasses
- Hearing aids and batteries
- Important family documents in a waterproof container
- Emergency cash or traveler's checks
- Portable radio and batteries
- Toilet paper, sanitary wipes, paper towels
- Folding chairs, if you evacuate
- Charger for cell phones and other mobile devices
- For pets: carrier, leash, food and water for 14 days, medications, vaccination paperwork, comfort items, bed, bowls

Creating a complete disaster kit does not have to be a hit to your wallet all at once. Picking up a handful of items during weekly shopping trips will help you build your disaster kit in no time. Manatee County Emergency Management recommends your disaster kit contain water, food and supplies for seven to fourteen days.

What about filling my prescription medication? Per [Florida State Statute 252.358](#), during a state of emergency, health insurers, managed care organizations, and other licensed entities shall waive time restrictions on prescription medication refills to allow refills in advance.

Pet Disaster Kit

- Identification tags with phone numbers for collars and/or harnesses.
- Leashes, harnesses, and carriers to transport pets safely and securely.
- Water and food for 7 days.
- Medication for 7 days.
- Vaccination records, medical conditions, behavior problems, feeding schedule, veterinarian information stored in a waterproof container. This is needed if you have to board your pets.
- Current photo of your pets in case they get lost.
- First aid kit
- Pet bed, toys, and treats



The Proper Use of Sandbags



Sandbags are used to create barriers against floodwater or to redirect water flow.

Detailed Steps:

1. Prepare the Area:

- Remove any debris from the area where you plan to place the sandbags.

2. Placement:

- Lengthwise: Place the sandbags lengthwise, parallel to the direction of the water flow.
- Tuck and overlap: Tuck the open end of the bag under the filled portion and overlap each bag by half the length of the previous bag.
- Tapping: Tap down each sandbag firmly to eliminate gaps and create a tight seal.

3. Stagger Joints:

Stagger the joints between layers of sandbags to create a stronger barrier.

4. Consider Plastic Sheeting:

Use plastic sheeting under the sandbags to reduce seepage, especially if placing them against a wall or door.

5. Specific Locations:

- Doorways and Windows: Place sandbags directly in front of and against the bottom of the doors and windows, creating a tight seal.
- Drains and Toilets: Place sandbags over floor drains, toilets, and other potential entry points for floodwater to prevent backflow.

6. Height:

Build the sandbag wall as high as the expected flood level or higher to provide adequate protection.

7. Pyramid Placement:

For unsupported layers over 3 courses high, use the pyramid placement method, alternating header and stretcher courses.

**AN OUNCE OF
PREVENTION...**

Preventative Maintenance can
SAVE you THOUSANDS

on electric bills, service calls and failure of your Heating and Air unit!

**New Customer PREVENTATIVE
MAINTENANCE SERVICE**

**Limited Time Offer*

**ONLY
\$29⁹⁵***

INCLUDES:

- Check and Lubricate Oilable Motors
- Inspect Safety Equipment
- Clear Dirt & Debris from Bottom of Unit
- Run Test the Heat
- Level and Calibrate Thermostat

- Visual Check Evaporator Coil
- Clean Condensing Coil
- Check for Loose & Frayed Wiring
- Inspect Line Sets / Armor Flex
- Inspect Supply and Return Plenums
- Check Freon

- Clean or Replace Filter
- Flush and Vacuum Drain Line
- Add Algaecide Tablets to Drain Pan
- Visually Check Ductwork
- Amp Draw Motors for Electricity Usage



Call Today for an Appointment

941-377-COOL (2665) • 6311 Porter Road Ste * Sarasota

QUALITYCONTROLAIRFL.COM

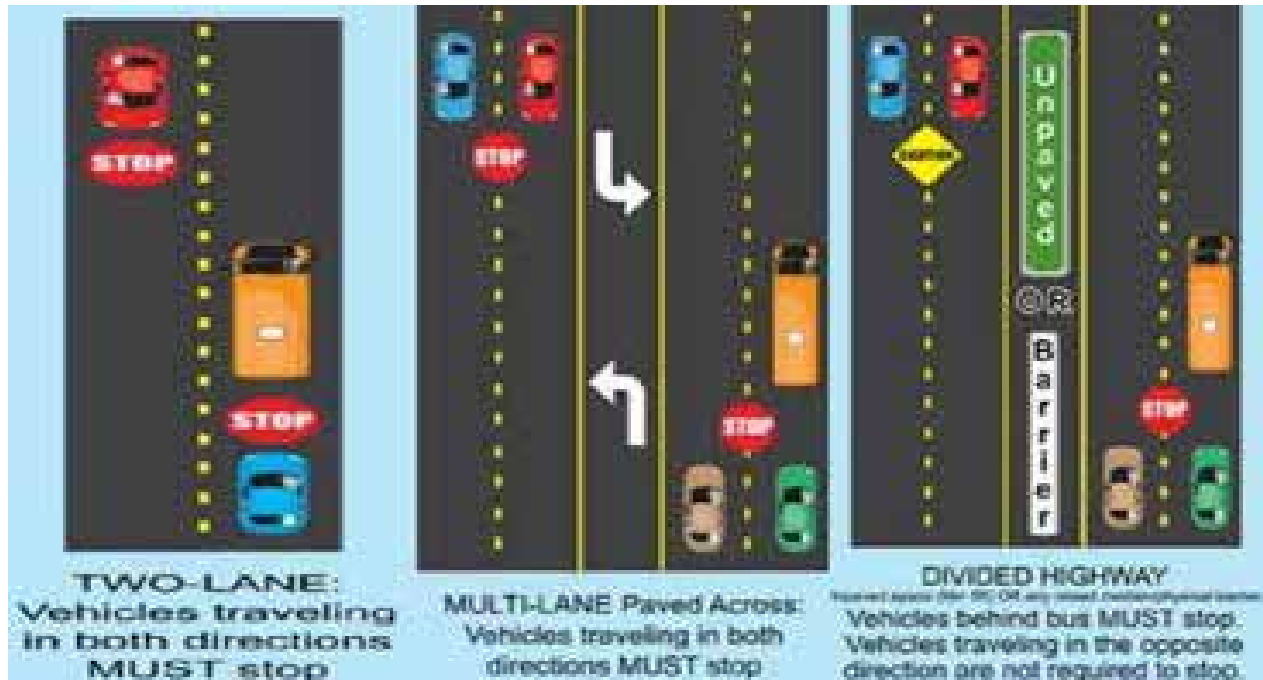
*An Educated
Customer is Our
Best Customer*
We encourage you
to stay with
the technician during
the service!



School Is In Session

School zones are put in place to ensure the safety of children in and around schools. While class is in session; drivers are responsible for maintaining safety and awareness on the streets surrounding schools. All children should be able to walk or bike to and from class without fear of being hit by passing vehicles. As drivers, we must not be careless around school zones. We must understand the

traffic laws for these locations and follow them at all times. Here's a reference to those people that may question when stopping for a school bus in the opposite direction is optional. Please watch out for children walking or riding bikes everywhere as well.



A few precautions go a long way toward keeping children safe, now that school is back in session:

- Don't block the crosswalk when stopping at a red light or waiting to make a turn, forcing pedestrians to go around you. This could put them in the path of moving traffic.
- In a school zone when flashers are blinking, stop and yield to pedestrians crossing the crosswalk or intersection.
- Always stop for a school patrol officer or crossing guard holding up a stop sign.
- Take extra care to look out for children in school zones, near playgrounds and parks, and in all residential areas.
- Never pass a vehicle stopped for pedestrians.
- If you're driving behind a bus, allow a greater following distance than if you were driving behind a car. It will give you more time to stop once the yellow lights start flashing. It is illegal in all 50 states to pass a school bus that is stopped to load or unload children.
- If you're on an undivided road, never pass a bus from behind – or from either direction-- if it is stopped to load, or unload children.
- If the yellow or red lights are flashing and the stop arm is extended, traffic must stop.
- The area 10 feet around a school bus is the most dangerous area for children. Stop far enough back to allow them space to safely enter and exit the bus.
- Be alert! Children often are unpredictable, and they tend to ignore hazards and take risks.



**Mobile Home
2nd
Generation
Specialist**

Quality Workmanship Honest Pricing

- **Vapor / Moisture Barrier**
- **Underhome Encapsulated Insulation**
- **Hurricane Tie-Down Anchors** **10 Yrs Exp.**

To our valued customers:

Our top priority is the health and safety of our employees and our customers. Our employees are closely following the Centers for Disease Control (CDC) guidelines and recommendations, like frequent hand washing, social distancing, and staying home if they are feeling ill.

We have taken steps to limit exposure to the virus by making our customers aware that there is no need to have any contact with our employees if you choose to do so. Our business falls under the state's guidelines as "Essential Business".

We want to build a great relationship with you. Call today for your Free Inspection. (800) 377-7885

*Stay Safe and Continued Good Health.
Underhome Armor Family*

**We Keep rodents, snakes,
spiders, bugs, mold, mildew,
and damaging moisture out of
your home!**



**LIC. # IH-1110636
INSURED
FAMILY OPERATED
FL State General
Contractor Lic. # 1531303**

**FAMILY
OPERATED**



**ESTIMATES &
SMILES ALWAYS FREE**

(941) 243-7561 or (800) 377-7885

Tropic Isles' Marina



MARINA HOURS

Open 7:00 AM to 5:00 PM

7 days a week,
weather permitting

MARINA STAFF

Rick Kropp
Dean Brown
Mike Biggins
Jerry Quesenberry
Joe Bokar



Kayak Launch Use Reminders

If you are using the Tropic Isles' kayak launch, please make sure to do the following:

1. Read the directions if you are not sure how to use the launch.
2. Make sure you sign out and erase your name when you return.
3. When you lower the ramp, do not undo both ends of the rope. Undo one side, lower the ramp, and then cleat it off.
4. If no one else is signed out when you return, please lift the ramp out of the water.
5. If the ramp has debris on it, please hose it off.

Your help in taking good care of our launch is appreciated.



Kayak Rack Storage



FOR RESIDENTS WHO STORE THEIR KAYAKS ON THE RACKS AT THE LAUNCH:

Be advised, kayaks may only stay on the racks, if YOU are here in the park. If you are leaving for an extended period of time, please store your kayak in your shed or home where it can be safely secured.

REMEMBER TO LOCK YOUR KAYAKS TO THE RACK!

Check with the Office about availability on the racks and rental prices.



Kayak-Itty-Yak

You are welcome to use the kayak launch at any time. Just follow the directions at the launch and kindly rinse it off when you are done using it. Thank you!

COMFORT COVERSYSTEMS
Proudly roofing since 1985

Mobile/Manufactured Home Roofing System

- Insulated Energy Star Rated Roof
- Manufacturer's Backed **Lifetime Warranty**
- Financing Available
- **STOP** Roof Leaks

Single-ply roofing membrane toughened with Elvaloy resin modifiers from Du Pont.

Visit our website at comfortcover.org

FREE ESTIMATES

1-800-226-0955

FL LIC. #CCC 057091



Please Keep Our Canals Free of Debris!

In 2012-13 and 2024, the canals in Tropic Isles were dredged for thousands of dollars. That dredging provided deeper water access in places where there was little to none. Since that time, we have tried to keep our canals clean and free of debris. **YOU CAN HELP BY NOT** blowing grass clippings/lawn debris into the canals or streets and making sure your lawn maintenance provider is aware of that as well. It is the homeowner's responsibility to make sure that their lawn clippings do not end up in the streets or canals. If you are mowing lawns for residents in the park, please do not allow grass clippings to end up in the street. They eventually get washed into the canals. More importantly, **REMEMBER ANYTHING THAT YOU ALLOW TO GO INTO THE STREETS** (lawn clippings, sand, gravel, dirt, debris, etc.) will get washed into the street drains and end up in the canal with the next rain or lawn irrigation system that isn't monitored correctly. The canals will start to fill in and then more dredging will be needed at a cost to the residents.

PLEASE DO YOUR PART! EVERY LITTLE BIT HELPS!

LOOKED UNDER YOUR MOBILE HOME LATELY?

**Insulation Under Your Home Falling Down?
Holes and Tears in Your Vapor /Moisture Barrier?**



Underhome
Photos Provided



**Insulation and
Vapor Barrier Repairs**



**We
Fix Soft
Floors**

- **Lifetime Vapor Barrier** • **Guaranteed for Life** • **Prevent Soft Floors** • **Lower Your Electric Bills**
- **Keep Mold, Mildew, Rats, Snakes, Spiders, Ants, Roaches and Moisture OUT of Your House!**



UPGRADE TO VINYL SIDING & WINDOWS!

- Low-maintenance
- Easy to Clean & Long-lasting
- Lightweight & Weather-resistant
- Resistant to Scratches & Dents
- Resistant to Insects
- Resistant to Mildew and Fungus.



If your siding is loose, cracked, or warped it may be time to replace it. Call us now for a **FREE QUOTE!**

Are Your Tie Downs Tight?

- **Hurricane Anchors • Tie Downs**
- **Leveling • Blocking • Carport Tie Downs**
- **Stabilizing Devices • Roof-Over Strapping**

- Replace Rusted Anchors • Add Anchors
- Longitudinal Stabilizing • Retro-fit to Current State Standards

If your home moves even a few inches during a storm your home will suffer severe damage. Loose tie downs do not protect your home, they must be tightened every 3 to 5 years. Have your tie-downs inspected **NOW**, before the storms!



Licensed by the
State of Florida
#IH/102549/1

- **FREE INSPECTIONS & ESTIMATES • MILITARY & SENIOR DISCOUNTS**
- **FAMILY OWNED & OPERATED**

941.448.3577

1-800-681-3772

- State Licensed Mobile Home Installer • Insured
- Bonded • Workman's Compensation Insurance
- Member: National Association of Mold Professionals



FLORIDA ANCHOR AND BARRIER COMPANY

SUNDAY		MONDAY		TUESDAY		WEDNESDAY		THURSDAY		FRIDAY		SATURDAY		
		1 2:00 pm Labor Day Potluck - Y	2		3 9:30 am 3-COR Meeting	4		5		6				
7 Happy National Grandparents' Day	8		9 1:00 pm Book Club - Y	10		11 Patriot Day - Lest we forget		12		13				
14	15		16	17 9:30 am 3-COR Meeting	18 9:30 am Co-Op Board Meeting - A and Zoom, if needed.		19		20					
21	22 Fall Equinox		23	24	25		26		27					
28	29		30	September 2025										
WEEKLY EVENTS														
10:00 am Shuffle 2:15 pm Mahjong - SB	8:00 am Aerobics - YC 9:00 am Fun & Fitness- YC 10:00 am Shuffle	8:00 am Aerobics - YC 9:00 am Fun & Fitness- YC 10:00 am Shuffle 2:00 pm Cards - YC	8:00 am Aerobics - YC 9:00 am Fun & Fitness- YC 10:00 am Shuffle 2:15 pm Mahjong - SB	8:00 am Aerobics - YC 9:00 am Fun & Fitness- YC 10:00 am Shuffle 12:30 pm Canasta- YC	8:00 am Aerobics - YC 9:00 am Fun & Fitness- YC 10:00 am Shuffle 12:30 pm Canasta- YC	8:00 am Aerobics - YC 9:00 am Fun & Fitness- YC 10:00 am Shuffle 12:30 pm Canasta- YC	8:00 am Aerobics - YC 9:00 am Fun & Fitness- YC 10:00 am Shuffle 12:30 pm Canasta- YC	8:00 am Aerobics - YC 9:00 am Fun & Fitness- YC 10:00 am Shuffle 12:30 pm Canasta- YC	8:00 am Aerobics - YC 9:00 am Fun & Fitness- YC 10:00 am Shuffle 12:30 pm Canasta- YC	8:00 am Aerobics - YC 9:00 am Fun & Fitness- YC 10:00 am Shuffle 12:30 pm Canasta- YC	8:00 am Aerobics - YC 9:00 am Fun & Fitness- YC 10:00 am Shuffle 12:30 pm Canasta- YC	8:30 am Coffee Hour - YC 10:00 am Shuffle		



Friendly Reminders

- If you have corrections or additions to make in the **2026 Resident Phone Directory**, please complete an Information Form with your information ASAP. A copy of the form is found in this issue of the Breezes for your convenience.
- **ARC (Architectural Review Committee)** approval is needed for any work that is done on the outside of your home, on your dock, or on your lot. ARC application forms are available in the Office and need to be completed to get placed on the ARC agenda. No work should begin on your project until your final approval letter from the Office is received. An ARC application is found in this issue of the Breezes.
- Make sure the Office has your email address to be included in the important Mail Chimp notices that go out to residents. You can email the Office at info@tropicisles.net to make that request. Mail Chimp requests to make an announcement must be made **48 hours** in advance and sent to info@tropicisles.net.
- All residents of Tropic Isles Co-op (including private renters) are required to have a background check and be approved by the Co-Op. The Board unanimously approved instituting a \$250.00 penalty for any residents/tenants/renters who do not go through the approval process per the Rules and Regulations. The penalty will be posted to the owner's account.
- Bikes are not allowed in the buildings. There are bike racks provided for you in multiple locations and remember to lock your bike to the rack.
- Smokers, please do not use the street, parking lots, or common grounds as your ashtray. Please dispose of your cigarette butts in the trash cans provided around the park.
- DO NOT feed stray cats or dogs. This attracts unwanted critters to the area. Our Rules and Regulations clearly state:
10.5 General
Residents are not permitted to leave food or water dishes outdoors. This includes bird feed.
- Remember that no yard waste (grass clipping, branches, etc.) should end up in the canals or streets. Make sure your lawn service is aware of this as well.
- Avoid driving down the streets where demolition of homes is being done or new homes are being installed. Many nails, screws, and sharp metal pieces get left behind which could do damage to your tires. Residents on those streets can help by walking the street you live on and picking up the sharp metal items that get left behind. We all can do our part to help!

NORTH RIVER NEWS

— Manatee's Independent Newspaper —

You can pick up a copy of the North River News at the Tropic Isles Office, Marina, and from your local stores to find out what's happening in Palmetto and surrounding areas.

More Friendly Reminders

Reminder – Yard Waste Pickup Requirements:



We are seeing an increase in unbundled yard waste at the curb for pickup. Please remember that Manatee County has specific requirements for pickup of yard waste. Yard waste will NOT be picked up unless it is prepared in one of the following manners:

BAG IT:

- You must use sturdy garbage bags.

BUNDLE IT:

- If you do not wish to use garbage cans or garbage bags, you must put yard waste in bundles no longer than four (4) feet in length.
- Bundles cannot contain branches larger than six (6) inches in diameter. Any branch larger than six (6) inches in diameter must be cut in half lengthwise, tied and bundled.
- Tie bundles with heavy-duty string.

CAN IT:

- Yard waste can be in a 32-gallon garbage can (NOT recycling cart) or other containers. Yard waste must NOT extend above the top of the can.

Bundles, bags, or 32-gallon garbage cans must not weigh more than 50 pounds each.

All properly prepared yard waste is picked up on **Wednesday**, except for holiday make-up schedules). For additional information regarding trash pickup, please visit https://manatee.hosted.civ-iclive.com/departments/utilities/trash_and_recycling.

REMEMBER: All yard waste, recyclables, and garbage are to be placed on ONE designated side of the street.

Does Your Home Have Good “Curb Appeal”?

Good “curb appeal” doesn’t just mean your front yard. It also covers all sides of your property. Many prospective buyers visit our park by water and see your property from the canal view.



- Does your backyard have items stashed back there that need to be removed or discarded?
- Are the weeds growing tall and your plants overgrown?
- Does the back or sides of your home have mildew growing on it?

Take a good look at all sides of your property and see what can be done to improve your “curb appeal” from the canal side, as well as the street side. If you leave the park for an extended period of time, please remember that weeds and plants still grow, and homes get mildew on them. Don’t wait until you return in the fall or winter to address the problem. Please make sure your home and yard are taken care of while you are away! If you need some help, give Neighbors Helping Neighbors a call for assistance. Let’s all work together towards great “curb appeal”, all around your house. Thanks for all your efforts!

Recycling

FROM THE PALMETTO PUBLIC WORKS DEPARTMENT

While it is very important to recycle to save our environment and to preserve the landfill space we have, it is also important to recycle in the proper way. Contamination of a recycle can with items that are not recyclable may cause an entire load to be contaminated and dumped at the landfill. It is important to know what is and what is not appropriate. Currently the only items to be placed in the blue recycle container are listed below:



Paper: All clean paper including newspapers, junk mail, magazines, telephone books, catalogs, office paper, and brown paper.

All Cardboard: Food boxes (cereal, crackers, pasta) and cardboard boxes. **PLEASE FLATTEN CARDBOARD BOXES. NO PIZZA BOXES!**

Plastic Containers #1 through #7: Water and sports drink bottles, bleach, detergent, and shampoo bottles (Number is located on the base of the container.) **REMOVE THE CAPS.**

Metal: Aluminum cans and steel cans including empty aerosol cans.

Aseptic Containers: Milk and juice cartons

Glass: Green, clear, brown bottles, and jars. **PLEASE EMPTY, RINSE, AND REMOVE CAPS FROM ALL BOTTLES AND CONTAINERS.**

PLEASE DO NOT INCLUDE THESE ITEMS. THEY ARE CONTAMINANTS:

Liquids, plastic bags, plastic wrap, coat hangers, hoses or wires, toys, plastic cups or plates, clothing, bedding, rugs, needles, or medical waste. **DO NOT INCLUDE** food contaminated paper plates, pizza boxes, cups, napkins, paper towels, or tissues, polystyrene cups, and food trays. **NO FOOD WASTE, PLASTIC BAGS, OR FOAM CONTAINERS!**

Please continue to recycle. Recycling is great for the environment and saves precious natural resources!

IF IN DOUBT, THROW IT OUT!

~~ To the Heads of All Activities ~~

The 2026 Tropic Isles' Resident Phone Directory is being finalized and we need your help. If you have any changes to your officers, chairpersons, coordinators, date, time, or place, please send it to me immediately at tibreezes1@aol.com or text me at 608-212-8967. Check pages 4-7 in the 2025 directory to see what is currently listed for your activity. If you don't have access to the current directory, let me know and I can send you the information that you need. Thanks, in advance, for your help!

Cindy Shaw, Editor



Did You Know?



- **IF YOU ARE LEAVING THE PARK, PLEASE PREPARE YOUR HOME FOR HURRICANE SEASON (June 1-November 30) BY REMOVING EVERYTHING IN YOUR YARD THAT COULD BECOME A MISSILE IN STRONG WINDS AND SECURING ANYTHING THAT YOU KEEP STORED IN YOUR CARPORT OR OUTSIDE OF YOUR HOME.**
- That we encourage you to follow the **"See something, say something, do something"** slogan if you see someone not following the rules or trespassing in the park. Take a picture and report it to the Office AND call the Palmetto Police 941-721-2000 Ext. 4.
- Follow the SLOW-Manatee Zone signs in the area. Manatees are on the move now that the water is warm. It is against the law to harass, feed, water, or touch a manatee.
- You can access the Breezes newsletter over the summer by visiting the Tropic Isles portal at www.tropicisles.net under the "Residents"—"Breezes Newsletters" heading.
- You can send pictures to be included in the Breezes newsletter of your events by texting them to 608-212-8967 or emailing them to tibreezes1@aol.com. Don't forget to send your pictures to f34221@aol.com to be posted on the Tropic Isles' Facebook page.
- You can call Irene Casey from the Caring Team if you have any health-related needs.
- That a survey was taken to rename the rooms in the Yacht Club after the renovations were completed. Signs will be made to designate those areas. The names of the new areas are:
 - Main Room – Dockside Room**
 - Fitness Room – Full Speed Ahead Fitness Center**
 - Library – Book Nook**
 - Pretty Room – Seabreeze Room**
 - Game Room – Gamers Quarters**
- That the Full Speed Ahead Fitness Center, Gamers Quarters, and Seabreeze Room are newly renovated and are available for your use. The Book Nook will be ready soon.
- That you can pick up a copy of the North River News at the Marina and from the Office until the Auditorium is finished being renovated.



941-929-3541

www.BobsAir.com

**Mention this ad to
take advantage of our
FREE DUCT special!**

Call for a FREE duct inspection!

**If your ducts are leaking,
blocked, or pinched you're likely
paying more than you should for
energy bills. Let our pros take a
look—at NO CHARGE!**



- *Mobile Home AC Specialists*
- *Senior & Military Discounts*
- *We Do Ductwork!*

- ✓ **Lower bills**
- ✓ **Better airflow**
- ✓ **Peace of mind**

Licensed, Bonded, Insured - Lic # CMC1251566

Musicals, Concerts, and More!

Gutenberg!
The Musical!

Gutenberg! the Musical!
Sept 4th – 14th



Terry Lee Goffee
as Johnny Cash
Sept 30th - 2 & 7 pm

MISERY

MISERY
Oct 16th – Nov 2nd



MANATEE
PERFORMING ARTS CENTER
Artistic Inspiration for Everyone

ManateePerformingArtsCenter.com
502 Third Avenue W | Bradenton
Box Office (941) 748-5875

Booster News



YOU ARE A BOOSTER!

Who is a Booster?

Anyone that lives in Tropic Isles (shareholders, homeowners, renters, property owners)

What is the Boosters' purpose?

To support efforts in making Tropic Isles a great place to live.

What are some of their projects?

- Palm Trees – Purchase & maintain palm trees.
- Recycling - Collect & redeem aluminum cans.
- Financial Support – Contribute financially to further the efforts of other park groups.
- Tropic Isles' t-shirts sales
- Social Activities – Please read the Breezes Newsletter for all activity notices.

When do they meet?

- We meet the **first Friday of each month** in the Auditorium, November–April at 9 AM.
- Meetings are informative and open to all.

Aluminum Can Recycling

The Boosters continue to collect aluminum cans over the summer. The drop-off box is in the Office parking lot or you can call for pickup if you have a large quantity. This is for aluminum cans only. Please do not put plastic bags, trash, or any other food items in the box. We collect a considerable amount of money from recycling and the money is used on items for the park.



Please Help!

In August, this trash was found inside the collection box for aluminum cans. **PLEASE DO NOT** put anything but aluminum cans into the drop-off box. It is only for ALUMINUM CANS.

Separating aluminum cans from the cartons **BEFORE** depositing the cans helps to make the collection of cans so much easier. There is a trash can at the front of the Auditorium for your trash.



Thanks to Chuck Sugg and George Schuss for volunteering to collect the cans from the collection box over the summer!



AllWeatherRoofing
Your #1 Mobile Home Roofing Company Since 1984



- A+ Better Business Bureau Rating
- People's Choice Award Winner
- Celebrating 40 years in business

**We Offer Financing!**
FREE Estimates

1-800-297-3758
www.yourbestroof.com

CCC-058045 CCC-1330500



Soft Floors?

Mobile Home
2nd
Generation
Specialist

- Sub-Floor Repair/Replace
- New Laminate Flooring Install

10 Yrs Exp.



**Are Your
Floors
Unsafe?**

**FL State Licensed Mobile Home
Installer # IH-1110636
FL State General Contractor
License #1531303**

**INSURED &
FAMILY
OPERATED**



**ESTIMATES &
SMILES ALWAYS FREE**



(941) 243-7561 or (800) 377-7885

Laughter is the Best Medicine!

- Due to the rising costs of medical tests, you can pee under a tree and wait a bit: If ants gather = diabetes. If it smells like BBQ = high salts. If you forget to pull up your pants = Alzheimer's.
- After all these years, I was thinking it was the dryer that was shrinking my clothes. It turns out, it was the refrigerator the whole time.
- I asked my daughter to pass the phone book. She laughed and passed her phone to me. Now the spider is dead, her phone is broken, and she isn't talking to me.
- Today I am doing nothing . . . because I started doing it yesterday and I wasn't finished.
- Glass coffins? Will they be popular? Remains to be seen!
- Why did the bee get married? He found his honey.
- Did you hear the rumor about the butter? Never mind, I shouldn't spread it!
- I'm really good at sleeping. I can do it with my eyes closed.
- What do you call a fake noodle? An impasta.
- What is the opposite of a croissant? A happy uncle.
- What does it make you if you see a robbery at an Apple Store? An i-witness.
- What is an astronaut's favorite key on a keyboard? The space bar.
- What's the longest word in the dictionary? "Smiles" because there's a mile between the two S's.
- I can't tell if I like my new blender. It keeps giving me mixed results.
- I love having a short son because he is always willing to look up to me.
- A horse walks into a bar. The bartender says "Hey!" The horse replies "Sure."
- Why is Peter Pan always flying? He neverlands!
- What kind of drink can be bitter and sweet? Re-ali-tea.
- What would the terminator be called in his retirement? The Exterminator.
- What does a house wear? Address.
- Why did the math book look so sad? Because of all its problems!
- How many tickles does it take to make an octopus laugh? Ten-tickles.
- Why do fathers take an extra pair of socks when they go golfing? In case they get a hole in one!
- What do a tick and the Eiffel Tower have in common? They're both Paris sites.
- What did the janitor say when he jumped out of the closet? Supplies!
- What do you call a poor Santa Claus? St. Nickel-less.



Observed on the first Monday in September, Labor Day is an annual celebration of the social and economic achievements of American workers. The holiday is rooted in the nineteenth century when labor activists pushed for a federal holiday to recognize the many contributions workers have made to America's strength, prosperity, and well-being. On June 28, 1894, Congress passed an act making the first Monday in September of each year a legal holiday. It is appropriate that the country pays tribute on Labor Day to the American worker who has created so much of the nation's strength, freedom, and leadership.

Patriot Day - September 11



Patriot Day is the anniversary of the September 11, 2001 terrorist attack on America. Patriot Day became a day of national observance of December 18, 2001, when President George W. Bush signed a presidential proclamation. The Patriot Day resolution designates a day to honor those killed in the September 11, 2001 terrorist attacks on the United States. Lest we forget.

TARGET YOUR MARKET!

Call us today to get your ad
in one of our community newsletters!

941-723-5003



P.O. Box 161
Ellenton, FL 34222 A subsidiary of PCI Communications

www.ontracnewsletters.com

email: valerie@ontracnewsletters.com

EXPERIENCED • PROFESSIONAL • COURTEOUS


MOBILE HOME ROOFING

Family Owned & Operated



FREE VIDEO ROOF INSPECTIONS

- Lifetime Transferable Warranty
- Energy Efficient
- Protects Your Home
- Roof Insurance Certifications
- Financing Available
- FREE Estimates



1-877-572-1019
www.AllFloridaRoofs.com



LICENSED & INSURED #CCC1327406 • CBC1259006



What's Happening in the Neighborhood?

Labor Day Potluck



You're invited to an old fashioned potluck to celebrate the Labor Day holiday on **September 1st at 2 PM** in the Tropic Isles' Yacht Club where we can also enjoy the pool afterwards. Please bring a dish to share, your own utensils, plate, and beverage. We will also do a 50/50 drawing for fun! We hope to see you there.

*Your Summer Entertainment Committee,
Jackie Freeman and Irene Casey*

Potluck Etiquette

(Everything everyone is thinking, but afraid to say)

1. If you want to participate, you must bring a dish.
2. If you forgot about the potluck, thus didn't bring a dish, please don't ask if you can still eat.
3. Unless there is a sign-up sheet listing paper products, bring a dish.
4. Cheez Whiz is not a dish.
5. Don't take double portions. Remember, potluck = sharing.
6. Prepare your dish at home. Don't wait for the potluck to start to throw together your dish.
7. A 2-liter bottle of soda is not a dish.
8. Don't get in line and make plates for "friends" who are running late. First come, first served.
9. Be cautious of food safety. No one wants to spend their afternoon in the restroom.
10. A bag of chips (in any flavor) is not a dish.
11. Be courteous. If you don't like something, don't eat it, don't mention it.
12. Leftovers belong to whoever purchased the food. The preparer many want to feed it to their family.
13. Help clean up. Unless someone "signed up" to clean up, it's everyone's responsibility.



Library News



The Tropic Isles' Library, or more recently known as **The Book Nook**, will be "open for business" as soon as the room can be reorganized. Here you will find large print, hard cover, and paperback books, DVDs, magazines, jigsaw puzzles, and more. For anyone new to Tropic Isles, our library operates on the honor system. You do not need to check out items you wish to borrow. We simply ask that you return the items to the basket by the desk when you are done. A library volunteer will put them back where they belong. If you'd like to volunteer to help in the library, please contact Phyllis Ann Smith at 941-932-5654.

Phyllis Ann Smith, Library Committee President

Landscaping Advisory Committee

The Landscape Committee is always looking for volunteers to help weed the entrances during all the seasons. Friends help to keep the entrances weeded and deadheaded, including the areas inside the pool's fenced area. A special thanks to the volunteers who have worked this summer, including those who water the plants in the Auditorium planter while the drip irrigation is being repaired. I am always impressed by the many volunteers in our community.



Pamela Cuff, Coordinator 952-374-8712

The Caring Team



Some concerned citizens in Tropic Isles began the formation of the "Caring Team" in 2023—a group of individuals that would be willing to help those in our community who may be alone or need assistance. The "Caring Team" might do things like calling and/or checking in on their neighbors, helping them with some tasks, shopping, running an errand, etc.

The idea behind this concept centers on providing a type of "wellness visit" for residents who live alone or those that do not have a support system in place for health emergencies or in times of need. Since it was formed, the Caring Team was successful in providing assistance of various kinds to residents who had various health needs. All information is kept strictly confidential.

The Caring Team will not have any meetings over the summer, but is still available for your summer health needs by calling Irene Casey at 774-201-9444.

Our next Caring Team meeting will be November 10, 2025 at 9 AM in the Auditorium. If you are interested in becoming a part of this Caring Team, please email me at tibreezes1@aol.com, call/text me at 608-212-8967, or attend the meeting on November 10. We'd love to have you on our team!

Cindy Shaw, Caring Team Secretary

What's Happening in the Neighborhood?

Entertainment Committee Events 2025-26



This season, the Entertainment Committee is looking at bringing more events to the community. We are a great team and are always looking for new members who would like to join us. We have a lot of fun coming up with new ideas and planning the events. Our meetings are on the first Thursday of the month at 10:00 AM in the Yacht Club. **Our next meeting is November 6 at 10:00 AM.** Feel free to stop in and just see what we do!

FAREWELL DANCE

Next year's Farewell Dance theme will be The Big Glow! Get those neon clothes from the 80's out. We will feature SoulRCoaster, a park favorite, on Saturday, March 28th.

2025-2026 ENTERTAINMENT EVENTS

These are some of next season's schedule of events. (There will be more events added.)

Halloween Golf Cart Parade	October 26	Meet at the Auditorium
Halloween Party	October 31st	Party in the Auditorium
Welcome Back Dance	November 15th	DJ Peter Ruskin and his wife
Christmas Dance	December 13th	Bob and Tom--The Band
Christmas Golf Cart Parade	December 21	Meet at the Auditorium
Christmas Eve Social	December 24th	Christmas Program in the Auditorium
New Year's Eve Party	December 31st	Party at the Auditorium
Super Bowl Party	February 8th	Gathering in the Auditorium (wear your favorite team attire)
Valentine Golf Cart Parade	February 15	Meet at the Auditorium
St. Pat's Golf Cart Parade	March 15	Meet at the Auditorium
Farewell Dance	March 28th	SoulRCoaster (Theme: "The Big Glow")
Pool Party	April 11	TI Band

AIRZONE

CAC057788 Air Conditioning & Heating, Inc.

DIAGNOSTIC/INSPECTION
"SPECIAL"

ONLY \$39.00

*6 month service guarantee

MILITARY
&
SENIOR
DISCOUNTS

FULL SERVICE
AC SPECIALIST

Sales

Service All Brands

Maintenance Packages

Installations

Duct Work

Air Purification

TRANE/GOODMAN
CERTIFIED DEALER

FREE ESTIMATES

FREE SERVICE
CALL W/REPAIR

www.AirZoneTampaBay.com | 813-855-4191

What's Happening in the Neighborhood?



Canasta, Anyone?

If you have an interest in playing Canasta, come join us on **Thursdays at 12:30 PM** in the Yacht Club. Contact Diane Ringler at 941-713-1534 with questions.

Tuesdays at 2:00



The Tuesdays at 2:00 get-together for cards and something to do meets in the Yacht Club. Do not hibernate! Come on down, get to know the other full-time residents in the park, and make new friends. Contact Sherry Novak at 330-428-6005 if you have any questions.



Mahjong

Mahjong will meet in the Seabreeze Room (formerly the Pretty Room) of the Yacht Club every **Wednesday and Sunday at 2:15-4:30 PM**. If you are interested in learning to play Mahjong, please contact Irene Casey at 774-201-9444 or email Irene at irene5381@gmail.com.



Neighbors Helping Neighbors (NHN)

Neighbors Helping Neighbors (NHN) continues to answer calls

for various needs relating to park compliance issues with your home or yard, special concerns, or hardships. We welcome all calls. If we cannot help you directly, we have a list of referrals which may help. Bev is still looking for volunteers to assist her in coordinating the work parties for Neighbors Helping Neighbors' requests. Please call Bev MacKenzie at **716-583-4894** for assistance or to volunteer.

Memory Brick Garden

This is a great way to honor a friend or loved one who is no longer with us. Memory Bricks are on sale for \$35.00.

You may have three lines with thirteen letters per line. The bricks will be ordered and placed in the garden in front of the Yacht Club in the spring of 2026! Please contact Shirley Clarkson at 941-465-8430 with any questions on obtaining Memory Bricks for you or a loved one.



Shuffleboard News

The shuffleboard courts are a beautiful amenity of our park and are open to any resident of Tropic Isles. The courts may look rather desolate right now, but once the weather cools down and some of our snowbirds return, we will be gearing up for another season of fun. If you haven't given the game a try yet, you have time to give it some thought. You not only learn a new and challenging game, but you meet some great people! Once the season opens, shuffle will continue daily at 10 AM. Stay tuned to the Breezes for club updates.

Bev MacKenzie, Club Secretary



Tropic Isles' Music Jam—TI Band

Regarding the Musician's Jam on **Wednesdays from 1-3 PM** in the Yacht Club, due to low summer attendance, please call Tom Tripp at 603-391-9645 prior to going just to be sure it is happening.



PROFESSIONAL

PLUMBING & DESIGN, INC.
A COMPANY YOU CAN TRUST

☒ Fully licensed, bonded & insured

☒ 100% Satisfaction Guaranteed

☒ Family owned and operated since 1985

☒ Better Business Bureau A+ rated

☒ Non-Commission Employees

☒ Non-Franchise Company

☒ Third party verification by:

Call The Professionals!
(941) 729-0910
www.ProPlumbingDesign.com
Lic. # CFC 057045

\$10.00 OFF
Service

Cannot be used on minimum service charge and cannot be combined with any other discounts

SUB-FLOOR & FLOORING EXPERTS!

Sub-Floor Repairs



Laminate Flooring



STATE CERTIFIED GENERAL CONTRACTOR
CGC# 004138
STATE LICENSED MOBILE HOME CONTRACTOR
#IH/102549/1

FLORIDA

ANCHOR AND BARRIER
COMPANY

FREE
ESTIMATES

30
YEARS
EXPERIENCE


LICENSED
INSURED
BONDED

941.448.3577 800.681.3112



UPGRADE TO VINYL SIDING & WINDOWS!

- Low-maintenance
- Easy to Clean & Long-lasting
- Lightweight & Weather-resistant
- Resistant to Scratches & Dents
- Resistant to Insects
- Resistant to Mildew and Fungus.



If your siding is loose, cracked, or warped it may be time to replace it. Call us now for a **FREE QUOTE!**



WE CAN FIX YOUR SOFT FLOORS!

WE ALSO SPECIALIZE IN MOBILE HOME FLOORING REPAIRS, AND LAMINATE FLOORING.

FLORIDA
ANCHOR AND BARRIER
COMPANY



STATE CERTIFIED GENERAL
CONTRACTOR
#004138

STATE CERTIFIED
MOBILE HOME INSTALLER
#IH/102549/1

ESTIMATES ALWAYS FREE FAMILY OWNED & OPERATED

941.448.3577 800.681.3772



What's Happening in the Neighborhood?

Saturday Coffee Hour

Saturday Coffee Hour is held every **Saturday at 8:30 AM**. Currently, Coffee Hour will be held in the Yacht Club until the Auditorium restorations are complete. Watch for a Mailchimp notice for more updated information.



For the fee of \$1.00, you can enjoy coffee/tea and a donut. Most importantly, this is a great time to share information and converse with other residents who remain in the park during the summer months. There will be a 50/50 drawing every week that costs \$1.00 for three tickets. The holder of the winning ticket receives half of the money, and the rest of the cash helps to finance the expenses for this activity.

Irene Casey, Summer Coffee Chair



Coffee Talk

Get Well/Thinking of You/Sympathy Cards

This feature will be run throughout the year, sharing the names of those people who have received "We Care" cards from their friends and neighbors here in Tropic Isles.

Get-Well cards were sent to:

Karol Harding of Tampico Dr. (hip surgery)

Richard Belle of Capri Dr. (partial knee replacement)

Nancy Larsen of Montego Dr. (cataract surgery)

Roger Morgan of 12th St. W. (eyelid surgery)

Condolences were sent to:

Morgan and Yolanda Greek of Bimini Dr. on the passing of their grandson.

Julia and Randy Rice of Edessa Dr. on the passing of her brother.

Sharon Piper of Bahia Dr. on the passing of her husband, **Wendell**.

If you know of someone who needs a "Get Well" or "Sympathy" card, please send your requests to **Irene Casey** by **calling or texting her at 774-201-9444**.

Tropic Isles' Book Club



On **Tuesday, September 9** the Book Club will meet in the Yacht Club at 1 PM. The Tropic Isles' Book Club is looking for more members! Contact Irene Casey at 774-291-9444 with questions.

TI Book Club 2025 Book Selections

September: Death In the Air by Ram Murali

October: The Librarian of Burned Books by Brianna Labuskes

November: When the World Fell Silent by Donna Jones Alward (NEW)

December: The Five Wishes of Mr. Murray McBride by Joe Siple

Exercise and Wellness

WALKING AEROBICS

Aerobics is a fun activity that meets Monday-Friday at 8:00 AM in the Yacht Club. We use exercise CDs to do 2 miles of walking aerobics for heart health with some strength training (weights) mixed in. We vary the CDs that we use to keep interest and enthusiasm high. Weights are provided or you can bring your own. Come on down and get fit with some friendly people!



Cindy Shaw and Bev MacKenzie, Coordinators

FUN AND FITNESS



Are you looking for a less intense form of exercise, but would enjoy some mild strength training, stretching, and exercises to improve balance? Then join everyone for Fun and Fitness on **Monday, Tuesday, and Thursday at 9 AM** in the Yacht Club. Many of the exercises are good for people suffering from arthritis, back problems, or fibromyalgia. Get fit and have fun, too. Contact Paula Reid at 941-773-6711 with questions.

Your
MANUFACTURED & MOBILE HOME
Insurance Specialist

**Manufactured • Mobile
Park Model • Cars
Boats • Golf Carts**

Great Options...Great Prices



BASSINE
INSURANCE
AGENCY, LLC

909 Pondella Road., N. Ft. Myers, FL 33903
at the corner of Pondella Rd. & Orange Grove Blvd.

Phone 239-995-0333

E-mail: mh@bassineinsurance.com



AMS

WC INC.

Family Owned & Operated Since 1977

**NOW Serving
You From
Largo, FL!**

**Call Today!
800-282-3572
727-471-0820**

SERVING:
• Manatee
• Pinellas
• Pasco
• Hillsborough
• Hernando

The Very Best In: Window Replacement, Aluminum Roofers, & Enclosures



Window Replacements
Built for Florida's Climate



"Our new energy efficient windows installed by AMS are beautiful. Everything from start to finish was great."

C. Wallace
Pinellas County

Aluminum Roofers
Energy Star Compliant



"This is simply the best roof over system available. We love our new roof. Thanks you and your staff."

J. Howard
Pinellas County



Glass & Acrylic Enclosures
Turn your screen room into a livable lanai



"My husband and I now spend most of our time in our lovely lanai. No more rain or dirt. The workmanship is fabulous."

M. Lowery
Tampa

We also Specialize in Vinyl Siding • Carports • Sheds • Screen Rooms



**Serving your community for over 35 years.
Great Price • Great Products • Great Workmanship
Your neighbors have used us. How About You?**

Visit www.AMSOFFLA.com and view our informative video

FREE ESTIMATES
Evening & Weekend
Appointments Available

**FL State Certified • Licensed & Insured
General Contractor CG1515749 • Roofing Contractor CC C1329853**



**100% FINANCING
AVAILABLE**
(with approved credit)

SAVE TIME AND MONEY BY CALLING US TODAY TO GET YOUR PROJECT STARTED!

Citrus Homes Meadowood Homes of Florida



**Scan for
Virtual Tours
of All Models**

www.MyJacobsenHomes.com

Schedule a Tour to Our Sales & Model Center

5327 14th St. W

Bradenton, FL 34207

(1 Block South of SR 70 on US 41)



**JACOBSEN
HOMES**

(941) 758-3633

WE ARE FLORIDA'S #1 RETIREMENT COMMUNITIES PARTNER!

Out and About.... Around Town!



Keep Manatee Beautiful – First Tuesday & Saturday Cleanups



FIRST TUESDAY CLEANUPS

Tuesday, September 2 at 9:00 AM

Riverwalk Park
Bradenton

Tuesday, October 7 at 9:00 AM

Sutton Park
Palmetto

FIRST SATURDAY CLEANUPS

Saturday, September 6 at 9:00 AM

James Patton Park
5725 White Eagle Blvd.
Lakewood Ranch

Saturday, October 4 at 9:00 AM

Bayfront Park
310 N. Bay Dr.
Anna Maria

To volunteer and sign up for any location go to
www.manateebeautiful.com.

Manatee Performing Arts Center



Get ready for a hilarious high-energy spoof like no other! GUTENBERG! THE MUSICAL! September 4-21. The show follows two enthusiastic writers pitching their big Broadway dream—a historical epic about Johannes Gutenberg, the inventor of the printing press. With just hats, props, and wild imagination, they play every role in this over-the-top, laugh-out-loud musical. It's clever, chaotic, and full of heart. You won't want to miss this comedic gem!

Wednesday, Thursday, Friday, Saturday, and Sunday evening shows are at 7:30 PM. There are also Saturday and Sunday Matinees at 2:00 PM. The show is held in the smaller Bradenton Kiwanis Theater at the Performing Arts Center. Call 941-748-5875 for tickets.

Injured Wildlife? You can help!

If you see an injured bird or manatee, you can call Wildlife for Manatee County at 941-822-3272 or Wildlife, Inc. on Anna Maria Island at 941-778-6324. Keep these numbers near



your phone at home or put them into your cell phone in case you need them. **If you see injured birds in or around Tropic Isles, please**



call: Ilene Allina 941-307-4979 or Fred Allina 260-437-0118.

OR

FRIENDS OF THE PELICANS 941-447-0773

Keep these numbers handy to report an injured seabird.

Contact Jeanette Edwards 941-447-0773 and take a class on pelican rescue so you can join in.

Friends of the Pelicans

Bradenton

<https://www.friendsofthepelicans.org>

Save Our Seabirds

Sarasota

<https://www.saveourseabirds.org>

Seaside Seabird Sanctuary

Indian Shores (near St. Pete)

<https://seasideseabirdsanctuary.org>

Wildlife, Inc.

Anna Maria Island

<https://wildlifeinc.org>



Out and About.... Around Town!

Meals On Wheels Plus At Your Service!



Can you use a little help preparing meals or are in need of help purchasing food? Maybe Meals on Wheels can help!

Home-delivered Meals

This program provides nutritious Home-delivered Meals for those in need in our community. All Home-delivered Meals are approved by a registered dietitian and pureed meals are also available for individuals who have special needs. Eligibility requirements vary. **Please call 941-747-4655 for more information.**

Eligibility requirements vary based on the needs of each individual. The best way to determine your possible eligibility is to call 941-747-4655, complete the registration form, or visit the link below. Nutritious Home-delivered Meals may be available for those who meet one or more of the following criteria:

- Live in Manatee County, Florida
- 60+ years of age
- Homebound, socially isolated
- Have difficulty preparing meals or shopping for yourself
- Unable to attend a congregate nutrition site
- Lack funds to purchase nutritious food

Convenient Cuisine

Convenient Cuisine is a meal-delivery service available for just \$7.00 a meal and is available to any person living in Manatee County. They have heart-healthy meals, approximately 600 calories and are prepared with no added salt or sugar. Every meal comes with 1% low fat milk. Delivery time is between 10 AM-2 PM (4-hour window) once a week on your designated delivery day. The meals come frozen and microwavable.

Perfect for busy families or seniors looking for convenient meal options, this service makes meal planning a breeze! Our delicious and nutritious meals are just \$7.00 each and are delivered to your home by one of our trained volunteers.

Clients on the Convenient Cuisine program also have the option to receive free, fresh produce through our Produce on Wheels Program as well as pet food for their furry companions.

This is a flexible program. We will work with you to identify a delivery schedule that meets your needs. There is no contract. Cancel at any time by calling our customer services department at **941-747-4655**. Our meals are prepared by Metz Culinary School in Sarasota. Meals on Wheels PLUS of Manatee has the highest standards for program safety, program quality, and program efficiency. Call **941-747-4655** for more information or visit <https://mealsonwheelsplus.org/home-delivered-meals/registration>.

Think of Meals on Wheels PLUS in terms of a gigantic umbrella. Underneath the umbrella are all the PLUS programs including:

- **Home-delivered Meals**
- **The Food Bank of Manatee**
- **Daybreak Adult Day Center**
- **Friendship Dining Centers**

Funding for meals may be available. Call 941-747-4655 for more information, to determine possible eligibility, and to register for assistance. Other options are available:

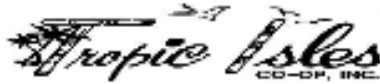
1. **Senior Connections 1-800-963-5337**. They may be able to help with home delivered meals at no cost.
2. Reach out to your Health Insurance and ask if under your benefits they happen to cover **"Nutrition Services"**.

Elder Helpline

When you are looking for information about programs and services for seniors, your first call should be to the Elder Helpline. The specialists at Elder Helpline are highly trained, caring professionals who can help seniors, their families, and caregivers find services they need and make informed decisions about such services. It is the starting point for getting connected with programs or services that can meet the needs of the older adult or caregiver. For more information contact **800-96-Elder** or **800-963-5337** or visit www.AgingFlorida.com. Their services include:

- In-Home Services for Seniors
- Nutrition and Meal Programs
- Screening and Medicaid Eligibility Assistance
- Long Term Care Services and Support
- Adult Day Care
- Health and Wellness Classes
- Rental/Housing Assistance
- Utility Payment Assistance
- Legal Assistance Providers
- Consumer Protection
- Transportation Providers
- Retirement
- Senior Employment
- Volunteer Opportunities





Architectural Review Committee [ARC] Application

This form must be submitted for any changes to the exterior of your lot or home.

Resident Name: _____ Lot# and/or Street Address: _____

Resident Contact Phone: (_____) _____ Project being done by: _____ Resident _____ Contractor

Contractor's name and phone: _____

Estimated start date of project: _____ Anticipated completion date: _____

Brief description of the project: _____

Signature: _____ Date: _____

INSTRUCTIONS: Attach a detailed, legible drawing and written description. You must show the location of your project in relation to compass North, to your home, the street, seawall and all adjacent or pertinent structures, including the description of the material and colors to be used and all actual dimensions.

BY SIGNING ABOVE, I HEREBY UNDERSTAND AND AGREE TO THE FOLLOWING CONDITIONS:

- No work will begin until written approval is received from the Co-Op. All work must be completed within 60 days from the approval date. If not completed in the required timeframe, you must request an extension in writing. All work will be done expeditiously once commenced and will be completed in a professional manner, minimizing interference with and inconvenience to other residents.
- Approval is not a guarantee of structural safety or engineering soundness.
- You must obtain all local building permits and abide by all codes and Rules and Regulations that apply. The City of Palmetto will not grant you a permit until you obtain approval from Tropic Isles Co-op, Inc. Copies of permits must be submitted to Tropic Isles Co-Op prior to commencement of any work.
- You are responsible for any damages to utilities and other property.
- Workman's Comp. Exemption or Waiver is not acceptable for contractors. Contractors must be licensed and carry Worker's Compensation AND Liability Insurance.
- If all of the necessary information is not submitted with your ARC application, you will be asked to re-submit a completed/amended application. When the amended application is received, your application date begins anew.
- Deviation from the approved plan will void any approvals and you may be required to deconstruct the project. Any unapproved work will result in a monetary penalty.
- Upon approval or denial of your ARC request, you will be contacted. Please pick up your letter at the Co-op Office after you have been contacted.
- If approved, it is your responsibility to coordinate with the ARC, Contractor, City Officials, and the Co-op Office. Don't start work until you receive all of your permits. Take all permits to the office.
- The ARC Committee does not determine boundary lines.
- Please allow 14-21 days after submittal to receive decision of ARC Committee.

Space below for use by Tropic Isles Staff and ARC only

3-COR approval process applicable: YES / NO
Committee Members Present Initials:

Manager approval process applicable: YES / NO

	Randy Blanton		Steve Tourtillotte		Catherine Sweeney
	Mike McBride				

Decision of the ARC Committee:

_____ APPROVED

_____ APPROVED with stipulations: _____

_____ DENIED for the following reason(s): _____

Date: _____ AUTHORIZED SIGNATURE(S): _____ / _____


BUILDING PERMIT REQUIRED: YES / NO

**Resident signature acknowledging receipt
Of completed application:**

_____ Date: _____

Completed application and all supporting information must be received at least 7 days prior to ARC meeting. Any modifications performed without ARC approval are subject to \$250.00 penalty.

CROSSWORD



Puzzle compiled by Bianca Morèl

Clues:

Across

- 7 Ornate style
- 8 Avis offering
- 9 Adroit
- 10 Astronaut
- 11 Akin
- 13 Plait
- 15 Bay window
- 16 Protective spec's
- 18 Petitioner
- 19 Tropical root
- 21 Scold
- 22 Current

Down

- 1 Drill
- 2 Brazilian, e.g. (5,8)
- 3 File
- 4 Zagreb resident
- 5 Asking questions
- 6 Smithsonite
- 12 Enlisted man
- 14 Race
- 17 Be silent, in music
- 20 Horse colouring

(solution on page 42)

Puzzle from <https://www.printable-puzzles.com/>



Greetings Fellow Shareholders and Homeowners,

If you have **any changes or updates**, please complete this (**PLEASE PRINT CLEARLY**) and return this form to the office as soon as possible. This information will be used to update the Tropic Isles resident directory and database.

Resident Owner Names: _____

Residing In Tropic Isles: (circle one) Full-Time or Part-Time Own Multiple Properties: Yes or No

Tropic Isles' 1st Address: _____

Tropic Isles' 2nd Address: _____

Do you rent your home to a tenant? Yes or No (If Yes, Address) _____

Residents Updated Contact Information:

Name: _____ Home/Cell/Northern # Email: _____

Name: _____ Home/Cell/Northern # Email: _____

Additional: _____

Preferred Email for Park e-blasts: _____

Off Season Address: _____

It is the owner's responsibility to provide an updated mailing address to the office. Please remember to sign in and out when you leave the community for season.

Family Emergency Contact: A person who can make decisions regarding health needs, living concerns, etc.

Name: _____

Phone #: _____ **Relationship:** _____

Local Emergency Contact: Someone you trust to have your key in case of emergencies such as fire, flood, hurricane; water leaks, boat issues, etc.

Name: _____ **Phone#:** _____

Thank you for your cooperation.

Tropic Isles Co-Op
Frontdesk@tropicisles.net

Architectural Review Committee (ARC) Procedure

ARC approval is needed for **ANY** improvements that happen outside of your door—on your home, dock, or lot. The ARC procedure is as follows:

1. ARC application forms are available in the Office and on the website www.tropicisles.net. Fill out an ARC application and submit it to the office. Make sure to include diagrams, drawings, or photos as needed. If possible, please show the neighbor's homes and the distance from each. Include the labels N, S, E, and W on your diagrams.
2. All applications must be logged in at the Office and assigned a date for review by the ARC Committee or 3-COR.
3. The ARC approval process begins with a preliminary review by a 3-person team, referred to as 3-COR. Simple improvements and replacement issues may be approved by this group and not require a review by the full ARC committee.
4. The ARC Committee needs a week to review the application and go to the lot before the next meeting date.
5. If there is not enough time to do this, you will have to wait for a future date.
6. You will be notified when your request is placed on the agenda for an ARC meeting. ARC Meetings are held as needed and announced via MailChimp. You are encouraged to attend that meeting.

7. After the meeting, you will be notified, by phone or in writing, as to whether your request is approved or denied.
8. If denied, you can appeal the decision to the Board of Directors, if you so choose.
9. **To obtain a permit from the City, you must first receive the Architectural Review Application approval, signed by the ARC committee and the Manager.**
10. **You must also provide a copy of all required permits to the Office.**
11. **BOTH THE ARC APPLICATION AND THE CITY PERMIT NEED TO BE POSTED ON THE FRONT OF THE HOME BEFORE THE WORK CAN BEGIN.**
12. NO WORK should begin on your project until your final approval letter from the Office is received. If you fail to get ARC approval for your project before you begin, you may be asked to deconstruct it and/or a fine of \$100 can be imposed. Contact Steve Tourtilotte at 860-682-7656 with any questions you may have.


ARC Committee Members

Steve Tourtilotte-Chairman
Randy Blanton
Mike McBride
Cathy Sweeney
Drew Doll-Board Liaison

Meeting Dates

3-COR Meetings are on the 1st and 3rd Wednesdays of the month.
ARC Meetings are held on an "as-needed" basis.

CROSSWORD SOLUTION



HURRICANE SEASON IS HERE!

Please secure all loose items outside of your home if you are going to be away for more than a week.
Protect your home and your neighbors' homes.

Oh, The Places You'll Go

VISIT TO COLORADO

FLORES DR. MEETUP AT SACO BAY, MAINE



Beate and Hans Ulrich and Terry and Dennis Foley watched lobstermen bring in their catch from Saco Bay in southern Maine. The Ulrichs continued on an RV trip throughout New England. They also visited Liz and George Pennachio in Meredith, NH.



Bob and Cindy Shaw spent 11 fantastic days in Rocky Mountain National Park visiting the Alluvial Fan and other beautiful sights. They also hiked to St. Mary's Glacier in Idaho Springs, CO.

BISMARCK ROOFING & CONSTRUCTION



Fall Roof Sale

Expert Installation of All Types of Roofs

Installed TPO • Shingle • Metal • Repairs

MANUFACTURED HOME EXPERTS

Deal direct with Owner/Operator - Call Today!

Call now for a Free Roof Assessment or Estimate

941-800-8557

www.bismarckroofs.com
scott@bismarckroofs.com

ON THE MARK... WITH BISMARCK

CCC1336896



*Enjoy The Outdoors.
Be Sun Smart.*

Call To Schedule Your Free Skin Cancer Screening!

New Patients Only | Offer Expires 11/30/25 | Code - TI

Floridadermatology[®]
AND SKIN CANCER CENTERS
EXPERIENCE THE MOHS FELLOWSHIP DIFFERENCE
Trust is more than skin deep
www.FLDSCC.com

Palmetto | 855.353.7546
6821 Buffalo Road,
Palmetto, FL 34221

**Tropic-Air
Conditioning inc.**

www.TropicAirFL.com

LIC# CAC1814122



**24/7
Service
Available**



Installation, Maintenance & Repair Priced Right!

FINANCING AVAILABLE

**FREE Service Call
With Paid Repair**

Must present ad. Offers cannot be
combined. Restrictions may apply.
Expires 9/30/25

**Best
Deal**

\$49⁹⁵

**Maintenance
Special* (reg. \$79)**

Must present ad. Offers cannot be
combined. Restrictions may apply.
Expires 9/30/25

HVAC Installation, Maintenance & Repair | Duct Cleaning | Attic Insulation

**We honor all
manufacturers
warranties**

CALL TODAY FOR YOUR FREE ESTIMATE!

941-751-2653

**ASK ABOUT
UV LIGHT!**