

COSHH Assessment Sapphire Paste (L3)

If you are unsure how to read a CoSHH assessment, please contact your local SHEQ Advisor.

Division: Pest Control Partnership & All Business Units

Site / Location: As Required

Supplier details: LODI UK, Pensnett Trading Estate 3rd Avenue, West Midlands, DY6 7FD Kingswinford United Kingdom

Manufacturer details: LODI UK, Pensnett Trading Estate 3rd Avenue, West Midlands, DY6 7FD Kingswinford United Kingdom

Tel. [01384 404242](tel:01384404242)

Competent person responsible for the safety data sheet: matt@lodi-uk.com

Emergency telephone number:

NPIS (National Poison Centre) - Birmingham Unit

[To be called by medical staff or physicians]

City Hospital, Birmingham, B18 7QH, UK

Tel: 0344 892 0111

Name of substance and any supplier reference numbers:

Sapphire Paste

Process description:

Sapphire Paste is a ready-to-use rodenticide bait containing 0.004% brodifacoum pasta sachet formulation. It is used for controlling brown rats and house mice. The product is to be used in and around buildings and in burrows.


Application:




























For rat infestations, use bait points of 60g placed 10m apart, reducing to 60g in each bait point in 5m apart in high infestations. In burrows, 60-100g to be placed in each burrow.

For mouse infestations, use bait points of 10g placed 5m apart, reducing to 10g per bait point placed at 3m apart in high infestations.


Baits should be securely deposited to minimize the risk of consumption by non-target animals and should be placed in bait stations or other covered bait points.


The Pest Control Partnership Integrated Management System


Number of personnel exposed	Direct	Indirect	Client	Subcontractor	Public	Others
	1	0	0	0	0	0
Substances used / exposed to?	Quantity used	Frequency	SDS Yes/No	WEL	Hazards	Exposure route
Brodifacoum 0.004%	As per product label following site survey.	As per product label following site survey.	Yes	N/A		Ingestion Skin Contact
Do any of the substances produce a significant risk to health?		Hazard statements: H360D May damage the unborn child. H373 May cause damage to organs through prolonged or repeated exposure (Free user organs phrase 048) Precautionary statements – Prevention: P201 Obtain special instructions before use. P202 Do not handle until all safety precautions have been read and understood. P280 Wear protective gloves/protective clothing/eye protection/face protection/hearing protection/ ... Precautionary statements – Response: P308 + P313 IF exposed or concerned: Get medical advice/attention. P314 Get medical advice/attention if you feel unwell.				
Can any of the substances be replaced with less hazardous substances?		Yes – a multi feed anticoagulant can be used.				
What measures are provided to control the risk?						

Ventilation	General																														
PPE – state the type.	<p>Tick the PPE Required:</p> <table border="1"> <tr> <td></td> <td></td> <td></td> <td></td> <td></td> <td></td> <td></td> <td></td> <td></td> </tr> <tr> <td>Face Visor</td> <td>Goggles</td> <td>Safety Glasses</td> <td>Safety Shoes</td> <td>Overall/Uniform</td> <td>Apron (coveralls)</td> <td>Dust Mask</td> <td>Fume/Vapour Half face Mask</td> <td>Protective Gloves</td> </tr> <tr> <td></td> <td></td> <td></td> <td>✓</td> <td>✓</td> <td></td> <td></td> <td></td> <td>✓</td> </tr> </table> <p>Notes:</p> <p>Hand protection: Disposable nitrile gloves (conforming to EN 374).</p> <p>Skin Protection: Avoid contact with skin. Wear suitable gloves, overalls, company uniform and safety boots.</p>													Face Visor	Goggles	Safety Glasses	Safety Shoes	Overall/Uniform	Apron (coveralls)	Dust Mask	Fume/Vapour Half face Mask	Protective Gloves				✓	✓				✓
																															
Face Visor	Goggles	Safety Glasses	Safety Shoes	Overall/Uniform	Apron (coveralls)	Dust Mask	Fume/Vapour Half face Mask	Protective Gloves																							
			✓	✓				✓																							
Management Controls Refer to the hierarchy of control in procedure PCP(P)006, page 3	<ul style="list-style-type: none"> • Use only in accordance with directions on the label. • All containers are inspected for damage or leakage on delivery. • Store in a cool, dry, well-ventilated area on dry racking. Product not to be stored outside of the original container unless a statutory warning label is attached. Not to be stored in any amounts and in any area other than PCP/BUs stores or service vehicles. • Product only to be transported in PCP/BUs vehicles fitted with bulkhead separating product from passengers and driver. If no bulkhead is in the vehicle, then the product must be kept in a leak-resistant plastic container. The product must be secured to avoid spillage. • Appropriate PPE must always be used when handling the product. • Do not smoke, eat, or drink when handling this product. Wash hands and exposed skin after use. • Product must be stored in the original labelled container, tightly closed in a safe place under lock and key. • Dispose of unwanted product and empty packaging in accordance with local regulations and PCP waste procedure / approved contractor G4G. Telephone: 03300229045 email: bookings@go4greener.co.uk Do not re-use the container for any other purpose. • Shake well prior to use. 																														
Are the control measures adequate?	Yes																														
Is health surveillance required?	No																														

(Consult your local SHEQ Advisor)	
Are there any specific emergency procedures necessary related to the use or storage of any of the substances?	<p>Extinguishing Media: Suitable extinguishing media include water and carbon dioxide. No specific extinguishing media are restricted.</p> <p>Special Hazards: Burning produces heavy smoke.</p> <p>Advice for Firefighters: Use suitable breathing apparatus. Collect contaminated fire extinguishing water separately and do not discharge it into drains. Move undamaged containers from the immediate hazard area if it can be done safely.</p>
Are there any specific requirements related to the disposal of any of the substances in use?	Dispose of product in accordance with current regulations using PCP/BUs Preferred waste Contractor G4G. Telephone: 03300229045 email: bookings@go4greener.co.uk
What information, instruction and training are required for operatives using the substance or carrying out the process?	<ul style="list-style-type: none"> • All operatives are required to complete a Health & Safety induction (including training on correct use of PPE, storage, and transport of pest control products), training, and receive instruction and assessment in the use of substance before being deemed competent to carry out the process. • Operatives instructed to follow CoSHH and Risk Assessment in the transport, storage, and application of substance. • Risk Assessment on rodenticide use available on Smart Phone / SharePoint and in site folder (if applicable). • CoSHH Assessment for product available on Smart Phone / SharePoint and in site folder (if applicable). • Manufacturer's Safety Data Sheet available from: <ol style="list-style-type: none"> 1. Log on to PCP/BUs SharePoint System/Smart Phones 2. Contact PCP/BUs by e-mail: pcpsheq@pestcp.com 3. Contact supplier by telephone: 01384 404242
First aid measures in the event of accidental exposure?	<p>Skin Contact: Rinse immediately with plenty of running water and soap. Remove contaminated clothing immediately.</p> <p>Eye Contact: Rinse immediately with plenty of water for 15-20 minutes. Seek medical advice.</p> <p>Ingestion: Do not induce vomiting. Consult a physician immediately and show the label. The antidote is Vitamin K1, administered under medical supervision.</p> <p>Inhalation: Remove the casualty to fresh air and keep warm and at rest. If faintness occurs, consult a physician.</p>
When was the information, instruction and training provided?	<p>Enter who provided the training and date?</p> <p>Refer to technicians training record.</p>

The Pest Control Partnership Integrated Management System		
 Pest Control PARTNERSHIP <small>PEOPLE, ENVIRONMENT, SERVICE, TECHNOLOGY</small>	Document No.:	L3
	Date Issued:	01/03/2025 V1
	Issuing Authority:	SHEQ
FOR REFERENCE ONLY. All printed copies are uncontrolled		

CoSHH Assessor	Print Name: Paul Taylor – Group Director SHEQ	Signature: 
Date of assessment	01/03/2025	Date for review. 01/03/2026

The Pest Control Partnership Integrated Management System		
 Pest Control PARTNERSHIP <small>PEOPLE, ENVIRONMENT, SERVICE, TECHNOLOGY</small>	Document No.:	L3
	Date Issued:	01/03/2025 V1
	Issuing Authority:	SHEQ
FOR REFERENCE ONLY. All printed copies are uncontrolled		