

# COSHH Assessment Harmonix Paste (L2)

If you are unsure how to read a CoSHH assessment, please contact your local SHEQ Advisor.

**Division:** Pest Control Partnership & All Business Units

**Site / Location:** As Required

**Supplier details:** LODI UK, Pensnett Trading Estate 3rd Avenue, West Midlands, DY6 7FD Kingswinford United Kingdom

**Manufacturer details:** Envu, 230 Cambridge Science Park Milton Road Cambridge Cambridgeshire CB4 0WB United Kingdom

**Tel.** 00800-1214 9451

**Competent person responsible for the safety data sheet:** Bayer Environmental

**Emergency telephone number:** 00800 1020 3333 (24 hr)

NPIS (National Poison Centre) - Birmingham Unit

[To be called by medical staff or physicians]

City Hospital, Birmingham, B18 7QH, UK

Tel: 0344 892 0111

**Name of substance and any supplier reference numbers:**

Harmonix Paste

**Process description:**

Harmonix Paste is a ready-to-use rodenticide bait containing 0.077% w/w cholecalciferol in a pasta sachet formulation. It is used for controlling rats and mice in and around buildings, open areas and waste dumps in covered and protected baiting points and in burrows.


**Application:**




























**For rat infestations,** 100-200g (5-10 sachets) 3-10m apart in tamper resistant bait stations. For low rat infestations 100-200g (5-10 sachets) 10-20m apart in tamper resistant bait stations.

**For burrow baiting** – as per bait station – rats 5-10 sachets. Cover or block the entrances of baited burrows to reduce the risks of bait being rejected and spilled.


**For mouse infestations,** 1 x 20g sachet in tamper resistant bait stations 2-5m apart. For low mice infestations 1 x 20g sachet in tamper resistant bait stations every 5-20m apart.


**Baits** should be securely deposited to minimize the risk of consumption by non-target animals and should be placed in bait stations or other covered bait points.

The Pest Control Partnership Integrated Management System		
 <b>Pest Control</b> <b>PARTNERSHIP</b> <small>PEOPLE, ENVIRONMENT, SERVICE, TECHNOLOGY</small>	Document No.:	L2
	Date Issued:	01/03/2025 V1
	Issuing Authority:	SHEQ
FOR REFERENCE ONLY. All printed copies are uncontrolled		

Number of personnel exposed	Direct	Indirect	Client	Subcontractor	Public	Others																											
	1	0	0	0	0	0																											
Substances used / exposed to?	Quantity used	Frequency	SDS Yes/No	WEL	Hazards	Exposure route																											
Cholecalciferol 0.077%	As per product label following site survey.	As per product label following site survey.	Yes	N/A		Ingestion  Skin Contact																											
Do any of the substances produce a significant risk to health?		<b>Hazard statements:</b> <b>Yes – No antidote for accidental poisoning of non-target species.</b>																															
Can any of the substances be replaced with less hazardous substances?		<b>Yes – the use of an anticoagulant with antidote of vitamin K1</b>																															
<b>What measures are provided to control the risk?</b>																																	
<b>Ventilation</b>	General																																
<b>PPE – state the type.</b>	Tick the PPE Required: <table border="1"> <tr> <td></td> <td></td> <td></td> <td></td> <td></td> <td></td> <td></td> <td></td> <td></td> </tr> <tr> <td>Face Visor</td> <td>Goggles</td> <td>Safety Glasses</td> <td>Safety Shoes</td> <td>Overall/Uniform</td> <td>Apron (coveralls)</td> <td>Dust Mask</td> <td>Fume/Vapour Half face Mask</td> <td>Protective Gloves</td> </tr> <tr> <td></td> <td></td> <td></td> <td>✓</td> <td>✓</td> <td></td> <td></td> <td></td> <td>✓</td> </tr> </table>															Face Visor	Goggles	Safety Glasses	Safety Shoes	Overall/Uniform	Apron (coveralls)	Dust Mask	Fume/Vapour Half face Mask	Protective Gloves				✓	✓				✓
																																	
Face Visor	Goggles	Safety Glasses	Safety Shoes	Overall/Uniform	Apron (coveralls)	Dust Mask	Fume/Vapour Half face Mask	Protective Gloves																									
			✓	✓				✓																									
Notes: <b>Hand protection:</b> Disposable nitrile gloves (conforming to EN 374). <b>Skin Protection:</b> Avoid contact with skin. Wear suitable gloves, overalls, company uniform and safety boots.																																	

<b>Management Controls</b>  Refer to the hierarchy of control in procedure PCP(P)006, page 3	<ul style="list-style-type: none"> <li>• Use only in accordance with directions on the label.</li> <li>• All containers are inspected for damage or leakage on delivery.</li> <li>• Store in a cool, dry, well-ventilated area on dry racking. Product not to be stored outside of the original container unless a statutory warning label is attached. Not to be stored in any amounts and in any area other than PCP/BUs stores or service vehicles.</li> <li>• Product only to be transported in PCP/BUs vehicles fitted with bulkhead separating product from passengers and driver. If no bulkhead is in the vehicle, then the product must be kept in a leak-resistant plastic container. The product must be secured to avoid spillage.</li> <li>• Appropriate PPE must always be used when handling the product.</li> <li>• Do not smoke, eat, or drink when handling this product. Wash hands and exposed skin after use.</li> <li>• Product must be stored in the original labelled container, tightly closed in a safe place under lock and key.</li> <li>• Dispose of unwanted product and empty packaging in accordance with local regulations and PCP waste procedure / approved contractor G4G. Telephone: 03300229045 email: <a href="mailto:bookings@go4greener.co.uk">bookings@go4greener.co.uk</a> Do not re-use the container for any other purpose.</li> <li>• Shake well prior to use.</li> </ul>
<b>Are the control measures adequate?</b>	<b>Yes</b>
<b>Is health surveillance required?</b>  (Consult your local SHEQ Advisor)	<b>No</b>
<b>Are there any specific emergency procedures necessary related to the use or storage of any of the substances?</b>	<p><b>Extinguishing Media:</b> Suitable extinguishing media include water and carbon dioxide. No specific extinguishing media are restricted.</p> <p><b>Special Hazards:</b> Burning produces heavy smoke.</p> <p><b>Advice for Firefighters:</b> Use suitable breathing apparatus. Collect contaminated fire extinguishing water separately and do not discharge it into drains. Move undamaged containers from the immediate hazard area if it can be done safely.</p>
<b>Are there any specific requirements related to the disposal of any of the substances in use?</b>	Dispose of product in accordance with current regulations using PCP/BUs Preferred waste Contractor G4G. Telephone: 03300229045 email: <a href="mailto:bookings@go4greener.co.uk">bookings@go4greener.co.uk</a>
<b>What information, instruction and training are required for operatives using the substance or carrying out the process?</b>	<ul style="list-style-type: none"> <li>• All operatives are required to complete a Health &amp; Safety induction (including training on correct use of PPE, storage, and transport of pest control products), training, and receive instruction and assessment in the use of substance before being deemed competent to carry out the process.</li> <li>• Operatives instructed to follow CoSHH and Risk Assessment in the transport, storage, and application of substance.</li> </ul>

The Pest Control Partnership Integrated Management System		
	Document No.:	L2
	Date Issued:	01/03/2025 V1
	Issuing Authority:	SHEQ
FOR REFERENCE ONLY. All printed copies are uncontrolled		

	<ul style="list-style-type: none"> <li>• Risk Assessment on rodenticide use available on Smart Phone / SharePoint and in site folder (if applicable).</li> <li>• CoSHH Assessment for product available on Smart Phone / SharePoint and in site folder (if applicable).</li> <li>• Manufacturer's Safety Data Sheet available from:             <ol style="list-style-type: none"> <li>1. Log on to PCP/BUs SharePoint System/Smart Phones</li> <li>2. Contact PCP/BUs by e-mail: <a href="mailto:pcpsheq@pestcp.com">pcpsheq@pestcp.com</a></li> <li>3. Contact supplier by telephone: <a href="tel:01384404242">01384 404242</a></li> </ol> </li> </ul>
<b>First aid measures in the event of accidental exposure?</b>	<p><b>Skin Contact:</b> Rinse immediately with plenty of running water and soap. Remove contaminated clothing immediately.</p> <p><b>Eye Contact:</b> Rinse immediately with plenty of water for 15-20 minutes. Seek medical advice.</p> <p><b>Ingestion:</b> Do not induce vomiting. Consult a physician immediately and show the label.</p> <p><b>Inhalation:</b> Remove the casualty to fresh air and keep warm and at rest. If faintness occurs, consult a physician.</p>
<b>When was the information, instruction and training provided?</b>	<p>Enter who provided the training and date?</p> <p><b>Refer to technicians training record.</b></p>
<b>CoSHH Assessor</b>	<div> <div> Print Name: Paul Taylor – Group Director SHEQ </div> <div> Signature:  </div> </div>
<b>Date of assessment</b>	<div> <div>01/03/2025</div> <div>Date for review. 01/03/2026</div> </div>