

COSHH Assessment Digrain C40 WP (L19)

If you are unsure how to read a CoSHH assessment, please contact your local SHEQ Advisor.

Division: Pest Control Partnership & All Business Units

Site / Location: As Required

Supplier details: LODI UK, Pensnett Trading Estate 3rd Avenue, West Midlands, DY6 7FD Kingswinford United Kingdom

Manufacturer details LODI UK, Pensnett Trading Estate 3rd Avenue, West Midlands, DY6 7FD Kingswinford United Kingdom

Tel. . [01384 404242](tel:01384404242)

Competent person responsible for the safety data sheet: matt@lodi-uk.com

Emergency telephone number: 0344 892 0111

NPIS (National Poison Centre) - Birmingham Unit

[To be called by medical staff or physicians]

City Hospital, Birmingham, B18 7QH, UK

Tel: 0344 892 0111

Name of substance and any supplier reference numbers:


Digrain C40 WP 20 x 20g sachets

Process description:

DIRECTIONS FOR USE: Add 1-2 litres of clean water to the sprayer and then add the product according to the table below. Use the blue scoop provided with this pack for dispensing the product. A 'rounded' scoop of product measures approximately 10g. Add the remainder of the water. Shake the sprayer to mix contents.

Apply as a coarse low pressure spray. Make up spray as required. Do not store prepared spray overnight.

1 litre of ready-for-use spray treats 25 square metres of sprayable surface. Shake sprayer to re-mix contents if spraying is interrupted for more than 30 minutes. Do not use spray near electrical appliances, light fittings or switches.

The Pest Control Partnership Integrated Management System		
	Document No.:	L19
	Date Issued:	01/03/2025 V1
	Issuing Authority:	SHEQ
FOR REFERENCE ONLY. All printed copies are uncontrolled		

APPLY AS A COARSE LOW PRESSURE SPRAY AS FOLLOWS:

Fleas: Before treatment, vacuum the area. Seal the vacuum bag and dispose of in the refuse. Apply spray to carpets and soft furnishings, including the underside of cushions, and to areas regularly occupied by domestic animals.

Bedbugs: Apply spray to harbourages and resting places on bed frames, headboards and to cracks and crevices around or near the sleeping area. Pay special attention to any loose wall coverings near the sleeping area and to cracks and crevices in bedroom fittings and furniture. Treat under loose floor coverings, and around door frames, picture frames and wall cupboards etc.

Cockroaches and Silverfish: Spray areas where these insects are found, such as skirting boards, storage areas, closets around water pipes, door frames, window frames, around and behind refrigerators, cabinets, sinks, stoves and the underside of drawers and shelves and to cracks and crevices behind wall-mounted units or fixtures.

Ants: Spray 'trails' and around doors, windows or where accumulations of ants are seen.

Woodlice, Millipedes & Centipedes: Spray window and door frames and damp areas in or around 'out-houses' and storage areas.





Houseflies, Cluster-flies and Mosquitoes: Apply spray to walls, ceilings and areas where pests rest. Do not treat exposed food or food preparation areas.


Wasps: Spray the nest entrance and the surfaces upon which wasps alight

CRAWLING INSECTS Routine treatment: 10g to 5 litres. Maintenance or 'spot' treatment


Heavy infestations: 20g to 5 litres. Attack or clean-out' treatment




























FLYING INSECTS Routine treatment: 10g to 5 litres For the control of 'resting insects'

Number of personnel exposed	Direct	Indirect	Client	Subcontractor	Public	Others
	1	0	0	0	0	0
Substances used / exposed to?	Quantity used	Frequency	SDS Yes/No	WEL	Hazards	Exposure route
Cypermethrin 40%	As per product label following site survey.	As per product label following site survey.	Yes	N/A	   	Ingestion Eye contact Skin Contact Inhalation


The Pest Control Partnership Integrated Management System		
	Document No.:	L19
	Date Issued:	01/03/2025 V1
	Issuing Authority:	SHEQ
FOR REFERENCE ONLY. All printed copies are uncontrolled		

<p>Do any of the substances produce a significant risk to health?</p>	<p>Hazard statements:</p> <p>H302 - Harmful if swallowed. H318 - Causes serious eye damage. H335 - May cause respiratory irritation. H373 - May cause damage to organs (nervous system) through prolonged or repeated exposure (if swallowed). H410 - Very toxic to aquatic life with long lasting effects.</p> <p>Precautionary statements (CLP): P305+P351+P338+P310 - IF IN EYES: Rinse cautiously with water for several minutes. Remove contact lenses, if present and easy to do. Continue rinsing. Immediately call a POISON CENTER, a doctor. P312 - Call a POISON CENTER, doctor if you feel unwell. P314 - Get medical advice/attention if you feel unwell. P330 - Rinse mouth. P331 - Do NOT induce vomiting. P342+P311 - If experiencing respiratory symptoms: Call a POISON CENTER, doctor. P391 - Collect spillage. P405 - Store locked up. P501 - Dispose of contents/container in accordance with national regulations. contents and container hazardous or special waste collection point, in accordance with local, regional, national and/or international regulation.</p> <p>P304+P340 - IF INHALED: Remove person to fresh air and keep comfortable for breathing. P301+P310 - IF SWALLOWED: Immediately call a POISON CENTER, a doctor. P280 - Wear protective clothing, eye protection, face protection, protective gloves. P273 - Avoid release to the environment. P270 - Do not eat, drink or smoke when using this product. P264 - Wash Skin thoroughly after handling. P260 - Do not breathe dust. P103 - Read carefully and follow all instructions. P102 - Keep out of reach of children. P101 - If medical advice is needed, have product container or label at hand.</p> <p>EUH-statements: EUH208 - Contains DISODIUM MALEATE. May produce an allergic reaction.</p> <p>Extra phrases: Use of protective gloves is required for Professional users only. The most relevant P Phrase statements based on Pack Size and End User are on product labels. Additional P Phrase statements are included on the SDS for information only.</p>
<p>Can any of the substances be replaced with less hazardous substances?</p>	<p>Yes – use a product containing a pyrethrin.</p>

The Pest Control Partnership Integrated Management System		
	Document No.:	L19
	Date Issued:	01/03/2025 V1
	Issuing Authority:	SHEQ
FOR REFERENCE ONLY. All printed copies are uncontrolled		

What measures are provided to control the risk?																															
Ventilation	General																														
PPE – state the type.	Tick the PPE Required: <table border="1"> <tr> <td></td> <td></td> <td></td> <td></td> <td></td> <td></td> <td></td> <td></td> <td></td> </tr> <tr> <td>Face Visor</td> <td>Goggles</td> <td>Safety Glasses</td> <td>Safety Shoes</td> <td>Overall/Uniform</td> <td>Apron (coveralls)</td> <td>Dust Mask</td> <td>Fume/Vapour Half face Mask</td> <td>Protective Gloves</td> </tr> <tr> <td></td> <td>✓</td> <td></td> <td>✓</td> <td>✓</td> <td></td> <td></td> <td>✓</td> <td>✓</td> </tr> </table>													Face Visor	Goggles	Safety Glasses	Safety Shoes	Overall/Uniform	Apron (coveralls)	Dust Mask	Fume/Vapour Half face Mask	Protective Gloves		✓		✓	✓			✓	✓
																															
Face Visor	Goggles	Safety Glasses	Safety Shoes	Overall/Uniform	Apron (coveralls)	Dust Mask	Fume/Vapour Half face Mask	Protective Gloves																							
	✓		✓	✓			✓	✓																							
Notes: Hand protection: Disposable nitrile gloves (conforming to EN 374). Skin Protection: Avoid contact with skin. Wear suitable gloves, overalls, company uniform and safety boots. Eye protection: Wear safety goggles when using half face mask with suitable filters as advised by manufacturer Eye protection: Wear full face respirator with suitable filters as advised by manufacturer.																															
Management Controls Refer to the hierarchy of control in procedure PCP(P)006, page 3	<ul style="list-style-type: none"> • Use only in accordance with directions on the label. • All containers are inspected for damage or leakage on delivery. • Store in a cool, dry, well-ventilated area on dry racking. Product not to be stored outside of the original container unless a statutory warning label is attached. Not to be stored in any amounts and in any area other than PCP/BUs stores or service vehicles. • Product only to be transported in PCP/BUs vehicles fitted with bulkhead separating product from passengers and driver. If no bulkhead is in the vehicle, then the product must be kept in a leak-resistant plastic container. The product must be secured to avoid spillage. • Appropriate PPE must always be used when handling the product. • Do not smoke, eat, or drink when handling this product. Wash hands and exposed skin after use. • Product must be stored in the original labelled container, tightly closed in a safe place under lock and key. • Dispose of unwanted product and empty packaging in accordance with local regulations and PCP waste procedure / approved contractor G4G. Telephone: 03300229045 email: bookings@go4greener.co.uk Do not re-use the container for any other purpose. • Shake well prior to use. 																														

Are the control measures adequate?	Yes
Is health surveillance required? (Consult your local SHEQ Advisor)	No
Are there any specific emergency procedures necessary related to the use or storage of any of the substances?	<p>Extinguishing media</p> <p>Suitable extinguishing media: Dry chemical powder, Alcohol-resistant foam, Carbon dioxide (CO2).</p> <p>Special hazards arising from the substance or mixture:</p> <p>Hazardous decomposition products in case of fire: Toxic fumes may be released.</p> <p>Advice for firefighters Protection during firefighting: Do not attempt to take action without suitable protective equipment. Self-contained breathing apparatus.</p> <p>Complete protective clothing.</p>
Are there any specific requirements related to the disposal of any of the substances in use?	Dispose of product in accordance with current regulations using PCP/BUs Preferred waste Contractor G4G. Telephone: 03300229045 email: bookings@go4greener.co.uk
What information, instruction and training are required for operatives using the substance or carrying out the process?	<ul style="list-style-type: none"> All operatives are required to complete a Health & Safety induction (including training on correct use of PPE, storage, and transport of pest control products), training, and receive instruction and assessment in the use of substance before being deemed competent to carry out the process. Operatives instructed to follow CoSHH and Risk Assessment in the transport, storage, and application of substance. Risk Assessment on insecticide use available on Smart Phone / SharePoint and in site folder (if applicable). CoSHH Assessment for product available on Smart Phone / SharePoint and in site folder (if applicable). Manufacturer's Safety Data Sheet available from: <ol style="list-style-type: none"> Log on to PCP/BUs SharePoint System/Smart Phones Contact PCP/BUs by e-mail: pcpsheq@pestcp.com Contact supplier by telephone: 01384 404242

The Pest Control Partnership Integrated Management System		
	Document No.:	L19
	Date Issued:	01/03/2025 V1
	Issuing Authority:	SHEQ
FOR REFERENCE ONLY. All printed copies are uncontrolled		

First aid measures in the event of accidental exposure?	<p>First-aid measures general: Call a poison centre or a doctor if you feel unwell.</p> <p>First-aid measures after inhalation: Remove person to fresh air and keep comfortable for breathing. Loosen tight clothing such as a collar, tie, belt or waistband. Get medical advice/attention if you feel unwell.</p> <p>First-aid measures after skin contact: Wash skin with plenty of water. Take off contaminated clothing. If skin irritation or rash occurs: Get medical advice/attention.</p> <p>First-aid measures after eye contact: In case of contact with eyes, rinse immediately with plenty of water and seek medical advice. Remove contact lenses, if present and easy to do. Continue rinsing.</p> <p>First-aid measures after ingestion: Rinse mouth out with water. Give a few small glasses of water or milk to drink. If vomiting occurs, the head should be kept low so that vomit does not enter the lungs. If unconscious, place in the recovery position and seek medical advice. Obtain emergency medical attention. Do not induce vomiting.</p> <p>Symptoms/effects: The severity of the symptoms described will vary dependent on the concentration and the length of exposure.</p> <p>Symptoms/effects after inhalation: May cause headache and dizziness.</p> <p>Symptoms/effects after skin contact: May cause an allergic skin reaction. Prolonged or repeated contact may cause skin to become dry.</p> <p>Symptoms/effects after eye contact: Causes serious eye damage. redness, itching, tears.</p> <p>Symptoms/effects after ingestion: May cause stomach cramps and vomiting</p>	
When was the information, instruction and training provided?	<p>Enter who provided the training and date?</p> <p>Refer to technicians training record.</p>	
CoSHH Assessor	Print Name: Paul Taylor – Group Director SHEQ	Signature: 
Date of assessment	01/03/2025	Date for review. 01/03/2026