



































Substances used / exposed to?	Quantity used	Frequency	SDS Yes/No	WEL	Hazards	Exposure route																											
Dinotefuran 2%	As per product label following site survey.	As per product label following site survey.	Yes	N/A		Ingestion Skin Contact Eye contact Inhalation																											
Do any of the substances produce a significant risk to health?		<b>Hazard Statement:</b> H411 Toxic to aquatic life with long lasting effects. <b>Precautionary statements:</b> P273 Avoid release to the environment. P391 Collect spillage. P501 Dispose of contents/container in accordance with applicable regulations. <b>Special Provisions:</b> None <b>Special provisions according to Annex XVII of REACH and subsequent amendments:</b> None																															
Can any of the substances be replaced with less hazardous substances?		No																															
<b>What measures are provided to control the risk?</b>																																	
Ventilation	General																																
PPE – state the type.	Tick the PPE Required: <table border="1"> <thead> <tr> <th></th> <th></th> <th></th> <th></th> <th></th> <th></th> <th></th> <th></th> <th></th> </tr> </thead> <tbody> <tr> <td>Face Visor</td> <td>Goggles</td> <td>Safety Glasses</td> <td>Safety Shoes</td> <td>Overall/Uniform</td> <td>Apron (coveralls)</td> <td>Dust Mask</td> <td>Fume/Vapour Half face Mask</td> <td>Protective Gloves</td> </tr> <tr> <td></td> <td></td> <td>✓</td> <td>✓</td> <td>✓</td> <td></td> <td></td> <td>✓</td> <td>✓</td> </tr> </tbody> </table>															Face Visor	Goggles	Safety Glasses	Safety Shoes	Overall/Uniform	Apron (coveralls)	Dust Mask	Fume/Vapour Half face Mask	Protective Gloves			✓	✓	✓			✓	✓
																																	
Face Visor	Goggles	Safety Glasses	Safety Shoes	Overall/Uniform	Apron (coveralls)	Dust Mask	Fume/Vapour Half face Mask	Protective Gloves																									
		✓	✓	✓			✓	✓																									

	<p>Notes:</p> <p><b>Hand protection:</b> Disposable nitrile gloves (conforming to EN 374).</p> <p><b>Skin Protection:</b> Avoid contact with skin. Wear suitable gloves, overalls, company uniform and safety boots.</p> <p><b>Eye Contact:</b> Wear safety glasses.</p> <p><b>Inhalation:</b> Wear appropriate respiratory apparatus.</p>
<p><b>Management Controls</b></p> <p>Refer to the hierarchy of control in procedure PCP(P)006, page 3</p>	<ul style="list-style-type: none"> <li>• Use only in accordance with directions on the label.</li> <li>• All containers are inspected for damage or leakage on delivery.</li> <li>• Store in a cool, dry, well-ventilated area on dry racking. Product not to be stored outside of the original container unless a statutory warning label is attached. Not to be stored in any amounts and in any area other than PCP/BUs stores or service vehicles.</li> <li>• Product only to be transported in PCP/BUs vehicles fitted with bulkhead separating product from passengers and driver. If no bulkhead is in the vehicle, then the product must be kept in a leak-resistant plastic container. The product must be secured to avoid spillage.</li> <li>• Appropriate PPE must always be used when handling the product.</li> <li>• Do not smoke, eat, or drink when handling this product. Wash hands and exposed skin after use.</li> <li>• Product must be stored in the original labelled container, tightly closed in a safe place under lock and key.</li> <li>• Dispose of unwanted product and empty packaging in accordance with local regulations and PCP waste procedure / approved contractor G4G. Telephone: 03300229045 email: <a href="mailto:bookings@go4greener.co.uk">bookings@go4greener.co.uk</a> Do not re-use the container for any other purpose.</li> <li>• Shake well prior to use.</li> </ul>
Are the control measures adequate?	Yes
<p>Is health surveillance required?</p> <p>(Consult your local SHEQ Advisor)</p>	No
Are there any specific emergency procedures necessary related to the use or storage of any of the substances?	<p><b>Extinguishing media:</b></p> <p><b>Suitable extinguishing media:</b> Water. Carbon dioxide (CO2).</p> <p><b>Extinguishing media which must not be used for safety reasons:</b> None in particular.</p> <p><b>Special hazards arising from the substance or mixture:</b> Do not inhale explosion and combustion gases.</p> <p>Burning produces heavy smoke.</p> <p><b>Advice for firefighters:</b> Use suitable breathing apparatus. Collect contaminated fire extinguishing water separately. This must not be discharged into drains. Move undamaged containers from immediate hazard area if it can be done safely.</p>
Are there any specific requirements related to the disposal of any of the substances in use?	Dispose of product in accordance with current regulations using PCP/BUs Preferred waste Contractor G4G. Telephone: 03300229045 email: <a href="mailto:bookings@go4greener.co.uk">bookings@go4greener.co.uk</a>

The Pest Control Partnership Integrated Management System		
 <b>Pest Control</b> <b>PARTNERSHIP</b> <small>PEOPLE, ENVIRONMENT, SERVICE, TECHNOLOGY</small>	Document No.:	L17
	Date Issued:	01/03/2025 V1
	Issuing Authority:	SHEQ
FOR REFERENCE ONLY. All printed copies are uncontrolled		

<b>What information, instruction and training are required for operatives using the substance or carrying out the process?</b>	<ul style="list-style-type: none"> <li>• All operatives are required to complete a Health &amp; Safety induction (including training on correct use of PPE, storage, and transport of pest control products), training, and receive instruction and assessment in the use of substance before being deemed competent to carry out the process.</li> <li>• Operatives instructed to follow CoSHH and Risk Assessment in the transport, storage, and application of substance.</li> <li>• Risk Assessment on insecticide use available on Smart Phone / SharePoint and in site folder (if applicable).</li> <li>• CoSHH Assessment for product available on Smart Phone / SharePoint and in site folder (if applicable).</li> <li>• Manufacturer's Safety Data Sheet available from:             <ol style="list-style-type: none"> <li>1. Log on to PCP/BUs SharePoint System/Smart Phones</li> <li>2. Contact PCP/BUs by e-mail: <a href="mailto:pcpsheq@pestcp.com">pcpsheq@pestcp.com</a></li> <li>3. Contact supplier by telephone: <a href="tel:01384 404242">01384 404242</a></li> </ol> </li> </ul>		
<b>First aid measures in the event of accidental exposure?</b>	<p><b>Description of first aid measures:</b></p> <p><b>In case of skin contact:</b> Wash with plenty of water and soap. Remove contaminated clothing, wash skin with soap and rinse thoroughly with water. Do not use solvents or thinners. Seek medical attention if ill effect or irritation develops.</p> <p><b>In case of eyes contact:</b> In case of contact with eyes, rinse immediately with plenty of water and seek medical advice.</p> <p><b>In case of skin or eye contact:</b> Immediately and thoroughly wash with water. Wash thoroughly under a trickle of water (warm if possible) for several minutes, holding the eyelids open under the stream of water. Remove contact lenses if present Seek medical attention if ill effect or irritation develops:</p> <p><b>In case of Ingestion:</b> Do not under any circumstances induce vomiting. OBTAIN A MEDICAL EXAMINATION IMMEDIATELY. In case of ingestion, rinse mouth with water. Do not give anything by mouth. Immediately consult a physician and show the label.</p> <p><b>In case of Inhalation:</b> Remove casualty to fresh air and keep warm and at rest. In case of inhalation, breath fresh air and have a rest. In case of faintness, consult a physician and show the label. Assure fresh air breathing Seek medical attention if breathing difficulties appear and persist.</p>		
<b>When was the information, instruction and training provided?</b>	<p>Enter who provided the training and date?</p> <p><b>Refer to technicians training record.</b></p>		
<b>CoSHH Assessor</b>	<table border="1"> <tr> <td data-bbox="403 1480 967 1704"> Print Name: Paul Taylor – Group Director SHEQ </td><td data-bbox="967 1480 1503 1704"> Signature:  </td></tr> </table>	Print Name: Paul Taylor – Group Director SHEQ	Signature: 
Print Name: Paul Taylor – Group Director SHEQ	Signature: 		
<b>Date of assessment</b>	<table border="1"> <tr> <td data-bbox="403 1715 967 1823"> 01/03/2025 </td><td data-bbox="967 1715 1503 1823"> Date for review. 01/03/2026 </td></tr> </table>	01/03/2025	Date for review. 01/03/2026
01/03/2025	Date for review. 01/03/2026		