

# COSHH Assessment Phobi Caps (L12)

If you are unsure how to read a CoSHH assessment, please contact your local SHEQ Advisor.

**Division:** Pest Control Partnership & All Business Units

**Site / Location:** As Required

**Supplier details:** LODI UK, Pensnett Trading Estate 3rd Avenue, West Midlands, DY6 7FD Kingswinford United Kingdom

**Manufacturer details:** LODI UK, Pensnett Trading Estate 3rd Avenue, West Midlands, DY6 7FD Kingswinford United Kingdom

**Tel.** 01384 404242

**Competent person responsible for the safety data sheet:** [matt@lodi-uk.com](mailto:matt@lodi-uk.com)

**Emergency telephone number:** 01384 404242

NPIS (National Poison Centre) - Birmingham Unit

(To be called by medical staff or physicians]

City Hospital, Birmingham, B18 7QH, UK

Tel: 0344 892 0111

**Name of substance and any supplier reference numbers:**


Phobi Caps Microencapsulated concentrate





























**Process description:**

**SURFACE TREATMENT:** We recommend regular maintenance and cleaning of your sprayers and filters, and to use a sprayer with a maximum pressure of 3 bar.


Spray 1L of diluted solution over 20m<sup>2</sup>. After treatment, the water evaporates leaving the microcapsules on the surface. Indoors, ventilate throughout the treatment and ventilate before re-occupying the premises (on average 30 minutes to 2 hours depending on the level of ventilation). Clean equipment after use. We recommended wearing gloves when handling the product and to wash hands thoroughly after each use.




Shake the bottle before use. Dilute 50ml of product in 5L of water per 100m<sup>2</sup>.

The Pest Control Partnership Integrated Management System		
 <b>Pest Control</b> PARTNERSHIP <small>PEOPLE, ENVIRONMENT, SERVICE, TECHNOLOGY</small>	Document No.:	L12
	Date Issued:	01/03/2025 V1
	Issuing Authority:	SHEQ
FOR REFERENCE ONLY. All printed copies are uncontrolled		

Number of personnel exposed	Direct	Indirect	Client	Subcontractor	Public	Others																											
	1	0	0	0	0	0																											
Substances used / exposed to?	Quantity used	Frequency	SDS Yes/No	WEL	Hazards	Exposure route																											
CYPERMETHRIN 9.2% w/w PRALLETHRIN 0.46%	As per product label following site survey.	As per product label following site survey.	Yes	N/A		Ingestion Optical absorption Skin Contact																											
Do any of the substances produce a significant risk to health?		<b>Hazard statements:</b> Hazardous to the aquatic environment - Acute hazard, Category 1 (Aquatic Acute 1, H400). Hazardous to the aquatic environment - Chronic hazard, Category 1 (Aquatic Chronic 1, H410). <b>Precautionary statements –</b> <b>Prevention:</b> P273 Avoid release to the environment.																															
Can any of the substances be replaced with less hazardous substances?		Yes – switch to a pyrethrin for less toxicity to human/mammal.																															
<b>What measures are provided to control the risk?</b>																																	
Ventilation	General																																
PPE – state the type.	Tick the PPE Required: <table border="1"> <thead> <tr> <th></th> <th></th> <th></th> <th></th> <th></th> <th></th> <th></th> <th></th> <th></th> </tr> </thead> <tbody> <tr> <td>Face Visor</td> <td>Goggles</td> <td>Safety Glasses</td> <td>Safety Shoes</td> <td>Overall/Uniform</td> <td>Apron (coveralls)</td> <td>Dust Mask</td> <td>Fume/Vapour Half face Mask</td> <td>Protective Gloves</td> </tr> <tr> <td></td> <td>✓</td> <td></td> <td>✓</td> <td>✓</td> <td></td> <td></td> <td>✓</td> <td>✓</td> </tr> </tbody> </table>															Face Visor	Goggles	Safety Glasses	Safety Shoes	Overall/Uniform	Apron (coveralls)	Dust Mask	Fume/Vapour Half face Mask	Protective Gloves		✓		✓	✓			✓	✓
																																	
Face Visor	Goggles	Safety Glasses	Safety Shoes	Overall/Uniform	Apron (coveralls)	Dust Mask	Fume/Vapour Half face Mask	Protective Gloves																									
	✓		✓	✓			✓	✓																									

	<p>Notes:</p> <p><b>Hand protection:</b> Disposable nitrile gloves (conforming to EN 374).</p> <p><b>Skin Protection:</b> Avoid contact with skin. Wear suitable gloves, overalls, company uniform and safety boots.</p> <p><b>Face protection:</b> Half /full face respirator with suitable filters (as advised by manufacturer/distributor)</p> <p><b>Face protection:</b> Eye protection (goggles) if half face respirator is used.</p>
<p><b>Management Controls</b></p> <p>Refer to the hierarchy of control in procedure PCP(P)006, page 3</p>	<ul style="list-style-type: none"> <li>• Use only in accordance with directions on the label.</li> <li>• All containers are inspected for damage or leakage on delivery.</li> <li>• Store in a cool, dry, well-ventilated area on dry racking. Product not to be stored outside of the original container unless a statutory warning label is attached. Not to be stored in any amounts and in any area other than PCP/BUs stores or service vehicles.</li> <li>• Product only to be transported in PCP/BUs vehicles fitted with bulkhead separating product from passengers and driver. If no bulkhead is in the vehicle, then the product must be kept in a leak-resistant plastic container. The product must be secured to avoid spillage.</li> <li>• Appropriate PPE must always be used when handling the product.</li> <li>• Do not smoke, eat, or drink when handling this product. Wash hands and exposed skin after use.</li> <li>• Product must be stored in the original labelled container, tightly closed in a safe place under lock and key.</li> <li>• Dispose of unwanted product and empty packaging in accordance with local regulations and PCP waste procedure / approved contractor G4G. Telephone: 03300229045 email: <a href="mailto:bookings@go4greener.co.uk">bookings@go4greener.co.uk</a> Do not re-use the container for any other purpose.</li> </ul>
Are the control measures adequate?	Yes
<p>Is health surveillance required?</p> <p>(Consult your local SHEQ Advisor)</p>	No
Are there any specific emergency procedures necessary related to the use or storage of any of the substances?	<p><b>Extinguishing Media:</b> Suitable extinguishing media include water and carbon dioxide. No specific extinguishing media are restricted.</p> <p><b>Special Hazards:</b> Do not inhale explosion and combustion gases. Burning produces heavy smoke.</p> <p><b>Advice for Firefighters:</b> Use suitable breathing apparatus. Collect contaminated fire extinguishing water separately and do not discharge it into drains. Move undamaged containers from the immediate hazard area if it can be done safely.</p>
Are there any specific requirements related to the disposal of any of the substances in use?	Dispose of product in accordance with current regulations using PCP/BUs Preferred waste Contractor G4G. Telephone: 03300229045 email: <a href="mailto:bookings@go4greener.co.uk">bookings@go4greener.co.uk</a>

The Pest Control Partnership Integrated Management System		
 <b>Pest Control</b> <b>PARTNERSHIP</b> <small>PEOPLE, ENVIRONMENT, SERVICE, TECHNOLOGY</small>	Document No.:	L12
	Date Issued:	01/03/2025 V1
	Issuing Authority:	SHEQ
FOR REFERENCE ONLY. All printed copies are uncontrolled		

<b>What information, instruction and training are required for operatives using the substance or carrying out the process?</b>	<ul style="list-style-type: none"> <li>• All operatives are required to complete a Health &amp; Safety induction (including training on correct use of PPE, storage, and transport of pest control products), training, and receive instruction and assessment in the use of substance before being deemed competent to carry out the process.</li> <li>• Operatives instructed to follow Cosh and Risk Assessment in the transport, storage, and application of substance.</li> <li>• Risk Assessment on insecticide use available on Smart Phone / SharePoint and in site folder (if applicable).</li> <li>• CoSHH Assessment for product available on Smart Phone / SharePoint and in site folder (if applicable).</li> <li>• Manufacturer's Safety Data Sheet available from:             <ol style="list-style-type: none"> <li>1. Log on to PCP/BUs SharePoint System/Smart Phones</li> <li>2. Contact PCP/BUs by e-mail: <a href="mailto:pcpsheq@pestcp.com">pcpsheq@pestcp.com</a></li> <li>3. Contact supplier by telephone: <a href="tel:01384 404242">01384 404242</a></li> </ol> </li> </ul>		
<b>First aid measures in the event of accidental exposure?</b>	<p>In the event</p> <p><b>Inhalation:</b> Remove casualty to fresh air and keep warm and at rest. Seek medical attention if difficulties appear and persist. In the event of splashes or contact with eyes:</p> <p><b>Eye exposure:</b> flush eyes with eye wash solution or water, holding eyelids open for at least 10 min. Seek medical attention immediately.</p> <p><b>Contact with skin:</b> Wash with plenty of water and soap. Remove contaminated clothing immediately and dispose of safely.</p> <p><b>Indigestion:</b> In the event of swallowing, if the quantity is small (no more than one mouthful), rinse the mouth with water and consult a doctor. Keep the person exposed at rest. Do not force vomiting. Seek medical attention, showing the label. Most important symptoms and effects, both acute and delayed No data available. Indication of any immediate medical attention and special treatment needed Specific and immediate treatment: Treat symptomatically. In the event of exposure by inhalation: Remove casualty to fresh air and keep warm and at rest. Seek medical attention if difficulties appear and persist.</p>		
<b>When was the information, instruction and training provided?</b>	<p>Enter who provided the training and date?</p> <p>Refer to technicians training record.</p>		
<b>CoSHH Assessor</b>	<table border="1"> <tr> <td data-bbox="403 1480 967 1704"> Print Name: Paul Taylor – Group Director SHEQ </td><td data-bbox="967 1480 1503 1704"> Signature:  </td></tr> </table>	Print Name: Paul Taylor – Group Director SHEQ	Signature: 
Print Name: Paul Taylor – Group Director SHEQ	Signature: 		
<b>Date of assessment</b>	<table border="1"> <tr> <td data-bbox="403 1715 967 1823"> 01/03/2025 </td><td data-bbox="967 1715 1503 1823"> Date for review. 01/03/2026 </td></tr> </table>	01/03/2025	Date for review. 01/03/2026
01/03/2025	Date for review. 01/03/2026		