

# COSHH Assessment Anti Rodent Sealant (L1)

If you are unsure how to read a CoSHH assessment, please contact your local SHEQ Advisor.

**Division:** Pest Control Partnership & All Business Units

**Site / Location:** As Required

**Supplier details:** LODI UK, Pensnett Trading Estate 3rd Avenue, West Midlands, DY6 7FD Kingswinford United Kingdom

**Manufacturer details:** LODI UK, Pensnett Trading Estate 3rd Avenue, West Midlands, DY6 7FD Kingswinford United Kingdom

**Tel.** [01384 404242](tel:01384404242)

**Competent person responsible for the safety data sheet:** [matt@lodi-uk.com](mailto:matt@lodi-uk.com)

**Emergency telephone number:**

National Poisons Information Service (NPIS) –

Members of the public: in England and Wales (NHS Direct) - 0845 4647, in Scotland (NHS 24) - 08454 24 24 24, in the Republic of Ireland - 01 809 21 66.

National Poisons Information Service (NPIS) - Healthcare professionals: [www.toxbase.org](http://www.toxbase.org), UK NPIS - 0844 892 0111, Ireland NPIC - 01 809 2566

**Name of substance and any supplier reference numbers:**

Anti Rodent Sealant

**Process description:**


Carefully cut off top of tube using a knife.




























Fix nozzle to the tube and screw on tightly. If required, carefully trim the nozzle to give a thicker application of sealant.

Apply sealant with caulking gun, make sure the layer depth of sealant is at least 15mm and the gap is completely filled to the edges on all sides.


Smooth the applied sealant with a pallet knife or equivalent tool for a smooth finish.


Number of personnel exposed	Direct	Indirect	Client	Subcontractor	Public	Others
	1	0	0	0	0	0
Substances used / exposed to?	Quantity used	Frequency	SDS Yes/No	WEL	Hazards	Exposure route
	As per product label	As per product label	Yes	N/A		Eye contact

The Pest Control Partnership Integrated Management System		
 <b>Pest Control</b> <b>PARTNERSHIP</b> <small>PEOPLE, ENVIRONMENT, SERVICE, TECHNOLOGY</small>	Document No.:	L1
	Date Issued:	01/03/2025 V1
	Issuing Authority:	SHEQ
FOR REFERENCE ONLY. All printed copies are uncontrolled		

	following site survey.	following site survey.					Skin Contact																											
Do any of the substances produce a significant risk to health?		<b>Hazard statements:</b> None <b>Precautionary statements –</b> P102: keep out of reach of children. P103: Read the instructions before use.																																
Can any of the substances be replaced with less hazardous substances?		No																																
<b>What measures are provided to control the risk?</b>																																		
<b>Ventilation</b>	General																																	
<b>PPE – state the type.</b>	Tick the PPE Required: <table border="1" style="width: 100%; text-align: center;"> <tr> <td></td> <td></td> <td></td> <td></td> <td></td> <td></td> <td></td> <td></td> <td></td> </tr> <tr> <td>Face Visor</td> <td>Goggles</td> <td>Safety Glasses</td> <td>Safety Shoes</td> <td>Overall/Uniform</td> <td>Apron (coveralls)</td> <td>Dust Mask</td> <td>Fume/Vapour Half face Mask</td> <td>Protective Gloves</td> </tr> <tr> <td></td> <td></td> <td></td> <td>✓</td> <td>✓</td> <td></td> <td></td> <td></td> <td>✓</td> </tr> </table> <p>Notes:</p> <p><b>Hand protection:</b> Disposable nitrile gloves (conforming to EN 374).</p> <p><b>Skin Protection:</b> Avoid contact with skin. Wear suitable gloves, overalls, company uniform and safety boots.</p>																Face Visor	Goggles	Safety Glasses	Safety Shoes	Overall/Uniform	Apron (coveralls)	Dust Mask	Fume/Vapour Half face Mask	Protective Gloves				✓	✓				✓
																																		
Face Visor	Goggles	Safety Glasses	Safety Shoes	Overall/Uniform	Apron (coveralls)	Dust Mask	Fume/Vapour Half face Mask	Protective Gloves																										
			✓	✓				✓																										
<b>Management Controls</b> Refer to the hierarchy of control in procedure PCP(P)006, page 3	<ul style="list-style-type: none"> <li>• Use only in accordance with directions on the label.</li> <li>• Shake well prior to use.</li> <li>• All containers are inspected for damage or leakage on delivery.</li> <li>• Store in a cool, dry, well-ventilated area on dry racking. Product not to be stored outside of the original container unless a statutory warning label is attached. Not to be stored in any amounts and in any area other than PCP/BUs stores or service vehicles.</li> <li>• Product only to be transported in PCP/BUs vehicles fitted with bulkhead separating product from passengers and driver. If no bulkhead is in the vehicle, then the product</li> </ul>																																	

	<p>must be kept in a leak-resistant plastic container. The product must be secured to avoid spillage.</p> <ul style="list-style-type: none"> <li>• Appropriate PPE must always be used when handling the product.</li> <li>• Do not smoke, eat, or drink when handling this product. Wash hands and exposed skin after use.</li> <li>• Product must be stored in the original labelled container, tightly closed in a safe place under lock and key.</li> <li>• Dispose of unwanted product and empty packaging in accordance with local regulations and PCP waste procedure / approved contractor G4G. Telephone: 03300229045 email: <a href="mailto:bookings@go4greener.co.uk">bookings@go4greener.co.uk</a> Do not re-use the container for any other purpose.</li> </ul>
<b>Are the control measures adequate?</b>	<b>Yes</b>
<b>Is health surveillance required?</b>  <b>(Consult your local SHEQ Advisor)</b>	<b>No</b>
<b>Are there any specific emergency procedures necessary related to the use or storage of any of the substances?</b>	<p><b>Extinguishing media</b></p> <p><b>Suitable extinguishing media:</b> Extinguish with powder, foam, carbon dioxide or water mist, dependent on work-environment. Use water or water mist to cool non-ignited stock. Do not use a strong water jet, as it may spread the fire Unsuitable extinguishing media None known</p> <p><b>Special hazards arising from the substance or mixture:</b> Do not inhale combustion gases.</p> <p><b>Advice for firefighters:</b> Use suitable breathing apparatus.</p>
<b>Are there any specific requirements related to the disposal of any of the substances in use?</b>	Dispose of product in accordance with current regulations using PCP/BUs Preferred waste Contractor G4G. Telephone: 03300229045 email: <a href="mailto:bookings@go4greener.co.uk">bookings@go4greener.co.uk</a>
<b>What information, instruction and training are required for operatives using the substance or carrying out the process?</b>	<ul style="list-style-type: none"> <li>• All operatives are required to complete a Health &amp; Safety induction (including training on correct use of PPE, storage, and transport of pest control products), training, and receive instruction and assessment in the use of substance before being deemed competent to carry out the process.</li> <li>• Operatives instructed to follow CoSHH and Risk Assessment in the transport, storage, and application of substance.</li> <li>• Risk Assessment on sealant use available on Smart Phone / SharePoint and in site folder (if applicable).</li> <li>• CoSHH Assessment for product available on Smart Phone / SharePoint and in site folder (if applicable).</li> <li>• Manufacturer's Safety Data Sheet available from: <ol style="list-style-type: none"> <li>1. Log on to PCP/BUs SharePoint System/Smart Phones</li> <li>2. Contact PCP/BUs by e-mail: <a href="mailto:pcpsheq@pestcp.com">pcpsheq@pestcp.com</a></li> <li>3. Contact supplier by telephone: <a href="tel:01384404242">01384 404242</a></li> </ol> </li> </ul>

The Pest Control Partnership Integrated Management System		
 <b>Pest Control</b> <b>PARTNERSHIP</b> <small>PEOPLE, ENVIRONMENT, SERVICE, TECHNOLOGY</small>	Document No.:	L1
	Date Issued:	01/03/2025 V1
	Issuing Authority:	SHEQ
FOR REFERENCE ONLY. All printed copies are uncontrolled		

<b>First aid measures in the event of accidental exposure?</b>	<b>First Aid Measures:</b>  <b>In case of skin contact:</b> Wash with plenty of water and soap.  <b>In case of Dermal exposure:</b> wash skin with water and then with water and soap. Seek medical attention if ill effect or irritation develops.  <b>In case of eyes contact:</b> In case of contact with eyes, rinse immediately with plenty of water and seek medical advice.  <b>In case of skin or eye contact:</b> immediately and thoroughly wash with water. Seek medical attention if ill effect or irritation develops.  <b>In case of Ingestion:</b> Do not under any circumstances induce vomiting. Immediately consult a physician and show the label. Do not induce vomiting.  <b>In case of Inhalation:</b> Remove casualty to fresh air and keep warm and at rest. Assure fresh air breathing Seek medical attention if breathing difficulties appear and persist.	
<b>When was the information, instruction and training provided?</b>	Enter who provided the training and date? <b>Refer to technicians training record.</b>	
<b>CoSHH Assessor</b>	Print Name: Paul Taylor – Group Director SHEQ	Signature: 
<b>Date of assessment</b>	01/03/2025	Date for review. 01/03/2026