

# WATERFALL DAY CHAIR

A high back orthopaedic chair with contoured and adjustable backrest cushions that offer improved comfort and postural support.



Ink Vinyl



Latte Vinyl



Oatmeal Fabric



Mocha Fabric



## Waterfall

Tri-Pillow Backrest Provides comfort and support

## Removable Cushions

Seat and Back Cushion overlays can be easily detached for cleaning

## Upholstery Range

Ink and Latte vinyl plus Oatmeal and Mocha fabric options



Height Adjustable



## MODELS

 CHP208070	Waterfall Day Chair – Ink Vinyl	 CHP208075	Waterfall Day Chair – Oatmeal Fabric
 CHP208071	Waterfall Day Chair – Latte Vinyl	 CHP208076	Waterfall Day Chair – Mocha Fabric



### Softly Padded Armrests, Seat & Back

Distribute pressure whilst simultaneously offering support surfaces for prolonged sitting comfort



### Transport Legs With Wheels





Available as an accessory to facilitate easier manoeuvring of the chairs (without a patient in the chair)










See back cover for details



### Easy Clean Vinyl Upholstery

**1** YEAR WARRANTY

-  DVA CONTRACTED
-  AS / NZS Approved
-  Waterfall Day Chair is registered in the ARTG, AUST R ARTG 230087
-  High Back Classic Day Chair is registered in the ARTG, AUST R ARTG 230087

Seat Depth (mm)	Overall Depth (mm)	Seat Width (mm)	Overall Width (mm)	Seat Height (mm)	Backrest Height (mm)	Overall Height (mm)	Unit Weight (kg)	SWL (kg)
								
490	670	535	720	420–580	685	1045–1200	16.5	200