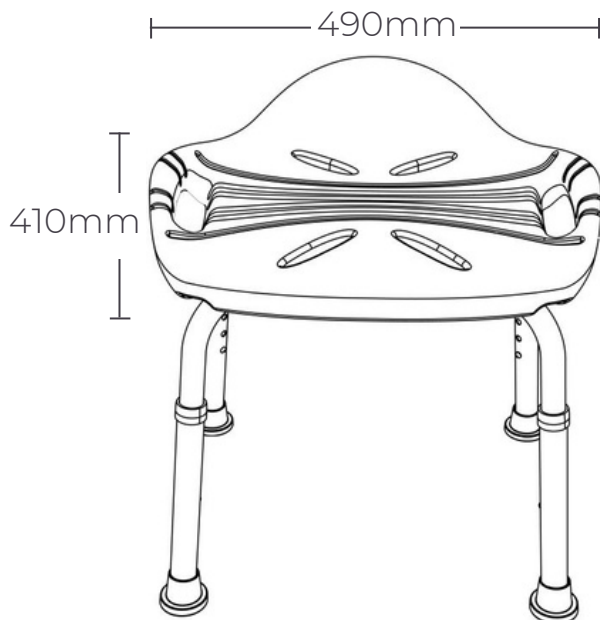









Shower Stool with Handles and Adjustable Legs

Aqua/Brushed - S03C2



Parts	
	Seat x1
	Upper Leg x1 Lower Leg x1
	Adjustable Legs x4
	Screws x5
	Curved Washers x5
	Hex Wrench x1
	Shower Head Bracket x1

Note: This requires some assembly to attach the legs using the supplied allen key.

AVAIL QUALITY DESIGNS

- Side handles for support when sitting standing
- Curved back support to reduce slipping
- Grippy feet suitable for showers
- Drainage slots for showing
- Lightweight and durable
- 150kg capacity



WWW.AVAIL.DESIGN



INFO@AVAIL.DESIGN

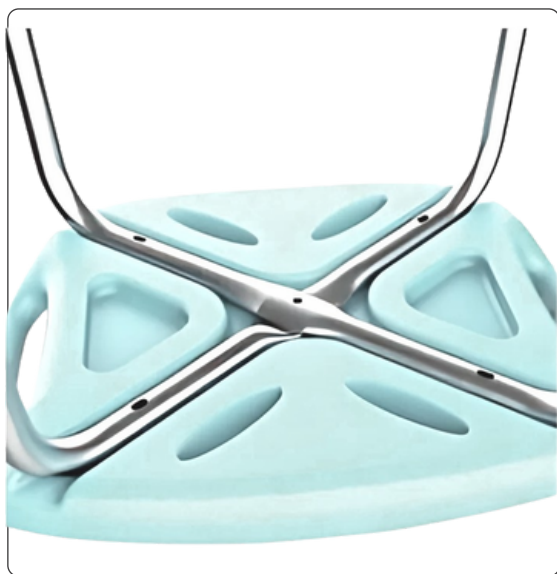


1300 945 720

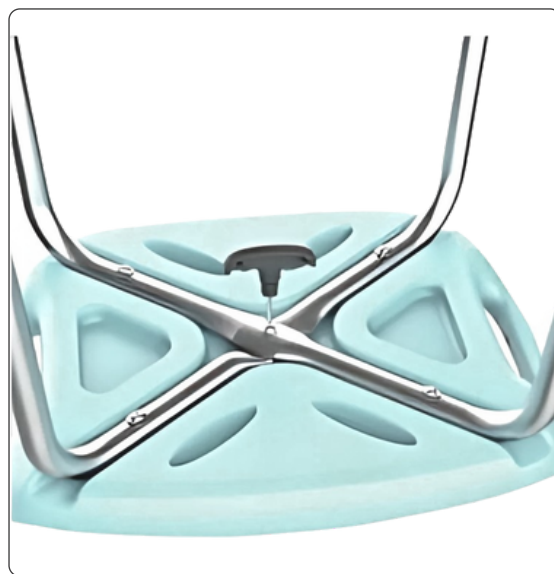
Cautions

- 1: This product should be placed in a dry, ventilated, stable, non-corrosive substances indoor.
- 2: Regularly check whether the product is intact every week to ensure safety. If there are excessive wear products and accessories and there are safety risks, please replace in time.

INSTALLATION INSTRUCTIONS



- 1 Place the upper and lower legs and the seat as shown, aligning the holes.
(Note: The middle shape of the upper leg is consistent with the direction of the seat groove).



- 2 Use a wrench to install the screws to the position shown in the figure.



- 3 Insert the four adjustment legs into the upper and lower legs in sequence as shown



- 4 After installation is complete and safety is confirmed, it can be used.



SHOWER STOOL WITH HANDLES AND ADJUSTABLE LEGS

S03C2

