
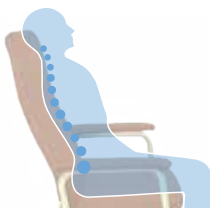


# HIGH BACK CLASSIC DAY CHAIR

A high back orthopaedic chair that offers adjustability, comfort and support.



Height Adjustable



Postural Support



## Contoured High Backrest

With a slight recline angle provides superior postural support and opens hip positioning for comfort

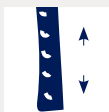


Also Available in  
Slate Vinyl

## MODELS

- CHP208050 High Back Classic Day Chair – Champagne Vinyl
- CHP208055 High Back Classic Day Chair – Slate Vinyl

## FEATURES & BENEFITS SHARED BY THE HIGHBACK CLASSIC AND WATERFALL DAY CHAIRS



### Height Adjustable Legs

With easy push button adjustment for comfortable positioning and changing needs



**Sturdy  
Lightweight Design**  
For a generous weight capacity, yet lightweight for easy manoeuvrability



**Non-Slip Tips**  
On chair legs provide stability whilst sitting or transferring



**Robust Powder  
Coated Steel Frames**  
Are durable and easy to clean

Seat Depth (mm)	Overall Depth (mm)	Seat Width (mm)	Overall Width (mm)	Seat Height (mm)	Backrest Height (mm)	Overall Height (mm)	Unit Weight (kg)	SWL (kg)
490	600	490	645	425–610	720	1160–1312	16	160