



COLLECTIVE IMPACT REPORT

MARCH 2026



55 Intakes in March.

These are NEW individuals entering the system for the first time.

166 Intakes year-to-date.

These are the total number of NEW individuals in the system.

351



**Year-to-Date
Referrals**



80%

ACHIEVED THEIR GOAL OF OBTAINING ESSENTIAL DOCUMENTATION

Measurable Achievements: Obtaining a driver's license, securing a Social Security card, acquiring a birth certificate, and/or ensuring that all documents are current and valid.




62%

ENHANCED THEIR HEALTH AND WELLNESS

Measurable Improvements: Consistent engagement with healthcare providers, counselors, and peer-support specialists, adherence to prescribed medical treatments, improved self-reported symptoms, and increased participation in wellness activities such as any of the classes offered in The Learning Lab.





61%

IMPROVED THEIR FINANCIAL INDEPENDENCE

Measurable Improvements: Improved employment status, increased savings, participation in financial literacy programs, opening a bank account, paying off credit card expenses, or making partial contributions toward rent, food, healthcare, and other necessities.





57%

IMPROVED THEIR EMPLOYABILITY AND SKILL DEVELOPMENT

Measurable Improvements: Maintaining the same job for a minimum specified period, transitioning from part-time to full-time employment, completing job training programs, successfully acquiring new employment following job loss, and regularly, timely receipt of income.





3

CLIENTS SUCCESSFULLY
TRANSITIONED TO INDEPENDENT
LIVING IN MARCH





1,546
BAGS OF FRESH
GROCERIES PROVIDED

1,756
HOT MEALS SERVED

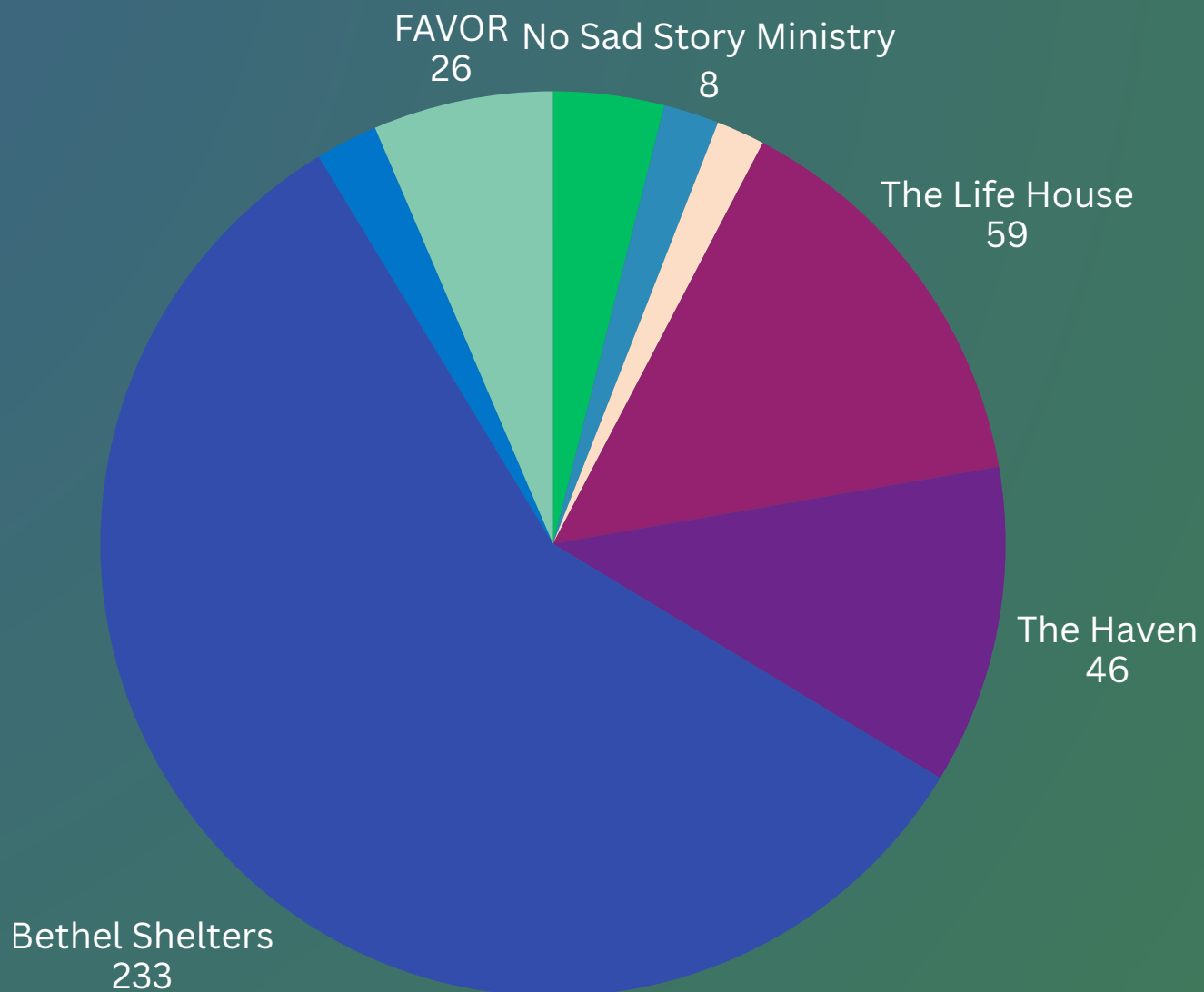




117

CLIENTS SERVED





404 SERVICES PROVIDED VIA ON-SITE AGENCIES

