

ROLLOVER

THE ART OF LAMINATING

PRODUCT INFORMATION

NOT ALL FLATBED APPLICATORS ARE THE SAME

ROLLOVER

THE ART OF LAMINATING

ROLLOVER AS - The company was established in the late 1960s in the fabrication market and expanded with signmaking in the late 80s.

Following many years of close monitoring of the sign-making industry, the need for a flatbed laminator with better properties triggered the Rollover concept.

After intense product development and testing, the Rollover Flatbed Applicator was launched in the European market in 2011. The response and feedback from users was overwhelmingly positive and resulted in rapid growth in sales through an expanding network of distributors. Rollover was introduced in Australia in 2013 and today Rollover AS is sold to more than 60 countries worldwide.

The headquarters is in the small town of Mysen, Norway, where production, order registration, logistics, and technical support are handled.

The Rollover team comprises a small very dedicated group of people who take pride in the high level of craftsmanship, value the loyalty of customer relations worldwide and always strive to provide excellent customer service.

Rollover - Designed & Engineered in Norway

ROLLOVER FLATBED APPLICATOR

The Rollover Flatbed Applicator improves the way of solving the daily challenges of the sign making industry. It ensures a perfect result in a minimum of time regardless of media type such as self-adhesive vinyl applications, road signs, glass application, banners etc.

It is user-friendly, smooth and efficient to operate with one hand/ one button only whilst giving open access to the roller, media and tabletop and provides optimal ergonomic work positions. It arrives fully assembled. Once uncrated, connect power and air, now the table is operational

BENEFITS:

- Unique design - no overhead gantry above the roller.
Gives unobstructed access to the glass bed/media while working
No standing tower when the roller is down (moves with the roller)
- Can be used from both sides.
- 5-year standard warranty.
- Casters allows for easy relocation and no levelling required.
- Height adjustable legs optional.
- Single piece float glass/no split glass which gives better results working with full lamination and demanding foils.
- Operates up to 87mm in thickness.
- Features LED illuminated glass tabletop and self-healing cutting mat standard.
- Comes in an extensive range to suit the needs of most sign makers and the handling of oversized media.
- High level of craftsmanship and solid construction.


REVIEWS

The Rollover applicator has made applying such a seamless process not only is it efficient and easy to operate therefore an absolute game changer in terms of time but the overall quality of the finished job is brilliant.


Would highly recommend!

Paul Lewis
Alpha Lewis Signs Melbourn

Scan QR Code for
more Reviews



Visit:
rolloveraustralia.com.au/reviews



Rollover Flexi 3315
Including Electronic Height Adjustment :
900 mm - 1200 mm
Rollover KeenCut Support Table
KeenCut EVO 3 160 cm Smart Fold Trimmer

ROLLOVER

CLASSIC

ILLUMINATED (LED) GLASS BED

The work surface can be back lit to improve accuracy in operation, cutting etc.

ROUNDED HOUSINGS

No sharp edges and protected activation switch provide superb and unobstructed access to the work surface.

EASY ONE-HAND OPERATION

By using the ergonomically shaped and inward-facing handles, the roller can be moved easily over the tabletop both in a raised and lowered position.

HANDY TOOL POCKETS

Store your tools in these conveniently placed pockets on each housing.

LARGE SIDE TRAYS

For storage and handling of oversize media across the table top.

SPINDLE & BRACKET HOLDERS

Easy storage when not in use.

SELF-HEALING CUTTING MAT

Transparent 5mm PVC (Phtalate-free) cutting mat. Improves accuracy when cutting and control in operation.

ATTACHMENT POINTS

For brackets & spindles holding media and application tape. Also found at the roller housings.

CASTORS

To enable easy relocation and transport of the machine, no levelling required.

CLASSIC

ROLLOVER

TRAFFIC

EASY ONE-HAND OPERATION

By using the ergonomically shaped and inward-facing handles, the roller can be moved easily over the tabletop both in a raised and lowered position.

HANDY TOOL POCKETS

Store your tools in these conveniently placed pockets on each housing.

14 X 80 MM X 80 MM FULLY ADJUSTABLE ALUMINIUM RAILS

Slide together for solid work bench

ATTACHMENT POINTS

For brackets & spindles holding media and application tape. Also found at the roller housings.

LARGE SIDE TRAYS

For storage and handling of oversize media across the table top.

ROUNDED HOUSINGS

No sharp edges and protected activation switch provide superb and unobstructed access to the work surface.

CASTORS

To enable easy relocation and transport of the machine no levelling required.

SPECIFICATIONS TRAFFIC 4000 X 1700MM

BED SIZE	4000mm x 1700mm
ROLLER WORKING AREA	3700mm x 1700mm
ROLLER DIAMETER	130MM
ROLLER LENGTH	1700MM
ALUMINIUM RAILS	80mm x 80mm 14x
ELECTRONIC HEIGHT ADJUST	800mm - 1120mm
MACHINE WEIGHT	850KG

* Also available in 5360mm - 6000mm - 8000mm Table Length

C
I
F
F
A
R
T

ROLLOVER

FLEXI

ROUNDED HOUSINGS

No sharp edges and protected activation switch provide superb and unobstructed access to the work surface.

ILLUMINATED (LED) GLASS BED

The work surface can be back lit to improve accuracy in operation, cutting etc.

SELF-HEALING CUTTING MAT

Transparent 5mm PVC (PHTHALATE-FREE) cutting mat. Improves accuracy when cutting and control in operation.

ATTACHMENT POINTS

For brackets & spindles holding media and application tape. Also found at the roller housings.

EASY ONE-HAND OPERATION

By using the ergonomically shaped and inward-facing handles, the roller can be moved easily over the tabletop both in a raised and lowered position.

HANDY TOOL POCKETS

Store your tools in these conveniently placed pockets on each housing.

SIDE TRAYS

For storage of tools and media holders.

ELECTRONIC HEIGHT ADJUSTABLE LEGS (OPTIONAL)

Adjust Table Height 900 - 1200mm
No leveling required.

CASTORS

To enable easy relocation and transport of the machine.



DIFFICULT ACCESS IS NO LONGER A PROBLEM

ROLLOVER

FLEXI

ROUNDED HOUSINGS

No sharp edges and protected activation switch provide superb and unobstructed access to the work surface.

ILLUMINATED (LED) GLASS BED

The work surface can be back lit to improve accuracy in operation, cutting etc.

CASTORS

To enable easy relocation and transport of the machine.

EASY ONE-HAND OPERATION

By using the ergonomically shaped and inward-facing handles, the roller can be moved easily over the tabletop both in a raised and lowered position.

SELF-HEALING CUTTING MAT













Transparent 5mm PVC (PHTHALATE- FREE) cutting mat. Improves accuracy when cutting and control in operation.



1 5 1 0

ACCESSORIES

ROLLOVER
FLATBED APPLICATOR

			
Air Gun Hose 10 Meter Length	Quality Air Gun	Media Cradle 45cm	Keencut safety rules Available in many lengths
			
Contact Cleaner Extendable to 140cm	Long Neck Knife Extendable to 140cm	Core Holders Set of 2x	Cutting Side Strip Available for Flexi - Classic Models
			
Front Media Holder and Bracket support set of 2x	Hush 20 Litre Low Noise Compressor	Keencut Trimmer Support Table	Keencut EVO3 Trimmers Available 160 - 210 - 260 -310cm

ACCESSORIES

ROLLOVER FLATBED APPLICATOR



Storage Trolley can be used with Flexi and Classic Models




VR-15 Table Stand



VR-15 Vinyl Remover
750mm - 1430mm - 1700mm



VR-15 Support Brackets
Available for Flexi - Classic Model



Media Brackets set of 2
Flexi - Classic Models



Extra Media Holder
for Flexi - Classic Models



Heated Roller 30c - 60c
Classic Models only



Extended Height for Roller
145mm for Classic Only



Dual Rollers
Classic Models only

AREAS OF USE

THE ROLLOVER, THE PERFECT WORK-STATION

With Illuminated (LED) glass bed and self-healing cutting mat - tool pockets - side trays (electronic table height adjustment *optional*) makes the Rollover your perfect workstation saving more than 70% of mounting and application time.

TRANSFER TAPE

Use of application tape is easily done by using the extra media holders.
Full use of the table top can be utilised.
User-friendly operation from both sides with one hand.



LAMINATE

The Rollover assists you to apply laminate to oneway vision - antiraffiti to digital prints with ease, consistency and speed



RIGID PANEL APPLICATION

The Rollover assists you to apply digital prints with ease, consistency and speed



REVIEWS

MORE THAN 400 ROLLOVER INSTALLATIONS AROUND AUSTRALIA & NEW ZEALAND

One of the best pieces of kit we have bought for the business. It has increased our efficiency and it is so simple to use... and an added bonus, Ron is a joy to deal with. After sales is exceptional with regular check-ins to ensure we had all we need to take delivery, especially as we are regional. and we were provided videos on unpacking, set up and use, but it was so simple, literally unbox, plug in and play!

Kirsty Cooper Signature Signs Rockhampton QLD



SIGNARAMA WELSHPOOL WA



KINETIC SIGNS INGLEBURN NSW




MI SIGNWORX BUNDABURG QLD

For more reviews scan the QR Code or goto www.rolloveraustralia.com.au/reviews



KWIKKOPY KNOXFIELD VIC



CREATE A SIGN MORANBAH

ROLLOVER

THE ART OF LAMINATING

THE
FLEXIBLE
OPTION

FLEXI

Rollover Flexi is the new, flexible addition to the Rollover range.

With all the essential qualities of the existing line of Flat-bed Applicators, this unit also offers quick dismantling to facilitate entering premises with difficult access.

The Flexi model arrives fully assembled, but is constructed for convenient and quick dismantling in three main sections:

- The sliding arms/ roller gantry
- The glass bed and supporting frame
- The leg section

These elements can be individually transported into premises with difficult access. This is done either manually or by using the specially developed transport tool.



Kwikcopy
Chatswood NSW

**DIFFICULT
ACCESS IS
NO LONGER
A PROBLEM!**



ACCESSORIES

ROLLOVER

FLATBED APPLICATOR

Self Healing Cutting Mats

Available widths 625mm to 2200mm

Max Length 20 Meters.



A+ score (ISO16000-9)

We have had our mats tested by SGS Sercovam (France) according to the standard ISO16000-9 "Air Indoor". These tests were performed using an emissions test chamber, in a controlled environment and under stable conditions, after 3 and 28 days. The result was a -knocking- highest score possible: A+.

The emission levels of volatile substances in the indoor air, which pose a risk of inhalation, are classified on a scale from Class A + (very low emissions) to C (high emissions). No harming phthalates

Soft PVC is a complex material. "Phthalates" are often added for better softness and flexibility. We are aware that some phthalates do have a bad reputation, when it comes to possibly harming health and environment. These risks are attached to the DEHP and DINP type of phthalates. To avoid any health discussions, all our mats are produced with harmless DOTP plasticizers. No discussion. Problem solved.

The original ROLLOVER Cutting Mats - Customs sizes available - OFTEN IMITATED, NEVER DUPLICATED

TECHNICAL INFORMATION

CLASSIC

ROLLOVER CLASSIC MODELS	C3317	C4017	C5317	C6017	C6717	C8017
Glass bed working area in cm	336 x 170cm	400 x 170cm	536 x 170cm	600 x 170cm	672 x 170cm	800 x 170cm
Working area of roller in cm	306 x 170cm	370 x 170cm	506 x 170cm	570 x 170cm	642 x 170cm	770 x 170cm
Roller diameter in cm	13cm	13cm	13cm	13cm	13cm	13cm
Approx. weight in kg/lbs:	530 / 1169	650 / 1433	845 / 1863	1010 / 2227	990 / 2183	1230 / 2712
Illumination, LED	175W	210W	290W	325W	350W	420W
Steel edge outside glassbed	Add 30mm on each side	Add 30mm on each side	Add 30mm on each side	Add 30mm on each side	Add 30mm on each side	Add 30mm on each side
Max. thickness of sign substrate	87mm	87mm	87mm	87mm	87mm	87mm
Work height of glass bed:	900mm	900mm	900mm	900mm / 35.4"	900mm / 35.4"	900mm / 35.4"
Power supply	230V/50Hz/24V – 120V/60Hz/24V	230V/50Hz/24V – 120V/60Hz/24V	230V/50Hz/24V – 120V/60Hz/24V	230V/50Hz/24V – 120V/60Hz/24V	230V/50Hz/24V – 120V/60Hz/24V	230V/50Hz/24V – 120V/60Hz/24V
Side trays for oversize media handling	✓	✓	✓	✓	✓	✓

STANDARD FEATURES

INWARD FACING ACTIVATION SWITCH	UNOBSTRUCTED ACCESS TO THE ROLLER
ERGONOMIC HANDLES FOR ROLLER OPERATION	REVERSIBLE EXTRA BRACKETS FOR APPLICATION TAPE
ROUNDED HOUSING - NO SHARP EDGES	SELF-HEALING CUTTING MAT
FREE VIEW TO ROLLER	CASTERS

OPTIONAL

ELECTRONIC TABLE HEIGHT ADJUSTMENT 800 - 1120MM
HEAT ASSISTED ROLLER 30C - 60C
EXTENDED GAP Extended gap between roller and glass bed (150mm)
LONGSIDE CUTTER GUIDE Makes straight cutting media and substrates much easier
TWIN ROLLERS

5 YEAR WARRANTY

TECHNICAL INFORMATION

FLEXI



ROLLOVER FLEXI MODELS	F1510	F2814	F3315
Glass bed working area in cm:	152 x 106cm	286 x 140cm	336 x 155cm
Working area of roller in cm:	131 x 106cm	256 x 140cm	306 x 155cm
Roller diameter in cm/inch:	11.5 cm	13cm	13cm
Approx. weight in kg/lbs:	165 / 363	390 / 858	450 / 990
Illumination, LED	45W	127W	175W
Max. thickness of sign substrate:	63mm	78mm	78mm
Work height of glass bed:	900mm	900mm	900mm
Power supply	230V/50Hz/24V – 120V/60Hz/24V	230V/50Hz/24V – 120V/60Hz/24V	230V/50Hz/24V – 120V/60Hz/24



STANDARD FEATURES

INWARD FACING & ACTIVATION SWITCH	UNOBSTRUCTED ACCESS TO THE ROLLER
ERGONOMIC HANDLES FOR ROLLER OPERATION	REVERSIBLE EXTRA BRACKETS FOR APPLICATION TAPE
ROUNDED HOUSING - NO SHARP EDGES	SELF-HEALING CUTTING MAT
FREE VIEW TO ROLLER	CASTERS

OPTIONAL

ELECTRONIC TABLE HEIGHT ADJUSTMENT 900 mm - 1200mm (FOR MODELS 2814 - 3315)

5 YEAR WARRANTY



ROLLOVER

THE ART OF LAMINATING

SALES - SERVICE - PARTS

ROLLOVER AUSTRALIA

1 Kerryl Street,


Kunda Park QLD 4556

Australia

T:1300 499 023

info@rolloveraustralia.com.au

We deliver and install Australia wide



Scan QR Code to visit our website

Designed and Built by:

**ROLLOVER AS - Ramstadløkka 3 - 1850 Mysen
NORWAY**

NOTES