

WHIDBEY ISLAND FAIR

**LIVESTOCK
ASSOCIATION
MANUAL**

Table of Contents

Purpose

Rules and Regulations

Livestock Division Requirements

Health Requirements and Recommendations for Washington State Livestock Exhibitors

Youth Member Code of Conduct

National Show Ring Code of Ethics

Forms

Producer Affidavit

Intent to Sell Form

Loan Application

Purpose

This is a guidebook designed to provide leaders, parents and members with expectations, processes and rules of the Whidbey Island Fair Livestock Association. It also helps participants understand their responsibilities and obligations, to promote fair practices and to provide information on animal health and welfare. First and foremost, we are a market animal sale, our goal is that all animals sold at the auction be of high meat quality and raised with USDA standards. Secondly, safety is of utmost importance. Since we are a large animal breed division, we must ensure that members, parents, and the public are kept safe. And last but not least we want to ensure a smooth and successful event with everyone working together to achieve this goal.

Rules and Regulations

- Livestock will be listed in the auction and sold in order by their respective grades. Only Grand and Reserve Champions, blue and red ribbon animals will be sold. **No white ribbon** animals will be sold.
- Any individual found stealing or reported for theft will be referred immediately to the Fair Board for disciplinary action. Theft includes, but is not limited to the taking of equipment, feed, show supplies, or any other personal or fair property.
- Each exhibitor must care for and exhibit his/her own animal and will be responsible for the humane care, management and cleanliness of their stall area. If the rules are not adhered to, the department superintendent will first address the issue directly with the youth. If the problem persists, or is not resolved, the matter will be referred to the fair board for a decision on appropriate disciplinary action.
- **All animals must meet weight requirements to show.**
 - Goat**-minimum live weight 70 pounds
 - Lamb**- minimum live weight 95 pounds
 - Swine**-minimum live weight 220 pounds
 - Beef** -small frame breed-minimum live weight 900 pounds
 - Beef**- Medium frame breed- minimum live weight 1000 pounds
 - Beef**- large frame breed- minimum live weight 1250 pounds
 - Chickens**- sold in lots of 3
 - Meat Ducks**-minimum live weight of 11 pounds
 - Turkeys and Geese**- minimum live weight of 11 pounds
 - Rabbits** – sold in lots of 3
- Exhibitors under the age of 18 must have adult supervision at all times, no child is to be left at the Fair alone.
- Exhibitors or parents who show inappropriate show ring behavior will be asked to leave the ring or arena and will lose all premium money and show awards, which will disqualify selling their animal at auction.

- Exhibitors must obtain and display a stall card on their stall.
- No running in or around the barns
- No rough housing or play fighting in the barn
- Exhibitors must have in their possession for at least

Beef-120 days

Sheep - 60 days

Swine - 60 days

Goats - 60 days

Poultry - 45 days

Rabbits - 45 days

- **Show Dress Code-** dark pants, dress shirt and closed toes barn boots, all exhibitors must be dressed in show dress for fitting and showing and type class. Dress code will be strictly enforced, and animals must be clean.
- For safety reasons no shorts, no open-toed shoes or flip-flops will be allowed in the barn.
- **The Whidbey Island Fair Livestock Association Board** will have the final authority over entries in each animal division.
- Intent to sell forms must be turned into the Livestock Association at spring weigh in. If the form is not received by the due date the animal will not be allowed to be sold at auction. No exception.
- All livestock animals must have a clearly visible tag number, bar tag, branding or another form of identification that matches their registration otherwise entry will not be permitted and will be sent home.
- Both **Lamb** and **Swine** must have a **Premis ID** tag from the Breeder, registered Farm. **Animals must be tagged before being weighed in at spring weigh in.**
- Online Quality Assurance Certificate must be presented at vet check.
- **Goats** must have a **Scrapie tag** or **Premis ID tag** to show

- Upon fair closure each exhibitor is responsible for cleaning up their area, removing their tack and personal belongings. If not followed the Fair Board will be notified.
- No personal items or awards will be removed from the barn before barn closure on Sunday night.
- All animals will be **Vet-Checked** prior to unloading on haul-in day at the fair. Any animal not passing vet check will be sent home.
- Animals must have been Judged at the Whidbey Island Fair to be eligible for auction.
- Members must complete a Producers Affidavit and present it on spring weigh day.
- Registration must be completed through the Whidbey Island Fair online sign-up system in accordance with the fair's official deadlines.
- Members are responsible for marketing their animals prior to the fair to bring in buyers.
- Exhibitors must maintain a professional and respectful attitude towards buyers, committee members, and fellow participants.
- Animals should be well-groomed and presented to maximize their appeal at the auction.
- After the completion of the auction, all animals designated for processing will be hauled to the processor / butcher. A Board member of the Livestock Association will be responsible and only a board member will be making arrangements with the processor / butcher. No other animals will be allowed to be transported with the fair animals to avoid confusion.
- If other arrangements have been made with a buyer, these must be discussed with the Livestock Association President prior to the auction's conclusion
- Each exhibitor is required to send a thank you note to their buyer after the auction.
- Animals can be sold out of the barn after the auction has taken place. Seller/buyer must make arrangement for said animal to be transported

to the processor / butcher. The Livestock Association will not be responsible for said animal.

- Exhibitors must reside on Whidbey Island to sell Qualified animals at the Whidbey Island Fair Livestock Auction.

Livestock Division Requirements:

Poultry:

Meat Chickens - sold in lots of 3

Laying and breeding Chickens – sold in lots of three

Quail- sold in lots of six

Meat Ducks (Muscovy)-minimum live weight of 11pounds

Turkey and Geese- minimum live weight of 11 pounds

Ducks- sold in lots of 3 (not meat ducks)

Only poultry that has received Grand, Reserve, blue or red ribbons will be sold at the auction. Poultry will not be transported to the butcher; butchering will be coordinated between the buyer and the seller or the poultry superintendent.

All poultry must be banded for identification purposes. An Intent to sell form must be filled out for each bird sold. If not provided, animals will not be entered in the auction.

Egg sales

Eggs must be standard size

Must be sold by the dozen

Must be collected up to two weeks before the auction

Birds must be displayed in the poultry barn.

An Intent to sell form must be filled out with the number of eggs being sold.

Meat Rabbit:

All rabbits entered must have a permanent and legible tattoo in their left ear at the time of check in.

Sold in lots of 3, age limit not over 10 weeks, total weight limit not over 15 pounds.

Only rabbits that have received a Grand, Reserve, blue or red ribbon to be sold at auction.

Must be judged on meat type.

An intent to sell must be filled out for each rabbit sold.

Rabbits will not be transported to the butcher; butchering will be coordinated between the buyer and the seller or the rabbit superintendent.

Must supply own meat rabbit pens at fair.

Goat:

Minimum live weight of 70 pounds. **'No Feeders Goats (under 70 pounds) will be sold at auction**

Meat Goat breeds only will be sold at auction - Boer, Kiko, Spanish and Myotonic.

The exhibitor must have possession of the animal for 60 days

All goats must have **Federal Scrapie** Identification, or a **WSDA** tag without tag the animal will be sent home.

Must receive a Grand, Reserve, blue or red ribbon to be sold in the auction.

All goats must be tagged for identification purposes.

An intent to sell form must be turned into the Livestock Association by spring weigh day no exception.

Sheep:

Minimum live weight of 95 pounds (**No feeders will be sold at auction**)

Exhibitor must have possession of the animal for 60 days.

All sheep must have **Federal Scrapie** Identification tag without tag the animal will go home

All sheep must be tagged for identification purposes

Full clipping of your animal will be done at home, only touchups will be allowed at fair, no exceptions.

An intent to sell form must be turned in at spring weigh day

Only sheep that have received a Grand, Reserve, blue or red ribbon will be sold at auction.

Beef:

Small frame breeds-minimum live weight 900 pounds

Medium frame breeds-minimum live weight 1000 pounds

Large frame breeds- minimum live weight 1250 pounds

Exhibitors must have possession of animal for 120 days.

All beef must be tagged for identification purposes.

Any animal that cannot be safely handled by the exhibitor will be withdrawn from the show by the Livestock Board if necessary.

Show halters must be used.

For safety reasons exhibitors must always wear sturdy barn boots.

An intent to sell form must be turned in at spring weigh day.

Only animals receiving a Grand, Reserve, blue or red ribbon will be sold at auction

Swine:

All swine will have a visible ear tag for identification purposes.

All swine must have a **WSDA** identification tag, without tag the animal will go home.

Must be in possession of animals for 60 days.

No miniature breeds or crosses with miniature breeds (for example, No Idaho pasture pigs, Kune Kune, guinea hogs etc.) will be sold at auction

No Pietrain or Pietrain crosses will be allowed in the auction.

For the auction the following breeds will only be accepted: standard American breeds (Yorkshire, Hampshire, Berkshire, Landrace, Duroc, Chester White, Poland China and Spot) American standard breed crosses will be accepted, also meat quality heritage breeds meeting weight requirements.

Minimum weight restrictions 220 pounds-anything under will not go to auction

Maximum weight 320 pounds- anything over will not go to auction.

Age requirement - must be under 8 months old

Age requirement - must be under 8 months old

For safety reasons exhibitors must wear sturdy barn boots.

An Intent to sell form is required for each animal sold. It must be turned in at spring weigh day

Only animals receiving a Grand, Reserve, blue or red ribbon will be shown in the auction.

For safety reasons all pens must be locked, and infractions will be severely dealt with.

Any and all animals to be sold at the auction must have an Intent to sell form on file from the current year. No animal will be sold without this form.

All animals entering the Fair must have a **Producer Affidavit, Quality Assurance Certificate and Health Record** turned in at weigh day.

For safety reasons ALL exhibitors will be required to wear sturdy barn boots while in the barn.



STATE OF WASHINGTON

DEPARTMENT OF AGRICULTURE

P.O. Box 42560 • Olympia, Washington 98504-2560 • 360-902-1878

Health Requirements and Recommendations for Washington State Livestock Exhibitions

From the State Veterinarian

PLEASE READ CAREFULLY

Enclosed are the mandatory import and livestock inspection requirements and recommended animal health inspection regulations for entry to Washington fairs. Because individual fairs may apply more stringent regulations, exhibitors should contact fair management well in advance of an event for details regarding deadlines, required paperwork, fees, rules, and so on. Thank you for doing your part to safeguard the health of Washington State poultry and livestock by distributing the enclosed documents to the appropriate superintendents.

1) Entry permits

Entry permits are required for all out-of-state cattle, swine, and rams over six months old. To obtain a permit number, call 360-902-1878 between 8 AM and 5 PM Monday through Friday. After hours and weekends, call 800-942-1035 or [Electronic Entry Permit](#)

2) Special sales

- An application for a special livestock sale may be obtained by calling the Livestock Identification Program at 360-902-1855. A copy of the application is enclosed or available at [Special Sale Application](#)
- Special sales permits are due 15 days before the sale to be considered for approval.

3) Brand inspection requirements

- All cattle must be inspected for brands or other proof of ownership for any action creating a change of ownership. If a brand inspection is needed, it must be done prior to sale.

- A certificate of permit (haul slip) needs to be filled out completely by the consigner prior to transporting and consigning animals to a sale. Certificates of permits can be purchased by calling 360-902-1855. Books of 25 permits are \$5.
- Proper proof of ownership documents must accompany cattle being consigned to a sale at the time of inspection. If proof of ownership is not satisfied, proceeds of the animal's sale will be held until proper ownership documentation is presented.
- Accepted proof of ownership documents for youth terminal sales:
 - An official livestock inspection certificate issued by WSDA.
 - An official inspection certificate issued by another state or province maintaining a livestock inspection program.
 - Bill of sale and affidavit of sale. For copies of affidavits of sale, contact your local brand inspector.
- If you have any questions, contact the Livestock Inspection Program at 360-902-1855.

4) Animal health and CVI requirements

In-state animal entries

- Exhibitors are NOT required to have individual certificates of veterinary inspection (CVIs) for entry into a fair. If a fair requires a CVI on in-state animals, a private veterinarian can issue one per group or individual.

In-state poultry exhibitor requirements

- All chickens, exotic fowl, and game birds must test negative for Pullorum-Typhoid within 90 days prior to exhibition. Waterfowl, doves, and pigeons are exempt from this rule. Exhibitors are exempt from this rule if they are members of the National Poultry Improvement Program.
- If you have any poultry-related exhibition questions, please contact the Washington State Avian Health program at 509-607-4974 or avhealth@agr.wa.gov.

Out-of-state animal entries must comply with Washington State import regulations. No exemptions are allowed unless exempt in WSDA rules. CVIs are required for out-of-state animals. See out-of-state animal entry document included in this packet.

5) Fair veterinarian

- Each fair should have an official fair veterinarian in attendance.
- **The fair veterinarian's professional decision regarding the health status of an animal must be considered final and upheld by the fair board.**
- Fair veterinarians must check out-of-state exhibitors for proper import documents and required testing and deny entry to those not in compliance.
- Fair veterinarians should make recommendations to exhibitors for vaccinations. WSDA strongly recommends cattle be vaccinated in the current show year against respiratory diseases with a booster administered one month before an exhibition. Equine rhinopneumonitis (equine herpes-virus-1) vaccination boosters within 35 days of exposure to the virus are associated with increased risk of equine herpes myeloencephalopathy, so boosters should be given well in advance of potential exposure.

- Fair veterinarians should inspect all classes of livestock and poultry (including but not limited to cattle, sheep, swine, horses, pet animals, rabbits, fur-bearing animals, pigeons, ducks, geese, turkeys, etc.) before exhibition to verify they show no signs of contagious or infectious diseases or external parasites.
- Fair veterinarians should reject any animal with infectious or contagious diseases or external parasites. (i.e., ringworm, warts, pinkeye, strangles, contagious ecthyma, foot rot, pneumonia, caseous lymphadenitis, atrophic rhinitis, scabies, lice, mites, and ticks).
- Animals exhibiting signs of disease during a fair should be rejected by the fair veterinarian and removed from the exhibit area.

6) Biosecurity recommendations for before, during and after the fair and by species documents are included in this packet. Please review applicable species for specific recommendations.

7) Fair premium books must list any additional required tests or vaccinations required by the fair in addition to state requirements.

8) Zoonotic diseases

- Work with your local department of health to develop and implement protocols with best practices for public health.
- *E. coli* 0157H7, Salmonella, swine influenza, ringworm, orf, and other infectious diseases can be transmitted by contact with animals.
- Children, seniors and immune-impaired persons are particularly susceptible to contagious and/or zoonotic diseases.
- Hand washing facilities should be available wherever human-animal or animal waste contact is possible; signage directing the public to those facilities needs to be highly visible.

Youth Member Code of Conduct

The code of conduct shall be signed by each youth member and parent/guardian within the current year. A youth member is not eligible to participate in this program without this agreement. As a youth participant/member you have the responsibility of representing the Whidbey Island Fair to the public. Therefore, you are expected to conduct yourself in a manner that respects individual rights, safety and property of others, and reflects favorably on your state, county, as well as yourself. You are expected to observe the following rules.

- The possession and use of alcoholic beverages, marijuana, and /or drugs other than prescribed medication is prohibited. Use of tobacco products by youth members is prohibited.
- Obscene and discriminatory language, rough housing, and insubordination will not be tolerated.
- Members and leaders must demonstrate respect for each other and the public.
- Display of overly affectionate attention between individuals is prohibited.
- Damage to, or destruction of property belonging to others is prohibited.
- Animal abuse of any kind is prohibited.
- Display of unsportsmanlike conduct is prohibited.
- Be an example of how to accept what life has to offer- good and bad - and how to live with the outcome of exhibiting your project.
- Wear neat, clean and appropriate attire; including shoes, boots, or appropriate footwear at all times.

Report any infractions to the superintendent/leader or event manager.

Penalties for infractions may include any or all of the following:

- Placing the member on probation for involvement in further fair events.
- Assessing the member the cost of damages and repairs in the event of damages or destruction of property.
- Releasing the member to the nearest law enforcement agency and/or proper authorities.
- Withholding premiums and/or sending the member home from future activities or events.

Parents/guardians will be notified if penalties are necessary.

For members and parents/guardians: We understand this agreement is to ensure the safety of the youth member and ensure conduct and behavior that will result in each participant receiving the full benefit of enjoyment and educational experience from the event. It is not intended to place undue restrictions upon participants.

For youth members: I have read the Code of Conduct and agree to abide by its rules. I understand that infractions of this code will result in any or all of the penalties listed above.

For parents/guardians: I have read the Code of Conduct and understand that I am responsible for my child or ward's behavior. I give permission to the staff in charge to administer the code.

Youth Member Signature _____

Parent/Guardian Signature _____

NATIONAL SHOW RING CODE OF ETHICS

This code of ethics applies to anyone exhibiting animals at livestock shows in the United States. It includes Juniors as well as open class exhibitors who compete in structured classes of competition. All classes of livestock offered at the livestock event are included: Cattle (Beef and Dairy), Goats (Angora, Boer, Dairy, Meat, Cashmere), Equine (Donkey, Horses, Mules) Llamas and other specialty animals, Poultry, Rabbits, Sheep, Swine and any other livestock classes offered. This "National Show Ring Code of Ethics" will be enhanced with additional rules and regulations which individual fairs and livestock shows impose on the local, county, state regional and national levels.

The following practices or procedures are unacceptable and are defined as being deceptive, fraudulent, unethical and inhumane in the care, fitting, preparation and showing of all classes of livestock. The use of any illegal drugs is prohibited. Legal or illegal substances used to phenotypically alter the appearance of an animal entered in livestock events is prohibited. (See rule #4). Use of illegal drugs is considered a pre-meditated act! Furthermore, any information obtained in the practice of illegal alteration of an animal will be turned over to the proper authorities for criminal prosecution. **THIS IS A ONE STRIKE YOU ARE OUT POLICY!** Exhibitor will forfeit any premium, awards, or auction proceeds and will be prohibited from further competition at shows in the United States as well as being subject to criminal prosecution if proven guilty.

The following is a listing of guidelines all exhibitors must follow to enter livestock at organized competitive events.

1. All exhibitors must have viable proof (Junior division) of ownership available to prove length of time animals have been owned. Market animals (Beef, Sheep, Swine, Goats) must be owned and under exhibitors daily care according to established rules and regulations for the fair or livestock exposition. This also includes all small market animals (rabbit and poultry). The official ownership date is the date shown on the bill of sale, unless the animal was bred by the exhibitor, in which salvaging or births records must be shown. (Local rules may determine ownership requirements for nonmarket animals). Registered breeding livestock must show the exhibitor as the sole owner of the animal on the breed association paper or certificates.
2. No exhibitor may show an animal which has been previously sold at an auction or sale as a market animal through another fair, livestock show, whether or not there is an actual change of ownership (progressive level shows excluded). Any method used to misrepresent the age of an animal for a class in which it is shown is deceptive and considered illegal. Showing an animal for another individual by claiming ownership in order to show in a specific livestock class or event is prohibited. False ownership is illegal.
3. Junior exhibitors are expected to care for and groom their animals while at the fair or livestock show. (Individual consideration will be given in extenuating circumstances). Adults will not be allowed to physically assist in the preparation of the animal while at the show. Verbal instruction will be allowed, but no physical assistance is permitted. Physical assistance may be rendered by other junior aged members in good standing in the 4-H and FFA programs. Any violations of this rule will result in immediate disqualification from the show.
4. Treating an animal internally or externally, with any irritant, counter-irritant, or other substance used to artificially change the conformation or appearance of an animal for show is considered

unethical, inhumane and is prohibited. This includes, but is not limited to, the use of graphite powders, hemp, artificial hair coloring, common products such as fly spray, ointment or liniment used to the point that it is irritating (unless required to reduce edema at time of calving) or similar type products. The use of dyes, spray paint or other artificial coloring which result in altering an animal's true and natural appearance and/or color is prohibited. Adding false hair or hair-like material, fleece or skin at any point, spot, or area of the animal's body is illegal and will result in immediate disqualification. Any liquid or substance not considered, part of an accepted and normal diet for livestock is deemed illegal and inhumane. For example: the use of alcoholic or carbonated beverages as a drench or filler, etc.

5. The use of tranquilizers, sedatives, or depressants which alter the physical or physiological state of the animal is illegal. Exceptions to this rule would be a licensed, certified veterinarian's treatment for a recognized disease or injury, or recommendation for tranquilizing breeding animals in heat that might compromise the safety of others. The drugs must be approved by The Food and Drug Administration for use in meat producing animals. All exhibitors shall advise show management of any drugs and/or medication administered to an animal that might be detected at the time of showing or at meat inspection. The name of the drug, it's purpose, the person who administered the drug, time and date of administration shall be presented to show management prior to the showing and sale of the animal. Failure to report this information to the show management will result in severe penalty and/or disqualification. Any use of drugs or substances not approved by the Food and Drug Administration is strictly prohibited. All animals entered into livestock competition shall be subject to testing for foreign substances that exceed acceptable levels established by the FDA, FSIS, USDA, or EPA.

During the livestock events, in the case of animals requiring treatment, all medications shall be administered by a licensed veterinarian and the livestock show officials shall be notified.

6. Surgery, injection or insertion of foreign material under the skin and/or into the flesh of an animal to change the natural contour, conformation or appearance of an animal's body is illegal. This includes vegetable oil, silicon or any other substance used to alter the shape of the animal. Acceptance practices of physical preparation which are allowed included, clipping of hair, trimming of hooves, dehorning or removal of ancillary teats.

7. The balancing of the udder by abnormal means that includes the use of a mechanical contrivance or the injection of fluid or drugs, setting the teats and/or occluding (sealing the ends) with a mechanical contrivance or with the use of a chemical preparation is illegal. Treating or massaging the udder or its attachments with an irritant or counter-irritant is prohibited.

8. The use of inhumane fitting, showing and/or handling practices or devices shall not be tolerated. For example: breaking of tails, striking of the animal to cause swelling or for bracing purposes, use of an electrical contrivance, or use of overly severe bits is not acceptable.

9. Direct criticism or interference with the judge, show management, other exhibitors, breed representatives or show officials before, during, or after the competitive event is prohibited.

10. At the time an animal is sold at auction at the livestock show, the exhibitor shall be held directly responsible for animals that are rejected at the processing center due to the presence of foreign residues. The seller may be liable to the buyer for an amount equal to three times the purchased price and may also be liable for attorney's fees and civil penalties. Show Management may share acceptable intelligence and evidence information with FDA and USDA.

If for any reason, any part of the meat animal carcass must be removed by the FDA or USDA inspectors, the market price will be discounted.

11. Show management reserved the right to require animal health certificates. Health inspections and diagnostic tests may be made before or after animals are on the livestock show premises for exhibitor and animal safety, or to inaugurate disease control procedures which may become necessary in emergencies as determined by animal health officials.

Any violation of "The National Show Ring Code of Ethics" or specific rules as designated by individual fairs and livestock shows will result in forfeiture of premiums and awards, disqualification, and may result in probationary status and/or loss of eligibility for future participation in organized livestock competition. Possible civil penalties may be imposed by the proper authorities based on evidence provided by the livestock show or exhibitors in violation of the Federal Food, Drug and Cosmetic act/or the animal mistreatment, neglect, and abandonment laws that apply on the local, state, and national levels.

The decision of the livestock show management will be final.

Other cooperating shows, (The International Association of Fairs and Expositions, The American Livestock Show and Rodeo Managers Association, and Western Fairs Association) will be notified of the action taken by the show management, which may affect the eligibility of the individual, group, or sponsoring organization for participation at other shows who are also members of these organizations.

By making entry in a livestock show or event you are verifying you have read "The National Show Ring Code of Ethics" and understand the consequences of the penalties involved for illegal, unethical, inhumane, and unfair practices of competition. You also verify that you and your family may be prohibited from future participation in organized fairs and livestock shows in the United States, and could face possible criminal prosecution and/or civil penalties if implicated in any of the aforementioned acts.

Producer Affidavit & Market Rabbit Health Record

Youth Producer:
 Name: _____
 Address: _____
 Premise ID (if available): _____
 Phone: _____
 YQCA Certification #: _____
 Fair: _____
 Fair Tag #: _____
 Sale Date: _____

Producer Affidavit and Animal Information (Obtain from producer):
 Flock Tag #: _____ Scrapie ID#: _____ Sex: _____
 Birth Date: _____ Breed: _____
I (original producer) attest through first-hand knowledge, normal business records, or producer affidavit(s) that the animal referenced to by this document is of _____ (country) origin, and is delivered to _____ (Youth Producer).
 Date Purchased: _____ Premise ID (if available): _____
 Purchased From (Farm Name): _____ Office Phone: _____
 Address: _____ City, State, Zip: _____
 Producer Signature: _____ Print Name: _____

Youth producers only list treatments administered while under your care. Do NOT list treatments administered prior to purchase

Treatments & Dewormers (Date & Time)	Associated Condition(s) Being Treated	Estimated Weight	Treatment Administered (Medication dispensed, amount, and route of administration)	Drug Lot Number	Name (Person giving treatment)	Withdrawal Time (Instructed)	Withdrawal Complete (Date & Time)	For prescription or extra label drug use, list the veterinarian's name, address, and phone.

Medicated Feeds: Remember to document ALL medicated feeds and withdrawal times.

Dates Fed	Medication Name (Medication included in feed and approximate amount of medication)	Withdrawal Time (Instructed)	Withdrawal Complete (Date & Time)

“Produce healthy and safe lamb products by being a knowledgeable and responsible producer.”
 Give Subcutaneous (Sub-Q) injections under loose skin of neck or front flanks, using the tented method. Give Intra-muscular (IM) injections in the neck. If label indicates a choice, use Sub-Q (under the skin) injections over IM.

I certify that I produced this animal, it was not fed any “prohibited” mammalian protein (i.e. meat & bone meal), per FDA regulation, CFR Title 21, and I have listed ALL products and treatments they received while in my care and all withdrawal times have been met. I attest that the animal referred to by this document is of _____ (country) origin and raised in _____ (country).

Youth Signature: _____ Date: _____
 Guardian Signature: _____ Date: _____



Producer Affidavit & Market Poultry Health Record

Youth Producer:
 Name: _____
 Address: _____
 Premise ID (if available): _____
 Phone: _____
 QA Certification #: _____
 Fair: _____
 Fair Tag #: _____
 Sale Date: _____

Producer Affidavit and Animal Information (Obtain from producer):
 Herd Tag #/Ear Notch ID: _____ Sex: _____
 Hatch Date: _____ Breed/Color: _____
 I (original producer) attest through first-hand knowledge, normal business records, or producer affidavit(s) that the animal referenced to by this document is of _____ (country) origin, and is delivered to _____ (Youth Producer).
 Date Purchased: _____ Premise ID (if available): _____
 Purchased From: _____ (Farm Name) Office Phone: _____
 Address: _____ City, State, Zip: _____
 Producer Signature _____ Print Name _____

Youth producers only list treatments administered while under your care. Do NOT list treatments administered prior to purchase.

Treatments & Dewormers (Date & Time)	Condition Being Treated	Estimated Weight	Treatment Administered (Medication dispensed, amount and route of administration)	Drug Lot Number	Name (Person giving treatment)	Withdrawal Time (Instructed)	Withdrawal Complete (Date & Time)	For prescription or extra label drug use, list the veterinarian's name, address, and phone.

Medicated Feeds: Remember to document ALL medicated feeds and withdrawal times

Dates Fed	Medication Name (Medication included in feed and approximate amount of medication)	Withdrawal Time (Instructed)	Withdrawal Complete (Date & Time)

“Produce healthy and safe products by being a knowledgeable and responsible producer”
 Give Subcutaneous (Sub-Q) injections under loose skin of neck or front flanks, using the tented method. Give Intra-muscular (IM) injections in the neck.
 If label indicates a choice, use Sub-Q (under the skin) injections over IM.

I certify that I produced this animal, it was not fed any “prohibited” mammalian protein (i.e. meat & bone meal), per FDA regulation, CFR Title 21, and I have listed ALL products and treatments they received while in my care and all withdrawal times have been met. I attest that the animal referred to by this document is of _____ (country) origin and raised in _____ (country).
 Youth Signature: _____ Date: _____
 Guardian Signature: _____ Date: _____



Producer Affidavit & Market Lamb Health Record

Producer Affidavit and Animal Information (Obtain from producer):

Flock Tag #: _____ Scrapie ID#: _____ Sex: _____

Birth Date: _____ Breed: _____

I (original producer) attest through first-hand knowledge, normal business records, or producer affidavit(s) that the animal referenced to by this document is of _____ (country) origin, and is delivered to _____ (Youth Producer).

Date Purchased: _____ Premise ID (if available): _____

Purchased From (Farm Name): _____ Office Phone: _____

Address: _____ City, State, Zip: _____

Producer Signature: _____ Print Name: _____

Youth Producer:

Name: _____

Address: _____

Phone: _____

Premise ID (if available): _____

QA Certification #: _____

Fair: _____

Fair Tag #: _____

Sale Date: _____

Youth producers only list treatments administered while under your care. Do NOT list treatments administered prior to purchase.

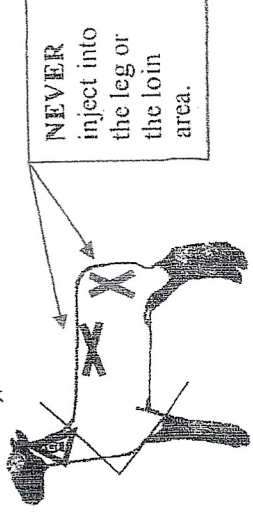
Treatments & Dewormers (Date & Time)	Associated Condition(s) Being Treated	Estimated Weight	Treatment Administered (Medication dispensed, amount, and route of administration)	Drug Lot Number	Name (Person giving treatment)	Withdrawal Time (Instructed)	Withdrawal Complete (Date & Time)	For prescription or extra label drug use, list the veterinarian's name, address, and phone.

Medicated Feeds: Remember to document ALL medicated feeds and withdrawal times.

Dates Fed	Medication Name (Medication included in feed and approximate amount of medication)	Withdrawal Time (Instructed)	Withdrawal Complete (Date & Time)

“Produce healthy and safe lamb products by being a knowledgeable and responsible producer.”

Give Subcutaneous (Sub-Q) injections under loose skin of neck or front flanks, using the tented method. Give Intra-muscular (IM) injections in the neck. If label indicates a choice, use Sub-Q (under the skin) injections over IM.



I certify that I produced this animal, it was not fed any “prohibited” mammalian protein (i.e. meat & bone meal), per FDA regulation, CFR Title 21, and I have listed ALL products and treatments they received while in my care and all withdrawal times have been met. I attest that the animal referred to by this document is of _____ (country) origin and raised in _____ (country).

Youth Signature: _____ Date: _____

Guardian Signature: _____ Date: _____

Producer Affidavit & Health Record Instructions

Producer Affidavit and Market Lamb Health Record is designed to help youth assure buyers, packers, and consumers that they are producing lamb products that are safe for human consumption and comply with state and federal regulations pertaining to food animal production and sales. This document should reflect ALL treatments and care given while the animal is under YOUR care and ownership, including all animal health products and medicated feeds used. This document also serves as an affidavit to comply with mandatory Country of Origin Labeling (COOL). This is a legally binding document.

Step 1: Obtain this form for each project market animal prior to purchase. Complete the "Youth Producer" information box. Exhibitor is the **Youth Producer**.

Premise ID is a unique seven digit number associated with an individual premises assigned through the voluntary National Animal Identification System (NAIS). The purpose of the NAIS is to locate exposed or infected animals in the event of an animal health emergency. To receive more information or sign up for your NAIS Premise ID # contact Washington State Dept of Agriculture at 360-725-5493.

Step 4: Record feeds containing medications and their withdrawal time from last feeding. Do not use any feed that is not formulated for the specific species you are feeding.

Step 5: Youth and their parent/guardian need to complete and sign the verification box when the animal is transferred to the fair/show sale committee.

Youth Producer:
 Name: Laura Meyer
 Address: 111 E. 1st St. Hill, Oregon 97111
 Phone: (503) 441-1111
 Premise ID #: 504-1111
 Fair: Washington State Fair
 Fair Tag #: 111-1111
 Sale Date: August 15, 2011

Producer Affidavit and Animal Information (Obtain from producer):
 Block Tag #: 1074 Scripp ID #: WA 2222X-1079 Sex: Female
 Birth Date: 2/13/10 Breed: Subok x Hanp
 I (original producer) attest through first-hand knowledge, normal business records, or producer affidavit(s) that the animal referenced to by this document is of USA country of origin, and is delivered to Laura Meyer
 Date Purchased: 2/13/10 Premise ID of animal: 504-1111
 Purchased From (Name, Address, City, State, Zip): Step 1074 Office Phone: 360-725-5493
 Address: 222 Lehigh Ave. Hill, WA 97111 Print Name: Laura Meyer
 Producer Signature: Laura Meyer

Treatments & Dewormers (Date, S, Time)	Associated Condition(s) Being Treated	Estimated Weight	Treatment Administered (Medication, dose, amount, and route of administration)	Drug Lot Number	Name (Person giving treatment)	Withdrawal Time (days)	Withdrawal Complete (Date & Time)	For prescription or even labeled drug use, list the veterinarian's name, address, and phone
1/15/10	Parasitic	90 lbs	Milbexin-Dal 3.0	223PI	Laura	21 days	2/5/10	
1/15/10	Respiratory	90 lbs	Metronidazole	223PI	Laura	21 days	2/5/10	
1/15/10	Foot Rot	90 lbs	MS Mox M, 4%	021742	Laura	21 days	2/5/10	

Medicated Feeds: Remember to document ALL medicated feeds and withdrawal times.
 Dates Fed: 1/15/10 Medication Name: MS Mox M, 4% Withdrawal Time (days): 21
1/15/10 MS Mox M, 4% 21
1/15/10 MS Mox M, 4% 21

I certify that I produced this animal, it was not fed any "prohibited" mammalian protein (i.e. meat & bone meal), per FDA regulation, CFR Title 21, and I have listed ALL products and treatments they received while in my care and all withdrawal times have been met. I attest that the animal referred to by this document is of USA (country) origin and raised in USA (country).
 Youth Signature: Laura Meyer Date: 8/15/11
 Guardian Signature: Laura Meyer Date: 8/15/11



NEVER inject into the leg or the loin area.

Produce healthy and safe lamb products by being a knowledgeable and responsible producer.

Give Subcutaneous (Sub-Q) injections under loose skin of neck or front flanks, using the tented method. Give Intramuscular (IM) injections in the neck. If label indicates a choice, use Sub-Q (under the skin) injections over IM.

Step 2: Obtain information about the breeder/seller and identification of the animal. Record animal's fair ID # and sale date in "Youth Producer" box as they become available. USDA mandatory **Country of Origin Labeling (COOL)** requires animals sold to commercial meat processors for retail sales have written documentation to verify country of origin. First-hand producer must sign here to verify and comply with COOL requirements.

Step 3: Keep this step up-to-date during the ownership and care of your animal when using ANY animal health care products. Only list treatments administered while under your care. Do not list treatment given prior to purchase. **WITHDRAWAL TIME:** The amount of time from the last treatment until the animal can be marketed for harvest. It is found under the "warning section" of the label.

NOTE: Many fairs and packing plants are requiring youth to verify health product and feed compliance and submit a signed affidavit to verify country of origin. You may not be able to sell project animals at the fair or livestock show if you do not accurately complete the project animal health record. Animals are randomly tested and trace-back audits are conducted to identify potential violations that may result in a monetary fine and/or criminal prosecution. Keep a copy of the health record for at least one (1) year after the sale or harvest of the animal.

The information given herein is for educational purposes only. References to commercial products or trade names are made with the understanding that no discrimination is intended.

Producer Affidavit & Market Goat Health Record



Youth Producer:
 Name: _____
 Address: _____
 Phone: _____
 Premise ID (if available): _____
 QA Certification #: _____
 Fair: _____
 Fair Tag #: _____
 Sale Date: _____

Producer Affidavit and Animal Information (Obtain from producer):
 Herd Tag #: _____ Scrapie ID#: _____
 Birth Date: _____ Breed/Color: _____ Sex: _____
 I (original producer) attest through first-hand knowledge, normal business records, or producer affidavit(s) that the animal referenced to by this document is of _____ (country) origin, and is delivered to _____ (Youth Producer).
 Date Purchased: _____ Premise ID (if available): _____
 Purchased From (Farm Name): _____ Office Phone: _____
 Address: _____ City, State, Zip: _____
 Producer Signature: _____ Print Name: _____

Youth producers only list treatments administered while under your care. Do NOT list treatments administered prior to purchase.

Treatments & Dewormers (Date & Time)	Condition Being Treated	Estimated Weight	Treatment Administered (Medication dispensed, amount, and route of administration)	Drug Lot Number	Name (Person giving treatment)	Withdrawal Time (Instructed)	Withdrawal Complete (Date & Time)	For prescription or extra label drug use, list the veterinarian's name, address, and phone.

Medicated Feeds: Remember to document ALL medicated feeds and withdrawal times.

Dates Fed (Medication included in feed and approximate amount of medication)	Medication Name	Withdrawal Time (Instructed)	Withdrawal Complete (Date & Time)

“Produce healthy and safe chevon products by being a knowledgeable and responsible producer.”

I certify that I produced this animal, it was not fed any “prohibited” mammalian protein (i.e. meat & bone meal), per FDA regulation, CFR Title 21, and I have listed ALL products and treatments they received while in my care and all withdrawal times have been met. I attest that the animal referred to by this document is of _____ (country) origin and raised in _____ (country).

Youth Signature: _____ Date: _____
 Guardian Signature: _____ Date: _____

NEVER inject into the leg or the loin area.

Producer Affidavit & Health Record Instructions

Producer Affidavit and Meat Goat Health Record is designed to help youth assure buyers, packers, and consumers that they are producing meat goat products that are safe for human consumption and comply with state and federal regulations pertaining to food animal production and sales. This document should reflect ALL treatments and care given while the animal is under YOUR care and ownership, including all animal health products and medicated feeds used. This document also serves as an affidavit to comply with mandatory Country of Origin Labeling (COOL). This is a legally binding document.

Step 1: Obtain this form for each project market animal prior to purchase. Complete the "Youth Producer" information box.

Exhibitor is the **Youth Producer**. **Premise ID** is a unique seven digit number associated with an individual premises assigned through the voluntary National Animal Identification System (NAIS). The purpose of the NAIS is to locate exposed or infected animals in the event of an animal health emergency. To receive more information or sign up for your NAIS Premise ID # contact Washington State Dept. of Agriculture at 360-725-5493.

Step 4: Record feeds containing medications and their withdrawal time from last feeding. Do not use any feed that is not formulated for the specific species you are feeding.

Step 5: Youth and their parent/guardian need to complete and sign the verification box when the animal is transferred to the fair/show sale committee.

Step 2: Obtain information about the breeder/seller and identification of the animal. Record animal's fair ID # and sale date in "Youth Producer" box as they become available.

USDA mandatory **Country of Origin Labeling (COOL)** requires animals sold to commercial meat processors for retail sales have written documentation to verify country of origin. First-hand producer must sign here to verify and comply with COOL requirements.

Step 3: Keep this step up-to-date during the ownership and care of your animal when using ANY animal health care products. Only list treatments administered while under your care. Do not list treatment given prior to purchase.

WITHDRAWAL TIME: The amount of time from the last treatment until the animal can be marketed for harvest. It is found under the "warning section" of the label.

AMERICAN MEAT GOAT

Producer Affidavit & Market Goat Health Record

Producer Affidavit and Animal Information (Obtain from producer):
 Herd Tag #: X031 Sample ID#: WA 22222X-222
 Birth Date: 2/1/08 Breed/Color: Boer White/Red Head Sex: Male
 I (original producer) attest through first-hand knowledge, normal business records, or producer affidavits that the animal referenced to by this document is of U.S. (country) origin, and is delivered to Young Producer
 Date Purchased: Label Premise ID (if available): X222222X
 Purchased From (Farm Name): Mountain Valley Farm Office Phone: 252-222-2222
 Address: 222 Kidney St City, State, Zip: NC, WA 22222
 Producer Signature: David Proctor Print Name: David Proctor

Youth Producer:
 Name: Young Proctor
 Address: 11 Blue Ridge Ln
 Phone: 252-222-2222
 Premise ID (if available): X1111
 QAC Certification #: CA-1111
 Fair: Washington State
 Fair Tag #: WE-1111
 Sale Date: August 15, 2008

Treatments & Dewormers (Date & Time)	Condition Being Treated	Estimated Weight (lb)	Treatment Administered (Medication dispensed amount and time of administration)	Drug Lot Number	Name (For use only if manufacturer)	Withdrawal Time (Instruct)	Withdrawal Complete (Date & Time)	For prescription or other label drug use list the veterinarian's name, address, and phone.
<u>1/15/08</u>	<u>Worming</u>	<u>60 lbs</u>	<u>100 mg Ivermectin</u>	<u>004544</u>	<u>Iverm</u>	<u>21 days</u>	<u>7/1/08</u>	<u>Dr. Sec. 2022</u>
<u>7/1/08</u>	<u>Parasites</u>	<u>75 lbs</u>	<u>100 mg Ivermectin</u>	<u>004544</u>	<u>Iverm</u>	<u>21 days</u>	<u>7/1/08</u>	<u>Dr. Sec. 2022</u>
<u>7/15/08</u>	<u>Worming</u>	<u>75 lbs</u>	<u>100 mg Ivermectin</u>	<u>004544</u>	<u>Iverm</u>	<u>21 days</u>	<u>7/15/08</u>	<u>Dr. Sec. 2022</u>

Medicated Feeds: Remember to document ALL medicated feed and withdrawal times

Dates Fed	Medication Name	Withdrawal Time (Days & Time)	Withdrawal Complete (Date & Time)
<u>8-15-08</u>	<u>Ag-Goat Chw. Dewormer</u>	<u>7 days</u>	<u>8/22/08</u>

"Produce healthy and safe chevon products by being a knowledgeable and responsible producer."

Give Subcutaneous (Sub-Q) injections under loose skin of neck or front flanks using the tined method. Give Intramuscular (IM) injections in the neck. If label indicates a choice, use Sub-Q (under the skin) injections over IM.

NEVER inject into the leg or the loin area.

I certify that I produced this animal, it was not fed any "prohibited" mammalian protein (i.e. meal & bone meal), per FDA regulation, CFR Title 21, and I have listed ALL products and treatments they received while in my care and all withdrawal times have been met. I attest that the animal referred to by this document is of U.S. (country) origin and raised in U.S. (country).

Youth Signature: Young Proctor Date: 8/15/08
 Guardian Signature: David Proctor Date: 8/15/08

NOTE: Many fairs and packing plants are requiring youth to verify health product and feed compliance and submit a signed affidavit to verify country of origin. You may not be able to sell project animals at the fair or livestock show if you do not accurately complete the project animal health record. Animals are randomly tested and trace-back audits are conducted to identify potential violations that may result in a monetary fine and/or criminal prosecution. Keep a copy of the health record for at least one (1) year after the sale or harvest of the animal.

The information given herein is for educational purposes only. References to commercial products or trade names are made with the understanding that no discrimination is intended.

Producer Affidavit & Market Beef Health Record



Youth Producer:
 Name: _____
 Address: _____
 Phone: _____
 Premise ID (if available): _____
 QA Certification #: _____
 Fair: _____
 Fair Tag #: _____
 Sale Date: _____

Producer Affidavit and Animal Information (Obtain from producer):
 Ranch Tag #: _____ Breed/Color: _____ Location: _____
 Birth Date: _____ Brand: _____
I (original producer) attest through first-hand knowledge, normal business records, or producer affidavit(s) that the animal referenced to by this document is of _____ (country) origin, and is delivered to _____ (Youth Producer).
 Date Purchased: _____ Premise ID (if available): _____
 Purchased From (Farm Name): _____ Office Phone: _____
 Address: _____ City, State, Zip: _____
 Producer Signature: _____ Print Name: _____

Youth producers only list treatments administered while under your care. Do NOT list treatments administered prior to purchase.

Treatments & Dewormers (Date & Time)	Condition Being Treated	Estimated Weight	Treatment Administered (Medication dispensed, amount, and route of administration)	Drug Lot Number	Name (Person giving treatment)	Withdrawal Time (Instructed)	Withdrawal Complete (Date & Time)	For prescription or extra label drug use, list the veterinarian's name, address, and phone.

Medicated Feeds: Remember to document ALL medicated feeds and withdrawal times.

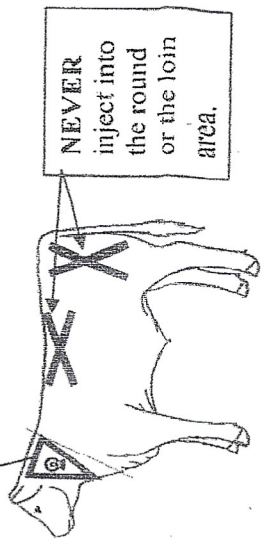
Dates Fed	Medication Name (Medication included in feed and approximate amount of medication)	Withdrawal Time (Instructed)	Withdrawal Complete (Date & Time)

"Produce healthy and safe beef products by being a knowledgeable and responsible producer."

Give Subcutaneous (Sub-Q) injections under loose skin of neck, using the tented method. Give Intra-muscular (IM) injections in the neck. If label indicates a choice, use Sub-Q (under the skin) injections over IM.

I certify that I produced this animal, it was not fed any "prohibited" mammalian protein (i.e. meat & bone meal), per FDA regulation, CFR Title 21, and I have listed ALL products and treatments they received while in my care and all withdrawal times have been met. I attest that the animal referred to by this document is of _____ (country) origin and raised in _____ (country).

Youth Signature: _____ Date: _____
 Guardian Signature: _____ Date: _____



Producer Affidavit & Health Record Instructions

Producer Affidavit and Market Beef Health Record is designed to help youth assure buyers, packers, and consumers that they are producing beef cattle that are safe for human consumption and comply with state and federal regulations pertaining to food animal production and sales. This document should reflect ALL treatments and care given while the animal is under YOUR care and ownership, including all animal health products and medicated feeds used. This document also serves as an affidavit to comply with mandatory Country of Origin Labeling (COOL). This is a legally binding document.

Step 1: Obtain this form for each project market animal prior to purchase. Complete the "Youth Exhibitor" information box. **Premise ID** is a unique seven digit-number associated with an individual premises assigned through the voluntary National Animal Identification System (NAIS). The purpose of the NAIS is to locate exposed or infected animals in the event of an animal health emergency. To receive more information or sign up for your NAIS Premise ID # contact Washington State Dept. of Agriculture at 360-725-5493.

Step 4: Record feeds containing medications and their withdrawal time from last feeding. Do not use any feed that is not formulated for the specific species you are feeding.

Step 5: Youth and their parent/guardian need to complete and sign the verification box when the animal is transferred to the fair/show sale committee.



Producer Affidavit & Market Beef Health Record

Youth Producer:
 Name: Liana Alvarez
 Address: 11 Blue Haven Dr
Chapman, WA
 Phone: (509) 111-1111
 Fair: Washington Fair
 Fair Tag #: 102-1111
 Sale Date: August 13, 2011

Producer Affidavit and Animal Information (Obtain from producer):
 Ranch Tag #: 341
 Birth Date: 3/12/10
 Breed/Color: Angus, Black
 Brand: MSA
 Location: LH
 (original producer) attest through first-hand knowledge, normal business records, or producer affidavit(s) that the animal referenced to by this document is of U.S. (country) origin, and is delivered to Liana Alvarez
 Date Purchased: 12/10/10 Premise ID if available: X222222X
 Purchased From (from Name): Washington Cattle Ranch Office Phone: 509-722-2222
 Address: 222 Blue Haven Rd City, State, Zip: Seattle, WA 98102
 Producer Signature: Liana Alvarez Print Name: Liana Alvarez


Treatments & Dewormers (Date & Type)	Conditions Being Treated	Estimated Weight	Treatment Administered (Medication, dose, amount, and route of administration)	Drug Lot Number	Name (Type, name, treatment)	Withdrawal Time (Days)	Withdrawal Complete (Date & Time)	For prescription or extra label drug use, list the veterinarian, name, address, and phone
12/10/10	Parasites	100 lbs	Levamisole 100mg/ml	123456	Levamisole	48 days	2/10/11	
12/15/10	Wounds	100 lbs	Polysporin	123456	Polysporin	0 days	12/15/10	
1/14/11	Bleedy Diarrhea	805 lbs	Oral Tylenol	123456	Tylenol	48 days	3/14/11	
5/1/11	Parasites	1000 lbs	Levamisole 100mg/ml	123456	Levamisole	48 days	6/1/11	

Medicated Feeds: Remember to list amount, M.L. medicated feed, and withdrawal time.
 Dates Fed: 12/10/10 Medication Name: Levamisole
12/15/10 Polysporin
1/14/11 Oral Tylenol
 Youth Signature: Liana Alvarez Date: 8/15/11
 Guardian Signature: Liana Alvarez Date: 8/15/11

I certify that I produced this animal, it was not fed any "prohibited" mammalian protein (i.e. meat & bone meal), per FDA regulation, CFR Title 21, and I have listed ALL products and treatments they received while in my care and all withdrawal times have been met. I attest that the animal referred to by this document is of U.S. (country) origin and raised in Washington (state).
 Youth Signature: Liana Alvarez Date: 8/15/11
 Guardian Signature: Liana Alvarez Date: 8/15/11

Step 2: Obtain information about the breeder/seller and identification of the animal. Record animal's fair ID # and sale date in "Youth Producer" box as they become available. USDA mandatory **Country of Origin Labeling (COOL)** requires animals sold to commercial meat processors for retail sales have written documentation to verify country of origin. First-hand producer must sign here to verify and comply with COOL requirements.

Step 3: Keep this step up-to-date during the ownership and care of your animal when using ANY animal health care products. Only list treatments administered while under your care. Do not list treatment given prior to purchase. **WITHDRAWAL TIME:** The amount of time from the last treatment until the animal can be marketed for harvest. It is found under the "warming section" of the label.



NOTE: Many fairs and packing plants are requiring youth to verify health product and feed compliance and submit a signed affidavit to verify country of origin. You may not be able to sell project animals at the fair or livestock show if you do not accurately complete the project animal health record. Animals are randomly tested and trace-back audits are conducted to identify potential violations that may result in a monetary fine and or criminal prosecution. Keep a copy of the health record for at least one (1) year after the sale or harvest of the animal.

The information given herein is for educational purposes only. References to commercial products or trade names are made with the understanding that no discrimination is intended.

Youth Producer Affidavit & Health Record Instructions

Producer Affidavit and Market Swine Health Record is designed to help youth assure buyers, packers, and consumers that they are producing swine that are safe for human consumption and comply with state and federal regulations pertaining to food animal production and sales. This document should reflect ALL treatments and care given while the animal is under YOUR care and ownership, including all animal health products and medicated feeds used. This document also serves as an affidavit to comply with mandatory Country of Origin Labeling (COOL). This is a legally binding document.

Step 1: Obtain this form for each project market animal prior to purchase. Complete the "Youth Producer" information box. Exhibitor is the **Youth Producer**. **Premise ID** is a unique seven digit number associated with an individual premises assigned through the voluntary National Animal Identification System (NAIS). The purpose of the NAIS is to locate exposed or infected animals in the event of an animal health emergency. To receive more information or sign up for your NAIS Premise ID # contact Washington State Dept. of Agriculture at 360-725-5493.


Step 4: Record feeds containing medications and their withdrawal time from last feeding. Do not use any feed that is not formulated for the specific species you are feeding.

Step 5: Youth and their parent/guardian need to complete and sign the verification box when the animal is transferred to the fair/show sale committee.

Step 2: Obtain information about the breeder/seller and identification of the animal. Washington pigs must have an official USDA tag (15 digit # starting with 840). Record animal's fair ID # and sale date in "Youth Producer" box as they become available. USDA voluntary **Country of Origin Labeling (COOL)** requires animals sold to commercial meat processors for retail sales have written documentation to verify country of origin.

Step 3: Keep this step up-to-date during the ownership and care of your animal when using ANY animal health care products. Only list treatments administered while under your care. Do not list treatment given prior to purchase. **WITHDRAWAL TIME:** The amount of time from the last treatment until the animal can be marketed for harvest. It is found under the "warning section" of the label.

Youth Producer Affidavit & Market Swine Health Record

 Quality Assurance

Producer Affidavit and Animal Information (Obtain from producer):
 Herd Tag # Ear Notch ID: 14-5 Official USDA ID #: 840 003 257 000 000
 Birth Date: 1/22/11 Breed/Color: Hamper Cross Sex: GH
 I (original producer) attest through first-hand knowledge, normal business records, or producer affidavit(s) that the animal referenced to by this document is of USA (country) origin, and is delivered to Janina Winne (Youth Producer).
 Date Purchased: 4/15/11 Promise ID (if available): X 222 222
 Purchased From (Farm Name): High Quality Show Pigs Office Phone: 620 222 222
 Address: 222 Bacon Rd City, State, Zip: Rocky Gap PA 17222
 Producer Signature: Wald Producer Print Name: Wald Producer

Treatments & Dewormers (date & time)	Condition Being Treated	Estimated Weight	Treatment Administered (medication, dosage, amount, and name of veterinarian)	Drug Lot Number	Name (person giving treatment)	Withdrawal Time (days)	Withdrawal Complete (Date & Time)	For prescription extra label drug use, list the veterinarian's name, address, and phone.
<u>4/15/11</u>	<u>Parasites</u>	<u>75 lbs</u>	<u>Tramone SQ, Lec</u>	<u>RE 076</u>	<u>Janina</u>	<u>35 days</u>	<u>4/15/11</u>	<u>Dr. Tom Curie</u>
<u>7/13/11</u>	<u>Upper Respiratory</u>	<u>230 lbs</u>	<u>Penicillin, IM, 1000</u>	<u>622462</u>	<u>Dr. Curie</u>	<u>11 days</u>	<u>7/14/11</u>	<u>Washington State Vet</u>
<u>7/14/11</u>	<u>Cough/Fever</u>	<u>270 lbs</u>	<u>Nasrel, IM, 2cc</u>	<u>B 3078</u>	<u>Dr. Curie</u>	<u>10 days</u>	<u>7/14/11</u>	<u>Dr. Curie</u>


Medicated Feeds: Remember to document ALL medicated feeds and withdrawal times.

Dates Fed	Medication Name (obtain and include in feed and appropriate amount of medication)	Withdrawal Time (days)	Withdrawal Complete (date & time)
<u>4/15-5/1/11</u>	<u>Top Show Starlet-Carbedex 500</u>	<u>42 days</u>	<u>4/15/11</u>
<u>7/13-14/11</u>	<u>Top Show Starlet-Chantrelaine</u>	<u>10 days</u>	<u>7/13/11</u>

"Produce healthy and safe pork products by being a knowledgeable and responsible producer."

Give Subcutaneous (Sub-Q) injections under loose skin of neck or flanks, using the tented method. Give intramuscular (IM) injections in the neck. If label indicates a choice, use Sub-Q (under the skin) injections over IM.

NEVER inject into the hump or the loin area.



I certify that I produced this animal and I have listed ALL products and treatments they received while in my care/ownership and all withdrawal times have been met. I attest that the animal referred to by this document is of USA (country) origin and raised in USA (country).
 Youth Signature: Janina Winne Date: 8/15/11
 Guardian Signature: Wald Producer Date: 8/15/11

NOTE: Many fairs and packing plants are requiring youth to verify health product and feed compliance and submit a signed affidavit to verify country of origin. You may not be able to sell project animals at the fair or livestock show if you do not accurately complete the project animal health record. Animals are randomly tested and trace-back audits are conducted to identify potential violations that may result in a monetary fine and/or criminal prosecution. Keep a copy of the health record for at least one (1) year after the sale or harvest of the animal.

The information given herein is for educational purposes only. References to commercial products or trade names are made with the understanding that no discrimination is intended

Certificate of Intent to Sell an Animal at the Whidbey Island Fair Livestock Auction

Complete the following form **for each animal you intend to exhibit and sell** at The Whidbey Island Fair Livestock Auction. To be eligible for the sale this form **must** be received by the Association at spring weigh in of the current year.

Name of Exhibitor _____

Address _____

Phone # _____

+++++

Animal Information

Division _____

Breed _____ Birth Date _____ Sex (M F)

Prefer to sell by $\frac{1}{4}$ $\frac{1}{2}$ whole Tag# _____

Loan Sponsor _____

This is to certify that I will exhibit and sell the above-described animal to the highest bidder at the Livestock Sale held in conjunction with the Whidbey Island Fair. I understand that I am required to enter on-line with the Whidbey Island Fair by the deadline assigned each year.

Exhibitor _____ Date _____

Parent or Guardian _____ Date _____

**Whidbey Island Fair
Livestock Association
Loan Application**

Name of Applicant: _____

Address: _____

Phone: _____

Club/Chapter: _____

Circle which loan you are interested in: **Beef Swine Goats Lambs other**

Applicants must apply for loans in person at any regularly scheduled Livestock Association meeting. To schedule an appointment please call 360-632-7445. Applications are due before March 15th of the current year. Forms must be completely filled out with all signatures prior to the interview.

Leader's Signature _____ Date _____

Print Leader's Signature _____

Parents Signature _____ Date _____

Print Parents Signature _____

All loans become payable to the Livestock Association at the end of the auction each year. The amount of the distributed loan will be deducted from your auction funds. Should you not sell your project at the fair, the amount of the loan becomes due immediately after the fair close of business.

Livestock Association approved loan amount \$ _____ Treasurers initials _____

President's initials _____ Check # _____ Date _____