

READ SAFETY DIRECTIONS BEFORE OPENING OR USING



*Helicoverpa* Biocontrol

**ACTIVE CONSTITUENT:** 7.5 x 10<sup>9</sup> POLYHEDRAL INCLUSION BODIES OF THE NUCLEOPOLYHEDROVIRUS OF *Helicoverpa armigera* PER MILLILITRE

GROUP 31 INSECTICIDE

For the control of *Helicoverpa* spp. in various crops  
as per the Directions of Use Table

Important: Read the attached leaflet before use

Contents: 5 Litres

Manufactured by:  
AgBiTech Pty Ltd  
8 Rocla Court Glenvale QLD Australia 4350

**AgBiTech**

LIFT  
HERE

READ SAFETY DIRECTIONS BEFORE OPENING OR USING



### *Helicoverpa* Biocontrol

**ACTIVE CONSTITUENT:** 7.5 x 10<sup>9</sup> POLYHEDRAL INCLUSION BODIES OF THE  
NUCLEOPOLYHEDROVIRUS OF *Helicoverpa armigera* PER MILLILITRE

GROUP 31 INSECTICIDE

**For the control of *Helicoverpa* spp. in various crops as per the Directions of Use Table**

#### SAFETY DIRECTIONS

May irritate the eyes and skin. Avoid contact with eyes and skin and open wounds. Repeated exposure may cause allergic disorders. Sensitive workers should use protective clothing. When opening the container, preparing spray and using the prepared spray, wear cotton overalls buttoned to the neck and wrist and a washable hat, elbow length PVC gloves and a face shield or goggles.

Wash hands after use. After each day's use, wash gloves, face shield or goggles and contaminated clothing.

#### FIRST AID

If poisoning occurs, contact a doctor or poisons information centre.  
Phone Australia 13 11 26,  
New Zealand 0800 764 766.

Manufactured & distributed by:

**AgBiTech**

8 Rocla Court  
Glenvale QLD 4350  
Phone: 1800 242 519  
www.agbitech.com

© Trademark of AgBiTech Pty Ltd

APVMA Approval Number: 70336/124077



9 342137 002900

READ SAFETY DIRECTIONS BEFORE OPENING OR USING



**Helicoverpa Biocontrol**

**ACTIVE CONSTITUENT: 7.5 x 10<sup>9</sup> POLYHEDRAL INCLUSION BODIES OF THE  
NUCLEOPOLYHEDROVIRUS OF *Helicoverpa armigera* PER MILLILITRE**

GROUP 31 INSECTICIDE

**For the control of *Helicoverpa* spp. in various crops as per the  
Directions of Use Table**

**SAFETY DIRECTIONS**

May irritate the eyes and skin. Avoid contact with eyes and skin and open wounds. Repeated exposure may cause allergic disorders. Sensitive workers should use protective clothing. When opening the container, preparing spray and using the prepared spray, wear cotton overalls buttoned to the neck and wrist and a washable hat, elbow length PVC gloves and a face shield or goggles.

Wash hands after use. After each day's use, wash gloves, face shield or goggles and contaminated clothing.

**FIRST AID**

If poisoning occurs, contact a doctor or poisons information centre. Phone Australia 13 11 26, New Zealand 0800 764 766.

**Manufactured and distributed by:**

**AgBiTech**

8 Rocla Court Phone: 1800 242 519  
Glenvale QLD 4350 www.agbitech.com

© Trademark of AgBiTech Pty Ltd

APVMA Approval Number: 70336/124077



## DIRECTIONS FOR USE

Crops	Pest	Rate	Critical Comments
<b>Cereal Grains</b> <i>including:</i> Maize, Popcorn <b>Lucerne (Alfalfa)</b> <b>Oilseed</b> <i>including:</i> Linseed, Peanut, Canola, Safflower, Sunflower <b>Potatoes</b> <b>Pulses</b> <i>including:</i> Azuki bean, Broad bean, Cowpea, Faba bean, Field pea, Kidney bean, Lablab, Lentil, Lima bean, Lupin, Mung bean, Navy bean, Pigeon pea, Soya bean, Vetch	Larvae of: <i>Helicoverpa armigera</i> (Corn earworm)/ Cotton bollworm/ <i>Helicoverpa punctigera</i> (Native budworm) Cotton bollworm/ Tobacco budworm	100 mL/ha	<b>All Crops:</b> Thorough coverage of the crop is essential, as the nucleopolyhedrovirus (NPV) in ViVUS Armigen must be ingested by larvae to be effective. NPV is most effective on smaller larvae. Target application when the majority of larvae are less than 7 mm in length. ViVUS Armigen should not be used to control larvae larger than 13 mm in length. ViVUS Armigen will provide between 60 and 90% control, with greater control expected on smaller larvae under ideal application conditions. Larvae will continue to feed for 1 to 3 days following virus infection. Larvae will take between 3 to 8 days to die, with slower control occurring with larger larvae and during cool conditions. Under high pest pressure or sub-optimal application conditions, or when immediate protection against damage is required, additional control options should be considered. Avoid applying ViVUS Armigen if heavy rain is expected within 1 hour after application. <b>Linseed:</b> Use a non-ionic surfactant at the manufacturer's specified rate to improve coverage. <b>Pulses:</b> The addition of Optimol* is likely to improve the performance of ViVUS Armigen in pulse crops.
<b>Sorghum</b>		50 to 100 mL/ha (+ Optimol* at 1 L/ha when applied in 10 L/ha total volume - see Application)	Use lower rates when targeting larvae smaller than 7 mm (1st and 2nd instar) in length or under lower pressure (near threshold) situations. Use the higher rates when targeting larvae larger than 7 mm in length (3rd instar). Applications that are targeted when 50% of heads have reached 100% flowering are likely to provide good control.
<b>Chickpeas</b>		50 to 100 mL/ha + Optimol*	Use lower rates as a preventive measure in pre-podding chickpeas. Use the high rate when the pest population has reached economic threshold. The addition of Optimol* is likely to improve the performance of ViVUS Armigen in chickpeas. ViVUS Armigen is unlikely to reduce larval numbers below threshold if the initial population exceeds 6 per metre of row – use alternative control options under these populations.
<b>Cotton</b>		130 mL/ha + Optimol* OR 130 mL/ha + Optimol* + a registered larvicide at its label rate	ViVUS Armigen should not be applied on larvae larger than 7 mm in length in cotton. When applied as a stand-alone insecticide, ViVUS Armigen is unlikely to reduce larval numbers below threshold if the initial population exceeds 4 per metre of row. Always include Optimol* when using ViVUS Armigen in cotton. ViVUS Armigen should be used in accordance with the Cotton Best Management Practices Manual.
<b>Sweetcorn</b>		130 mL/ha	Application should be made from the early vegetative growth stage through to tasselling and prior to the emergence of silks. ViVUS Armigen has short residual activity and re-treatment may be required at 2 to 3 day intervals, depending on egg counts and crop growth rates.
<b>Berryfruit</b> <i>including:</i> Blackberries, Blueberries, Boysenberry, Cranberry, Currants, Gooseberry, Raspberries, Strawberry <b>Brassica vegetables</b> <i>including:</i> Broccoli, Brussels sprouts, Cabbages, Cauliflower, Chinese broccoli, Brassica leafy vegetables <b>Celery</b> <b>Cucurbits</b> <i>including:</i> Cucumber, Melons, Pumpkins, Squash, Watermelon, Zucchini <b>Fruiting vegetables</b> <i>including:</i> Eggplant, Peppers (capsicum and chilli), Tomato <b>Leafy vegetables</b> <i>including:</i> Endive, Lettuce, Rocket (Rucola), Silver beet, Spinach <b>Legume vegetables</b> Green beans, Green peas, Snow peas, Sugar snap peas <b>Ornamental flowers and plants</b> <b>Pome fruit</b> <i>including:</i> Apples, Nashi, Pears		100 – 200 mL/ha	Use a higher rate when flowers, fruit or economic parts of the crop are present, under high pest pressure conditions or to control larvae larger than 7 mm in length. Use lower rates during vegetative stages of crop production. ViVUS Armigen has a short residual activity and re-treatment may be required at 2 to 3 day intervals. Use a non-ionic surfactant at the manufacturer's specified rate to improve coverage. The addition of Optimol* may increase the speed of kill and improve performance against larvae larger than 7 mm in length.

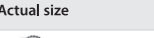





### \*Use of Optimol® (refer to the Optimol label for additional information)

Optimol has been developed specifically as an additive for ViVUS Armigen. It contains molasses, sugar and petroleum oil that can enhance the performance of ViVUS Armigen in some situations. Maximum control with ViVUS Armigen will primarily be achieved by closely following the directions on this label. The addition of Optimol to ViVUS Armigen should be considered where factors outside of the user's control could limit the performance of ViVUS Armigen. These factors may include:

- Application during cooler conditions (<18°C) that may cause reduced larval activity and feeding (typical in winter crops such as chickpeas)
- High UV light conditions
- Hot, dry conditions during spraying that can cause droplet evaporation (where application cannot be delayed until conditions improve)
- When targeting high larval numbers or larvae at the larger end of the recommended size spectrum for ViVUS Armigen (7 to 13 mm in length)
- Alkaline or unfavourable plant chemistry (as for cotton and pulses)
- When using low volume (10 L/ha) application in sorghum, to minimise droplet evaporation

### Helicoverpa growth stage identification

Showing the actual size of *H. armigera* larvae at a given age (days since egg hatch) when reared at 25°C

Instar	Age days	Size category	Length mm	Actual size
1st	0 - 2	Very Small	1 - 3	
2nd	2 - 4	Small	4 - 7	
3rd	4 - 8	Medium (small)	8 - 13	
4th	8 - 11	Medium (large)	14 - 23	
5th	11 - 14	Large	24 - 28	
6th	14 - 18+	Large (snake)	29 - 40+	

5 10 15 20 25 30 35 40 45 50 55 60 65 70 75 80

### OPTIMOL RATES:

Application Volume	Optimol Rate
Less than 100L/ha	1 L/ha
Greater than 100L/ha	2 L/ha

### GENERAL INSTRUCTIONS

ViVUS Armigen (nucleopolyhedrovirus) is a highly specific naturally occurring pathogen of *Helicoverpa* spp. The effectiveness of ViVUS Armigen is dependent on a number of important factors; environmental conditions, application and the feeding behaviour of the pest. It is because of the requirement for near perfect conditions that the performance of ViVUS Armigen is variable and at times, the level of control may be below expectations. The speed of activity of ViVUS Armigen is also dependent on climatic conditions. Larvae can take up to 8 days to die. Daytime temperatures of 25°C to 35°C are ideal for the activity of ViVUS Armigen.

Good coverage of the feeding sites of the larvae is essential, as the product needs to be ingested to be effective. ViVUS Armigen will not control larvae that do not feed on treated areas, e.g. when larvae are feeding in protected feeding sites such as inside cotton bolls, lettuce hearts, bean pods, corn cobs and flowers.

Good coverage plus actively feeding larvae are the key factors in ensuring maximum performance of ViVUS Armigen. For this reason, apply ViVUS Armigen to coincide with optimum environmental conditions for application and larval activity, such as periods of high humidity and warm (>18°C) conditions. Under sub-optimal conditions where application cannot be delayed, increasing application volume and droplet size, and inclusion of Optimol, should be considered.

### MIXING

Shake the container well before use. Spray water pH should be neutral (pH 7.0) – spray water pH above 8 may damage the virus

**NOT TO BE USED FOR ANY PURPOSE, OR IN ANY MANNER, CONTRARY TO THIS LABEL UNLESS AUTHORISED UNDER APPROPRIATE LEGISLATION.**

**WITHHOLDING PERIOD: NOT REQUIRED WHEN USED AS DIRECTED**

and performance will be reduced. If needed, use a suitable buffer or acidifier. If mixing with other pesticides or foliar fertilisers in water, add ViVUS Armigen to the spray tank after the other products are thoroughly diluted. ViVUS Armigen should be applied as soon after mixing as possible. The virus can be rendered inactive if the mixture is left to stand overnight. If using Optimol, add the required amount after mixing ViVUS Armigen in the spray tank.

## APPLICATION

Use application parameters (nozzles, swath width, pressure, boom height, speed, etc) to ensure thorough coverage of the target area.

### Horticultural crops:

Apply by ground rig or hand held equipment in a minimum of 400 litres of water per hectare.

### Broadacre crops:

**Ground Rig:** Apply in a minimum of 100 litres of water per hectare.

**Aerial – High Volume:** Apply in a minimum of 30 litres of water per hectare. This application method is particularly susceptible to droplet evaporation, especially during hot and dry conditions (temperature greater than 30°C and humidity less than 40%). Droplet evaporation will reduce coverage, which can have a detrimental impact on performance. During hot and dry conditions avoid using this application method – wait until conditions favour good coverage or apply in ULV (see below). Alternatively, if application in water by air during hot and dry conditions cannot be avoided, increase application volume and/or use an anti-evaporation additive (such as a suitable petroleum oil or Optimol) to improve coverage.

**Aerial – Low Volume (Sorghum Only):** Apply in a minimum of 10 litres of water per hectare and include Optimol at 1 litre per hectare (ViVUS Armigen + 1 L Optimol + 9 L water per hectare).

**Aerial – Ultra-Low Volume (ULV)** Use an approved carrier such as D-C-Tron, Cottoil, Canopy or Biopest Oil and apply in a minimum volume of 3 litres per hectare using micronair nozzles. The three component mix of carrier oil, ViVUS Armigen and Optimol is suitable for ULV application. When applying ViVUS Armigen in ULV, DO NOT tank mix with other pesticides or fertilisers (refer to Compatibility).

### Via Overhead Irrigation:

ViVUS Armigen can be effectively applied to crops in overhead irrigation water. The product should be introduced to the irrigation water at the appropriate rate using fertigation/chemigation equipment. If the product is diluted in water prior to injection into the irrigation water, ensure that the dilution water is clean and not silty with a pH of 7 or less and ensure there is constant agitation. Preferably, rainwater should be used for dilution. Ensure any diluted ViVUS Armigen is used within 10 hours of mixing.

For one-pass mobile irrigators such as centre pivots and laterals, continuously introduce the required quantity of ViVUS Armigen into the irrigation water over the course of irrigation. Apply ViVUS Armigen in no more than 10 mm of irrigation water. For static irrigators, introduce the required amount of ViVUS Armigen into the irrigation water just prior to completion of the irrigation period, to maximise the concentration of ViVUS Armigen applied and the amount that remains on the crop.

## COMPATIBILITY

**In water:** ViVUS Armigen is highly compatible with the majority of herbicides, insecticides, fungicides and fertilisers when mixed in water. Ensure that the mixture has a pH of 7 or less before adding ViVUS Armigen as alkaline mixtures will damage the virus.

**In ULV:** For ULV application in oil, ViVUS Armigen is not compatible with other pesticides, since the undiluted solvents in these products can damage the virus. ViVUS Armigen is compatible with Optimol in ULV mixtures.

## RAIN FASTNESS

The majority of virus uptake by larvae occurs within 1 hour post-application. For this reason, it is best to avoid applying ViVUS Armigen if heavy rain is expected within one hour following application. However, do not delay application if only moderate rain is expected, or heavy rain is not imminent.

## INSECTICIDE RESISTANCE WARNING

### GROUP 31 INSECTICIDE

For insecticide resistance management ViVUS Armigen is a Group 31 insecticide. Some naturally occurring insect biotypes resistant to ViVUS Armigen and other Group 31 insecticides may exist through normal genetic variability in any insect population. The resistant individuals can eventually dominate the insect population if ViVUS Armigen or other Group 31 insecticides are used repeatedly. The effectiveness of ViVUS Armigen on resistant individuals could be significantly reduced. Since occurrence of resistant individuals is difficult to detect prior to use, AgBiTech accepts no liability for any losses that may result from the failure of ViVUS Armigen to control resistant insects. ViVUS Armigen may be subject to specific resistance management strategies. For further information contact your local supplier, AgBiTech representative or local agricultural department agronomist. To help prevent the development of resistance to ViVUS Armigen, observe the following instructions:

- Use ViVUS Armigen in accordance with the current Insecticide Resistance Management (IRM) strategy for your crop or region
- Use IPM tactics to manage *Helicoverpa* spp.
- Monitor *Helicoverpa* populations for loss of field efficacy

For further information contact your farm chemical supplier, consultant, local Department of Agriculture or Primary Industries, or AgBiTech. For additional information on insect resistance, modes of action and monitoring visit the Insecticide Resistance Action Committee (IRAC) website.

## PRECAUTIONS

**Re-entry:** Do not allow entry into treated areas until spray has dried. When prior entry is necessary, wear cotton overalls buttoned to the neck and wrist (or equivalent clothing) and chemical resistant gloves. Clothing must be laundered after each day's use.

**Flaggers:** Do not use human flaggers/markers unless they are protected by engineering controls such as enclosed cabs.

## PROTECTION OF WILDLIFE, FISH, CRUSTACEANS AND ENVIRONMENT

Do not contaminate streams, rivers or waterways with the product, including via run-off, spray drift or disposal of used containers.

## STORAGE AND DISPOSAL

**Storage:** Keep out of reach of children. Store in the closed, original container out of direct sunlight at or below 4°C. Storage in a domestic freezer is suitable (-18°C). The product can be stored and transported between 4°C and 27°C for short periods (< 1 week). Expiry date is 2 years from DOM when stored at less than 4°C.

**Disposal:** Triple rinse containers before disposal. Add rinsings to spray tank. DO NOT dispose of undiluted product on site. If recycling, replace cap and return clean containers to recycler or designated collection point. If not recycling, break, crush, or puncture and deliver empty packaging for appropriate disposal to an approved waste management facility. If an approved waste management facility is not available bury the empty packaging 500 mm below the surface in a disposal pit specifically marked and set up for this purpose clear of waterways, desirable vegetation and tree roots, in compliance with relevant Local, State or Territory government regulations. DO NOT burn empty containers or product.

**Refillable containers:** Empty contents fully into application equipment. Close all valves and return to point of supply for refill or storage.

## SAFETY DIRECTIONS

May irritate the eyes and skin. Avoid contact with eyes and skin and open wounds. Repeated exposure may cause allergic disorders. Sensitive workers should use protective clothing. When opening the container, preparing spray and using the prepared spray, wear cotton overalls buttoned to the neck and wrist and a washable hat, elbow length PVC gloves and a face shield or goggles. Wash hands after use. After each day's use, wash gloves, face shield or goggles and contaminated clothing.

## FIRST AID

If poisoning occurs, contact a doctor or poisons information centre. Phone Australia 13 11 26, New Zealand 0800 764 766.

## SAFETY DATA SHEET

Additional information is listed in the Safety Data Sheet.

## EXCLUSION OF LIABILITY

This product as supplied is of a high grade and suitable for the purpose for which it is expressly intended and must be used according to the directions contained in this label. The user must monitor the performance of the product as climatic, geographical or biological variables and/or developed resistance may affect the results obtained. AgBiTech Pty Ltd accepts no responsibility in respect of this product except for those non-excludable statutory warranties implied by the Trade Practices Act or any State or Federal legislation.

© ViVUS, Armigen and Optimol are Registered Trademarks of AgBiTech Pty Ltd

## Manufactured and distributed by:

**AgBiTech**

AgBiTech Pty Ltd  
8 Rocla Court  
Glenvale QLD 4350  
Australia

APVMA Approval Number: 70336/124077

INTENTIONALLY BLANK