



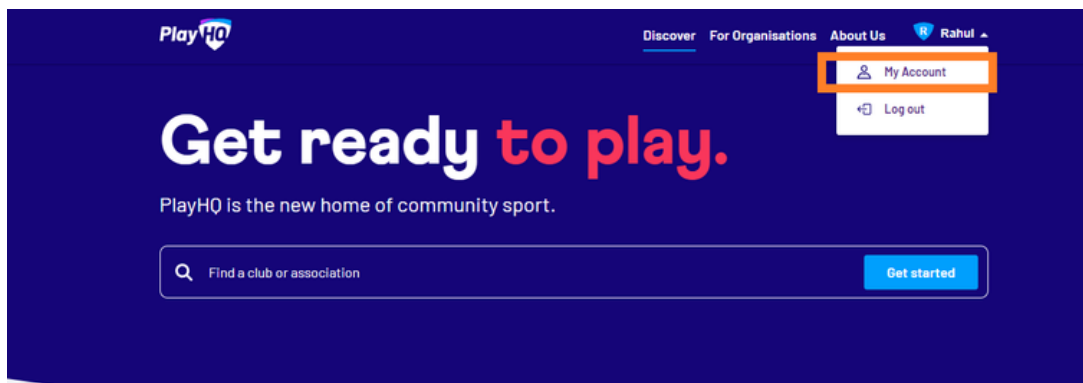
# Player Voting Entry Guide

## Overview & Purpose

Club votes let you track and manage player recognition throughout the season, such as "Best and Fairest" or "Player of the Match" awards.

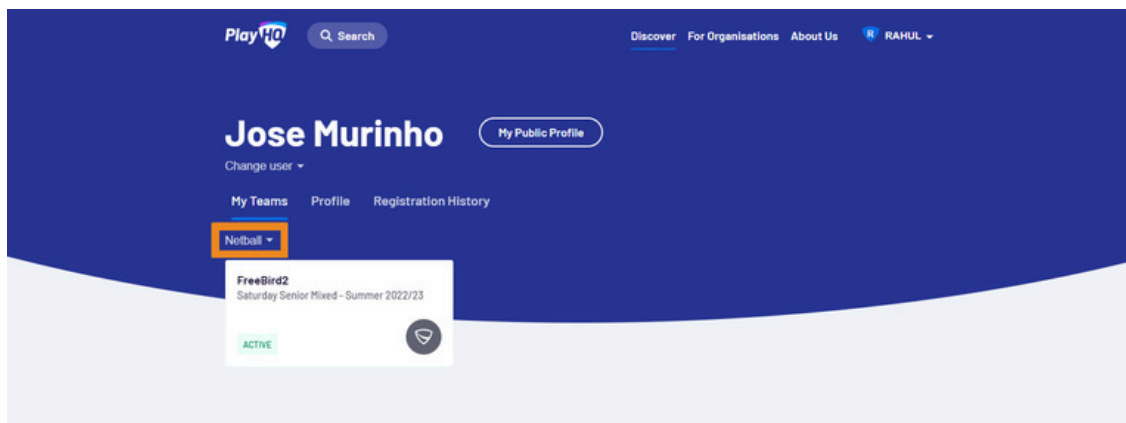
This guide will cover how to vote.

On the top right-hand side select My Account.



You can change users using the drop-down option if required.

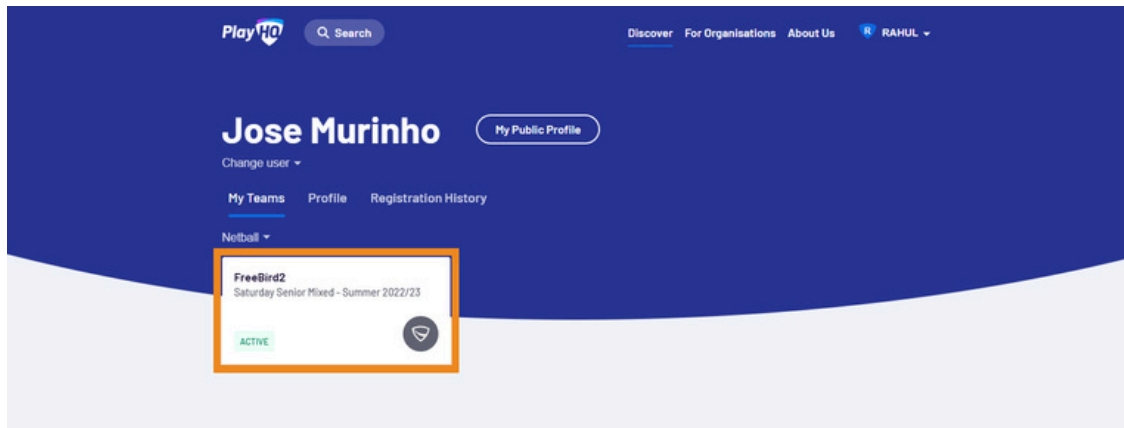
Select the sport.



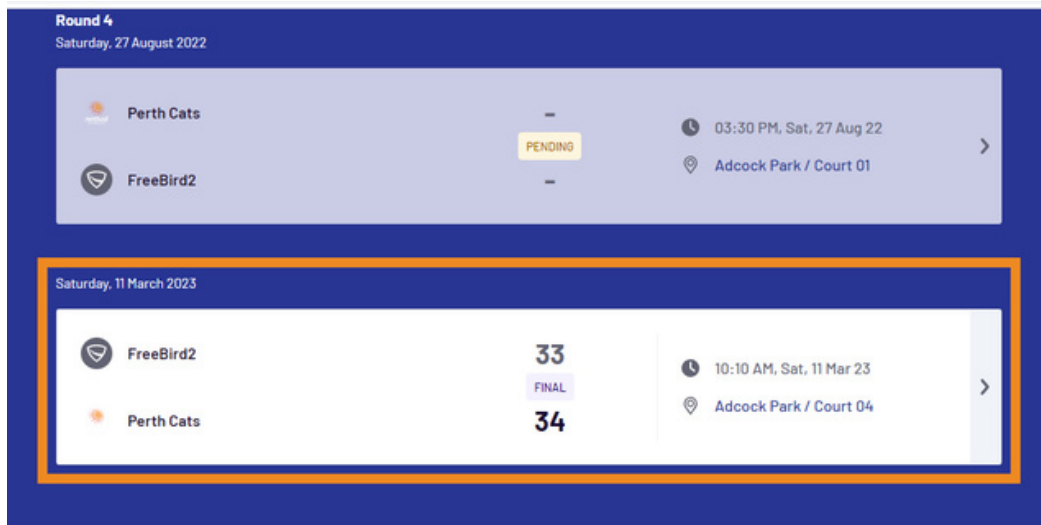


# Player Voting Entry Guide

Select the Team.



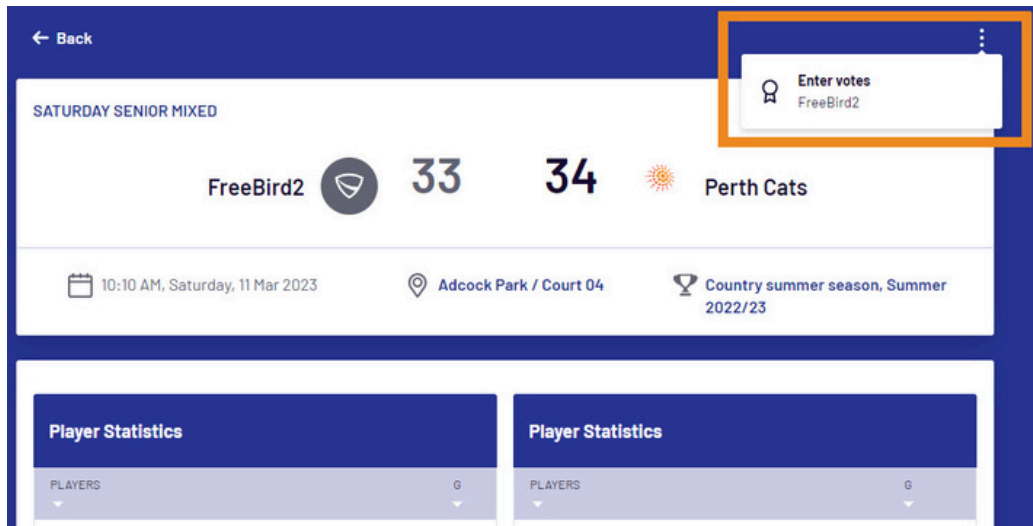
From the fixture choose the game the votes need to be entered for.



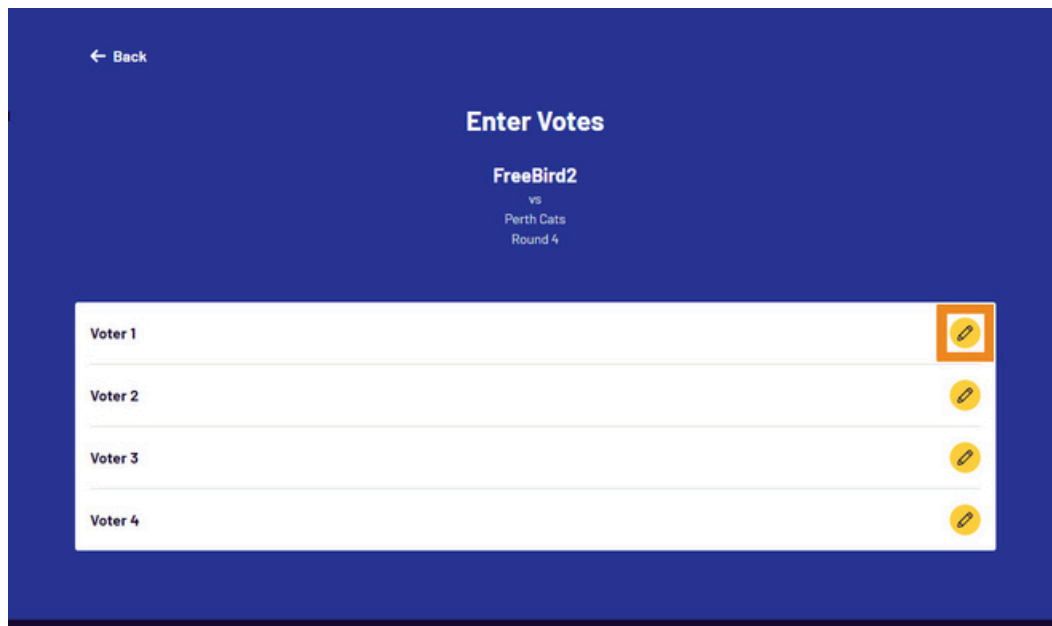


# Player Voting Entry Guide

Click on Enter Votes from the menu item.



Select the Pencil icon to enter votes.





## Player Voting Entry Guide

Enter votes by first entering a voter name to unlock the voting slips. The votes can be saved when all votes have been entered. Votes are only able to be seen and edited by the club admin after submitting. Votes will appear on the votes tally when games are finalised.

Play10 Search Discover For Organisations About Us RAHUL

**Voter 1**

**FreeBird2**  
VS  
PERTH CATS  
ROUND 4

1 Enter the voters name and select players. The highest number of votes represents the best player, the second highest votes represents the second best player and so on.

Name\*  
Jose

3 Votes\* 2 Votes\* 1 Vote\*

EL Chima Bruce Kitt Molly hill

Submit Votes Cancel

**Voter 1**

**FreeBird2**  
VS  
PERTH CATS  
ROUND 4

1 Enter the voters name and select players. The highest number of votes represents the best player, the second highest votes represents the second best player and so on.

✓ Votes were successfully submitted.

Done

If two voters are entering in votes for the same voter i.e., voter 1 has submitted votes, then they will get an error message and will then need to submit the votes as a different voter.