

[Help](#)[Shopping Cart](#)[My account](#)[Log out](#)

Shepherd's Huts - 2023

Search

View Edit Outline Delete

Revisions

For 2023 Debbie Young took us to the English Countryside with an assortment of Shepherd's Huts.

Built on a 14' chassis, this pocket size hut is the tiniest inside at just under 8' x 10'. It does have a single bed and just enough room for a tiny table and chair. It would look great as a potting shed or could be outfitted with a desk as a wonderful place to get away and write. The special feature on this one is the porch on the back – perfect to sit and enjoy the English countryside.



Also built on a 14' chassis, this Shepherd's Hut uses all 14' on the interior. The double doors make it easier to view the interior without removing the roof. It has a small built-in bed and has a little more room on the interior, so would be a very comfortable place for an overnight stay.





Looking for a Shepherd's Hut with a little more room...perhaps for two of you? This Shepherd's Hut is built on an 18' chassis. The exterior has a single Dutch door and window boxes for the front two windows. On the interior, there are two dividers – one to separate the bed from the living area and a second (with a door) to create a small bathroom. There is plenty of room in the center section for a small kitchen and a table and chairs.



Carolyn Eiche made a She-Shed with her quarter scale Middling.



You just want to curl up and read a book.
So inviting!



Carolyn also did the Fortnight.



Also from Carolyn Eiche:

I finally completed this hut as part of my 2025 Year Long Challenge. The hen house

and outhouse were part of a Houseparty Helper that I won in Madison in 2015. The chickens, goats, and sheep were purchased from Blackthorn Miniatures and Mini-Gems.



Julie French's Fortnight (while not quite done) looks like it will be a very nice quilt shop on wheels ...




Julie French's Middling is only finished on the outside but think of all the ways you could finish the inside ...



Here's Preble McDaniel's Middling. Once again, while not quite finished, gives a

great feeling of a quiet getaway!



Wanda Waterfield did the half inch
Middling ...





Check out those amazing blinds!!!



And her darling window boxes!



From Ruth Goodger:



From Connie Robinson:



From Samantha Murray:






From Vicki Scidmore:

To go with my witches hut, I made the tiny huts and the teensy huts. This was a fun project.





From Barb Antol:

Thanks to the Create team for hosting
this and many other fun activities.





From Vicki Scidmore:

Here is my witch's (shepherd's) hut. She is camped with a wizard and his steampunk gypsy wagon.



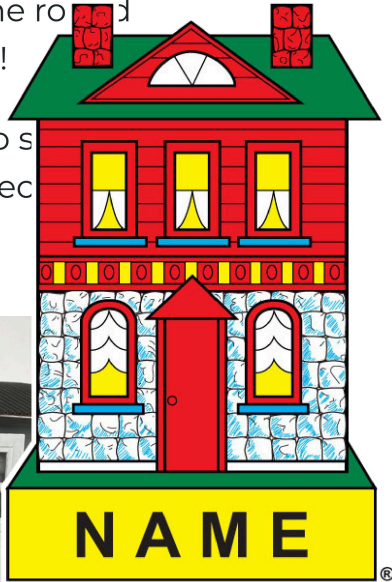
From Helen Buse:

I attached some photos of my 2023 Camp Make a Mini - Shepard's Hut.

I placed a kitchenette and sitting area in the hut along with a cat. If you need more information, please let me know. Most of the furniture and decoration I

made myself, but the items on the kitchen counter are from various vendors and the shelf on the wall with the red plate, I received as a table gift during last year's NAME convention (which was my first time attending!). The cookies on the plate were also purchased at the round table at the convention!

Thank you for the opportunity to see this was a fun camp and great project for a miniature noobie.



was created by CreateMiniatures.org
Your membership and support make it possible.



Learn more on miniatures.org

