

[Help](#)[Shopping Cart](#)[My account](#)[Log out](#)

# June 2023 Challenge Submissions

## Search

**View**   Edit   Outline   Delete

Revisions

---

**For June we asked you to send in a photo of a miniature that relates to the men in our lives:**

**Man Caves, Garages, Gas Stations, Men's Clothing shops ... whatever you've got that is focused on men.**

**Here are the beautiful submissions.**

**Please be patient with the Create team (we are all volunteers) as it may take a few days for your pictures to be posted.**

**You WILL receive a gift but it might take a few weeks.**

---


This month's sample submission came from Debbie Colombo. Debbie submitted her take on something she saw in the red light district in Amsterdam. The scene is done in a small glass box with a mirrored back. He is very proud of what he has accomplished. If anyone wants to know, yes, he is anatomically correct. Sorry, but we don't know the names of the doll makers.



---

From Kathy Patrick:

My submission is a garage repair shop in quarter scale. The doll was made by the late, talented Gayle Clauson and it just called for a shop for him to work in.



---

From Connie Suave:

I was going through my mini projects for your “It’s Raining Men” challenge. It looks like I make a lot of projects that fit into that category. Here are some of them:

Hobby Haven:



Home on the Range:



Last Chance Gas (front and back):



The Fox Tavern & Inn:



Emmett's Fix-It Shop:



Daddy's Little Workshop:



Cold One, Eh?:



Creature Comforts:



---

From Kathy Koons:

I understand the kinds of things you are looking for for the "It's Raining Men!" theme, but I'd like to offer a different take on "a miniature that relates to the men in our lives".


Over 10 years ago, Miniature World of Central Florida offered a Fun Day designed as always by Ron Mummert of Ron's Miniature Shop in Orlando. It was a square building with a wall running along the diagonal. One side was to be a Mardi Gras shop. The other was up to the participant. I chose to make a 1:12 music shop in honor of my husband, who is not only a professional clarinetist, but also a clarinet professor. At the time, he was also the director of the early music ensemble that played for the Orlando Shakespeare Festival. So, I used the second clause of a version of Shakespeare's quote "If music be the food of love, then play on" as the name of the shop.

I made the wallpaper by copying miniature sheets of music. There's a tiny clarinet (he says it is an E-flat), saxophones-another instrument he plays, a lute for the early music ensemble, a bust of his


favorite composer, Mozart, and as much else as I could cram in there. The drum even says "Preservation Hall" to go with the Mardi Gras shop next door.

My guy is not a man cave guy. He's not one to work on cars. The tux he wore in our wedding was the one he wore for symphony concerts. Music is his vocation and avocation. So, the shop was perfect for him.









From Susan Skinner:

I taught this men's briefcase set at my local mini club for our June meeting.



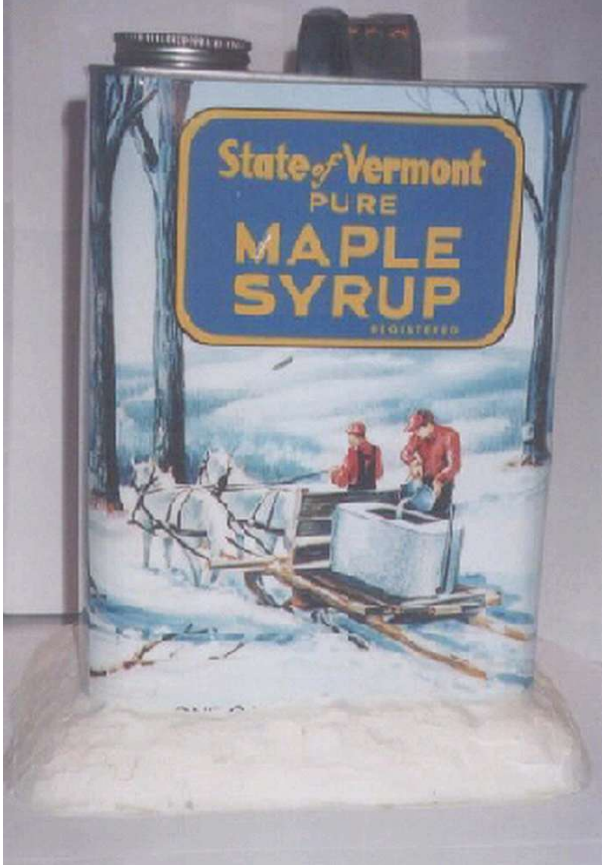

---

From Preble McDaniel:

One day I visited my parents and there was a gallon maple syrup tin on their table. I asked to have it once it was empty. Well, the first one was for someone else, but yes, they love good maple syrup so it wasn't too much later I had one of my own.

I looked at the exterior and decided what I wanted to do – a maple tree tap and I needed a doll to go with it. Not being a doll person, I told my mini club what I was planning to do and one friend piped up and said “Preble needs a man.” Since I was already married, everyone thought this was incredibly funny, me included.

The interior was cut with a cut off wheel, the trees are real branches and I hand-painted the inside to match the exterior.





---

From Katie Goldfarb:

This is a roombox I made for my husband's birthday a few years ago. There was a shirt that he just loved which wore out. As I was about to toss it in the trash (the damage was not repairable or decent for the Good Will bag), I saw it was 100% silk, and I thought maybe I can do something with it. So I used all of the fabric to line the walls, make the drapery & cornice, and upholster the pair of chairs in this room for his birthday. There is a birthday cake on the table with glasses of champagne, his laptop, stamp catalog, trophy and a photo of our daughter and grandchildren. He loves the scene which is on a shelf in the bedroom next to his side of the bed.



---

From Joanne Roberts:

Many years ago, I attended a male review. I got a kick out of the reactions from the older women in the audience. Years later, a friend commissioned me to do something for her for Christmas. I immediately thought of the male review and how it would look sitting on her new cherry bar in her first floor addition to her house. I decided to use the older ladies for the fun of it. One of our doll club members helped with the piece. Later in life, I decided I wanted to do this piece again, only this

time I wanted an older male dancer. Pit Ginsburg introduced me to Alice Zinn who made the older gentleman for me.



---

From Mae Karoli:

This is my “Winter Solitude”, the Thursday night project from last year’s convention, Winter Wonderland. As you can see this ice fisherman is very neat. The bed is made and there are no beer cans or food containers laying around.



---

From Barb Stetz:


A few years ago my kits were piling up and I wanted to create something my husband would enjoy. This shop was the result and we couldn't be happier.



---

From Judie Dresser:

I would like to submit a Father's Day miniature setting, this one honoring two gay dads in honor of this month being Gay Pride Month. This family loves their game room.



---

From Gail Stuart:

I am sending a guy's Fishing/Hunting shack.



---

From Carole Ann Davis:

My husband loves trains and volunteered at the California State Railroad Museum for 20 years before COVID hit.

This was my gift to him for Father's Day about 11 years ago. I made the chair, the Wall shelf, the lamp and the afghan and printed the

CSRM logo for his cup and pillow.

The center needlepointed train wall hanging was stitched by my Mother for her "favorite son-in-law"!

I had asked her to make it for me for a southwest room box, but she gave it to him! Lol!



---

From Bonnie Morrison:

This is a photo of the workbench I made for my son-in-law Rick Bell.



---

From Marty Anderson:

This is another role of men: Grandfather. Here is my room box of an old sailor reading a bedtime story to his grandson.



---

From Catherine Hawkins:

Here's my submission for the June Challenge. It's called "John's Workshop." It was made for a friend who does woodworking. The items on the shelves

were made from photos of his shelves. The Shopsmith is made from the metal off a soft drink can, wood dowels, a watch gear for a saw blade, and a metal miniature protractor. The pegboard is circuit board from Radio Shack. Most of the tools are metal miniatures. It is electrified --- the fluorescent light lights up.




---

From Pat Williams:

This is a project I just finished for June create site  
My husband, Jim usually had a messy workshop







---

From Elizabeth Lubera:

For the June Father's Day challenge, I am sending a ¼ scale violin-shaped room box that honors my husband of 65 years, Dr. Richard Lubera, who is both a physician and a lifelong violinist.

While I received the violin-shaped box at a class during the 1997 NAME convention in Kansas City, I did almost all of the work later on my own.

I started by having the box professionally covered with high-quality wood veneers to make it look like a real violin. I then went to work decorating the four "floors" of the violin, each one celebrating both violin-related events in my husband's life and showcasing some of my collections of ¼ scale miniature furniture and décor.

The top floor features two photos - one of my husband as a child playing the violin and another with his string quartet group - alongside various furnishings, including a sofa made from a Pam Junk kit and a screen and doll made by me.

The floor below shows my husband - who usually plays classical music - in a cowboy hat, showcasing the fiddling techniques he learned through jamming with bluegrass musicians.

The next floor down is set for a musical performance, complete with a piano, a cello and four four chairs (made from a kit), ready for the string quartet musicians to arrive and perform.

The photo here is from a solo performance at a chamber music society concert. The lowest floor features a photo of my husband playing with a community orchestra. The furnishings here are significant in that they symbolize both of our interests: a table and chairs, decorated with a treble clef detail for my husband, and a bee-themed tea set, relating to my miniature group, named "the Wee Bees."





---

From Barbara Thornton-Hill:

Here is my Vegetable/Fruit Stand with the farmer man in the scene. He started out as Gepetto in a workshop with Cat Wingler and I never finished him. So my friend, Nancy Wantiez took him and turned him into the farmer at the request of my husband. The stump started out as a 2" x 2" x 4" block of basswood. I carved and wood burned it into this stump in a workshop with Frank Balestrieri who used to make beautiful decoy ducks in minis and other carved pieces.



From Dorothy Hamilton:

This room box was made to depict my late husband, Bill, in his workshop. He was an extremely gifted wood worker. He could make anything he set his mind to in wood, not only miniature but real life items too. My home shows it. He spent most days out in his workshop, happily creating one thing or another.





CORPUS CHRISTI BIRTHDAY PARTY  
BILL'S WORKSHOP BY DOROTHY



From Donna Manin:







From Cat Wingler:

I like dressing the males best because they are such interesting characters. Here is one of my favorites.



From Claudia Heckart:

I made a Museum of Miniatures a few years back, and Owen Wolffe is the proprietor. The back-story

is that he is widowed, and he and his wife were avid miniaturists. So he bought an old building and made a museum with all their miniature collections in it. He's pictured here in his office, where he also has one dollhouse for sale.

The doll is handmade by Gina "Wolfie" (now deceased) and looks very much like my uncle, who loved all my miniatures.



---

From Sandra Manning:



From Cindy McDaniel:

The lady is scolding her husband for throwing tissue on the floor and the mechanic scene were made by Rosemary O'Nan and I bought them at her auction after she passed.

Dad is grilling his own Father's Day dinner while his kids loaf in the chairs.





From Diana DeWalt:

My husband always dreamed of an idyllic cabin in the woods for fishing, hunting and bumming. Decided I'd make it for him in miniature. One of my few 1 inch scale pieces.



---

From Tammy Witthaus:


We had a 1937 Oldsmobile years back that my husband was turning into a street rod. My mom created a scene in a gas can with many of the items found in our garage (fenders of car, keeper, tool chest, golf clubs, golf shoes, rocking chair, fire extinguisher, cat and cat food, tools, etc.).



---

From Mary Myers:

Here is my submission for the June challenge.





---

From Vicki Scidmore:

Here is my June entry. You might call this a 19th C. man-cave! Sir Angus has returned from his latest expedition and is telling the Professor all about it. They are surrounded by souvenirs of his trips.



---

From Jean "Rusty" Smith:

It certainly was raining men when a sudden cloudburst rained this group of 48th scale cowboys into the garden centre! They took shelter under the eaves of the shop.

In the 12th scale Victorian mansion, two gentlemen chat in the study whilst around the corner two 48th scale servants hide behind an altoids tin hoping they won't be summoned!

I made this 48th scale cake topper for a friends retirement. It shows four aspects of his life.

All figures made from polymer clay.





From Paula Francis:

Here's my submission for June's ..."It's Raining Men". My scene is of Geppetto and his almost real son...Pinocchio. His toy shop is downstairs and his workshop, where he creates his magic, is upstairs. Keeping him company are Cleo, Figaro and Jiminy Cricket.



---

From Annilee Taylor:

This is the first roombox I ever did. It was for a NC State Day right after I discovered miniatures and joined NAME. The gentleman here is making homemade wine with the help of his daughter.







---

From Margaret Gordus:

I made the garage as my husband restored classic cars after he retired.

The car on top was one I had made into a mustang convertible as the First one he restored was for me..

The sailer suit rm box was taken from picture of my husband. Object was to made the clothing that. was pictured., & add a couple of items he had when he was young



---

From Abbey Johnson:

I found this fireman's equipment a few years ago at a miniature show. I got it to honor and remember my dad who was a firefighter. I thought the picture of the equipment would look better with the dad of my dollhouse by it.



---

From Suzanne Mooney:

I am new to miniatures this year, & recently joined NAME. The potting bench is a replica of one my husband made from materials washed up on our beach after a hurricane! Our granddaughter loves to garden with him, so I named it 'Grandpa's Potting Bench'.



---

From Diane Fisher:

My Man Cave is from a Debbie Young kit.



---

From Cathy Payne:

This was my husband's first car (which I bought the replica of from Franklin Mint). I then built the repair shop for the car and gave this to him on his birthday.



From Jackie Williams:





---

From Kathryn Asbahr:

Here is the 70's house from John Jensen (Jman Laser Crafts). The kit just screamed 70's to me and it was fun to decorate for that era. The basement belongs to Allen. He had a 70 Boss 302 Mustang and now he builds HO trains. Somewhere along the line we found a Tim Allen and Al Borland set for the front yard. I made the train layout. Allen is one of my biggest supporters. As an HO modeler I have lots of things to raid to use and he will bring me things to see if I can make anything out of it. Plus I have learned lots from hanging out in model train shops over the last 45 years even if it took almost 40 years to actually build things.





Create.Miniatures.org  
was created by **NAME** for the miniaturist community.  
Your membership and support make it possible.

[Learn more on miniatures.org](https://www.create-miniatures.org)

---

From Connie Smith:

This is my husband's Mini Workshop.



Also from Connie:

My Man cave



Also from Connie:

My Fishing cabin





---

From Julie Stuckmeyer:

Here's the work room in the attic of my Eastside Townhouse. I have no clue how they got things up here! It is completely impractical. Even the windows aren't big enough! 😂😂 I really enjoyed figuring out how to do the insulation. It is quilt batting, dyed pink and glued to butcher paper.





---

From Sue Ostheimer:

I made "Kurt's Workshop" 30 years ago as a surprise for my husband's birthday. With a 6 year old and a 2 year old it was a challenge to find the time but somehow it got done! Kurt can fix or build just about anything and he has a real workshop, plus 3 other workbenches in different places - he is always working on something!!



---

From Marlene Prickett:

Here's the Neighborhood Construction Crew at  
Joe's Place!



---

From Judie Dresser:

Here's my wood shop that any man would want to  
go to escape!



---

From Peggy Mcloughlin:

This is Mac's racecar shop. The shop girl is anatomically correct too. 😊 She was a gag added to my husband's garage replica for his 50th birthday many moons ago. That's me on the wall ... posing more appropriately.

