

splashdash!

Welcome

Actions

Begin by taking action towards what you aim to accomplish. Actions involve utilizing various tools to achieve a desired outcome.

Search for an action...


Basic Tier

Actions available on the basic plan

Basic

Customer Sentiment

See what customers think about a business and how they rate it.




Start Action

Basic

Local Age Demographics

See the different age groups in an area and compare male and female populations.




Start Action

Basic

Local Income Demographics

See how much money people and households make, broken down by different racial groups, and how incomes are spread...




Start Action

Basic

Local Population Demographics

See the racial makeup, population, and median age for an area.





Start Action

Basic

Marketplace Overview

A comprehensive overview of competitor reviews in your local area for specific keywords and business types.






Start Action

Basic

Website Performance

Analyze your website's authority, SEO, speed, and security.



+2

Start Action

New

New and exciting actions to our platform

Basic reports are available for free.

AI ✦✦

Localized Ad Spend Intelligence

Analyzes competitor ad strategies, estimating monthly ad spend based on relevant business information.

[Start Action](#)

AI-tagged reports are AI-enhanced. Use caution.



✦ Actions

Begin by taking action towards what you aim to accomplish. Actions involve utilizing various tools to achieve a desired outcome.

🔍 Search for an action...



New

New and exciting actions to our platform

ChatGPT Visibility

Analyze how visible your business is in ChatGPT search results and conversational AI platforms.



Start Action

Competitive Intelligence

Benchmark your performance against direct competitors in terms of traffic, backlinks, and domain authority to identify strategic opportunities and competitive advantages.

Brand Search Volume

Check how often people search for a brand.



Start Action

Competitive Overview

Compare how a business stacks up against competitors. Such as website authority, traffic, reviews, and keywords.



Start Action

Localized Ad Spend Intelligence

Analyzes competitor ad strategies, estimating monthly ad spend based on relevant business information.



Start Action

Get started by running your first report.

See what customers think about a business

Get an overview of a business including growth rate, search volume, and more

Estimate the breakdown of traffic based on





ChatGPT Visibility for CT Moving and Storage


Analyze how visible your business is in ChatGPT search results and conversational AI platforms.


ChatGPT Visibility for CT Moving and Storage


Visibility analysis for 25 "Moving company" ChatGPT-generated responses in Southington, Connecticut

 Google Search

 Firecrawl

 OpenAI

 Ahrefs

 ICANN

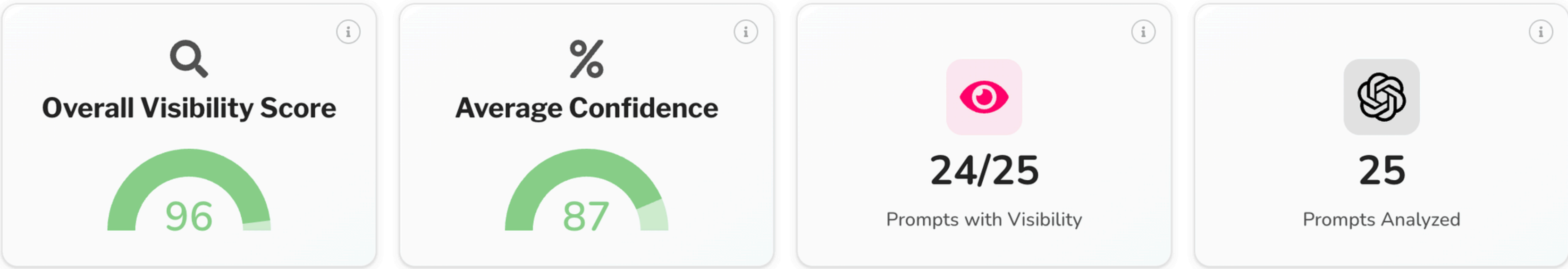


CT Moving and Storage

Moving Company in Southington, Connecticut

ctmovingandstorage.com

Domain Age: 21 years Domain Rating: 18/100 Model: GPT-5 Generated: Sep 30, 2025




Out of 25 prompts tested, 24 responses *did mention* CT Moving and Storage or ctmovingandstorage.com. The most common terms in these *visible* responses were: **moves, packing, labor, truck, services, men**

Get your completed report for review.

Filter prompts...

ChatGPT Visibility for CT Moving and Storage

Share this report



☐ Private

<https://app.splashdash.cc>


Start a new report

This report's data was pulled on Tuesday, September 30, 2025
Run another ChatGPT Visibility report

[Rerun the same report](#)

[Create a new report](#)

Turn on public sharing to share your report.



Ruan M. Marinho

✉ ruan@develomark.com

📅 Since August 15, 2025

💎 63 Reports left

➡ Sign Out

⚙ Settings

☀ Light

🌙 Dark

🖥 System

Click your profile to access your information.




Reports


Search and view previously created reports

Search for a report...

September 2025

 Tuesday, September 30

11:45 AM 
ChatGPT Visibility

 Loading...
ChatGPT Visibility Analysis

 OpenAI  Ahrefs  Google Search  Firecrawl  ICANN

[View Report >](#)

 Monday, September 29

10:32 AM 
Customer Sentiment for Bartlett Contracting
Customer Sentiment

 Customer Sentiment for Bartlett Contracting in Wolcott, CT
Analyzing 30 reviews for Bartlett Contracting

 Google Maps

Click the “Reports” page to see previous reports.

Temporary Chat

This chat won't appear in history, use or update ChatGPT's memory, or be used to train our models. For safety purposes, we may keep a copy of this chat for up to 30 days.

Analyze the data on from URL:

<https://app.splashdash.com/reports/competitive-overview-for-bmtrees+jd7etxc0t4zc3q6x8va9tbmpv17rryqp>



Extract data directly in ChatGPT/AI models.

Pro Tips

splashdash.com

1

Double-check entries on errors

Often times it's an incorrect domain name or we have no data.

2

Input primary location in GBP

For best results, rely on your inputs GBP information.

3

Use GBP names

For best results, rely on your inputs GBP information.

4

Share URL with AI and interact with report

Make sure the link is public, and AI can analyze it's URL.

5

Run multiple reports at once

Open up multiple SplashDash windows and run multiple at once.

6

Double-check credits on errors

If an error fails, check your credits to make sure you have them available.

7

Check emails for new features

If you're on our mailing list you will get monthly updates on new features.

Coming Soon

splashdash.com

1

More Reports

Get deeper insights with expanded reporting options and detailed metrics.

2

Adding Integrations

Easily connect with more tools to streamline your workflows and data.

3

White Label

Customize dashboards with your brand to deliver a seamless client view.

4

Scheduling

Automate when reports run so you never miss an update or trend.

5

Creating Projects

Group related dashboards into projects to organize and track progress.

6

Adding Users

Invite teammates to collaborate and manage dashboards together.

7

Export to PDF/CSV/LLM

Download your data in shareable formats for analysis or presentations.

hello@splashdash.com

Support