

with innovative technology and interactive media solutions that deliver an immersive experience for every traveler.

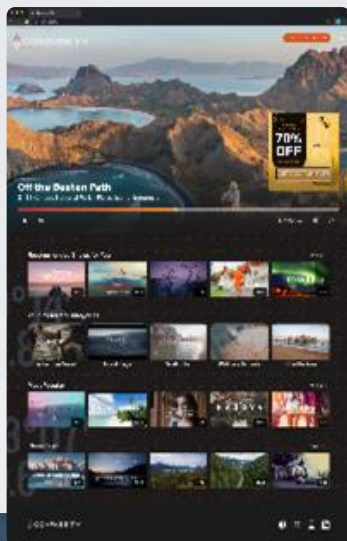
growth is accelerated by interactive technology, immersive media and unparalleled expertise.

ADVANCING TRAVEL: FORWARD R&D AT NEXTTRIP



Your 24/7 AI-Personalized Travel Channel Content-to-commerce video. Turn inspiration into action.

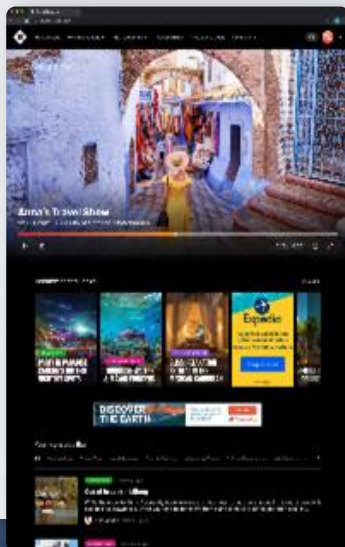
www.compass.tv



A Travel-Focused Social Media Platform

A showcase for user-generated content from the community.

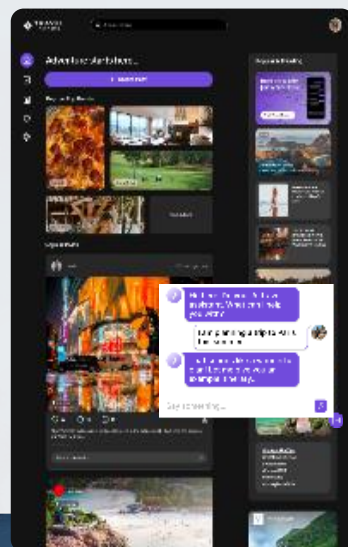
www.travelmagazine.com



The AI-Powered NextTrip Travel Assistant

Personalized suggestions for your very own bucket list.

...in development



INVESTOR SNAPSHOT

NASDAQ: NTRP

Outside Legal Counsel: Snell & Wilmer

Independent Auditor: Haynie & Company

Transfer Agent: Issuer Direct

Fiscal Year End: February 28

(1) SOURCE: NextTrip, Inc. Form 8-K filed on March 28, 2025
(3) Includes warrants issued related to various transactions as disclosed in the Company's Current Report on Form 8-K filed on February 28, 2025
(4) Unaudited pro forma condensed balance sheet, based on the Company's unaudited balance sheet as of November 30, 2024 as contained in the NextTrip, Inc. Form 10-Q filed on January 14, 2025 reflecting the impact of various transactions as disclosed the Company's Current Report on Form 8-K filed on February 28, 2025 as if such events had occurred on November 30, 2024.

*SOURCE: Sigma Definitive Schedule 14A Proxy Statement, filed December 1, 2023, in the section entitled "Summary of Lake Street's Financial Analysis."

NextTrip

Solutions for Tomorrow's Travelers

NASDAQ: NTRP

Common Shares Outstanding

Total Outstanding Shares ¹ (includes restricted shares)	6,163,525
Free Trading Shares held at DTC	1,029,553

Options/Warrants

Options	78,867
Warrants (exercisable \$3.02 to \$350) ³	3,015,885

Balance Sheet⁴

Total Assets ⁴	\$ 13,043,216
Total Liabilities ⁴	\$ 2,875,908
Total Stockholder Equity ⁴	\$ 10,167,308

Enterprise Valuation*

Terminal Revenue Multiple	\$87.0M - \$178.0M
Terminal EBITDA Multiple	\$143.0M - \$264.0M