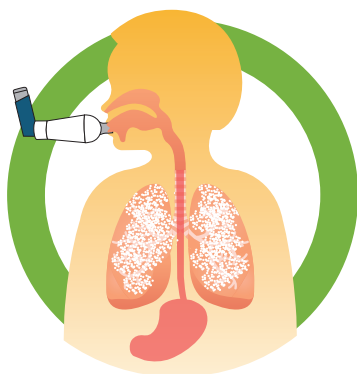


Spacers

Using a spacer is the most effective way to get medication to the lungs when using a propellant inhaler.

Inhaler with a Spacer:



When an inhaler is used with a spacer, more medicine is delivered to the lungs.


Inhaler without a Spacer:



When an inhaler is used alone, medicine ends up in the mouth, throat, stomach and lungs.


Delivery Instructions

Delivery with a Mask:



1 Shake inhaler well (2-3 seconds) and place inhaler into spacer after removing cap.	2 Put on mask and seal over nose and mouth.
3 Push down, releasing 1 puff into the spacer.	4 Take 6-10 breaths with mask on (20-30 seconds) and wait 1-2 minutes before repeating.

Delivery with a Spacer:



1 Shake inhaler well (2-3 seconds) and then remove cap.	2 Place the inhaler into the back of the spacer.	3 Take a deep breath and let it all the way out.
4 Close lips tightly around mouthpiece and push down, releasing 1 puff.	5 Breathe in slowly and hold breath for 10 seconds – if whistle sounds, slow down your breath.	6 Exhale and wait 1-2 minutes before repeating.