



Lesson Plan Summary

Magic Tree House #40: *Sea Otter Sunrise*

Guided Reading Activities for Each Chapter

Using Sea Otter Sunrise

EACH STUDENT WILL:	COMMON CORE STANDARDS ADDRESSED:
<ul style="list-style-type: none"> View and discuss anticipatory informational video clips Read and discuss new vocabulary and events after reading each chapter in #40 <i>Sea Otter Sunrise</i> Demonstrate comprehension of story elements by answering questions on a detailed Reading Guide Make connections: Text-to-self Text-to-text Text-to-world State an opinion and write a few sentences to support it Draw scenes with character, setting, and details Track science facts and concepts in the videos and the book Discuss Character Development 	<p>READING:</p> <ul style="list-style-type: none"> KEY IDEAS AND DETAILS (RI1.1, RI2.1, RI3.1, RI4.1) Ask and answer such questions as <i>who</i>, <i>what</i>, <i>where</i>, <i>when</i>, <i>why</i> and <i>how</i> to demonstrate understanding of key details in a text CRAFT AND STRUCTURE (RI 2.4, RI 3.4) Describe how words and phrases (e.g., regular beats, alliteration, rhymes, repeated lines) supply rhythm and meaning in a story, poem, or song CRAFT AND STRUCTURE (RI 2.5, RI 3.5) Know and use various text features to locate key facts or information in a text efficiently <p>WRITING:</p> <p>PRODUCTION AND DISTRIBUTION OF WRITING</p> <ul style="list-style-type: none"> With guidance and support from adults and peers, focus on a topic and strengthen writing as needed by revising and editing (W2.5, W3.5) Participate in shared research and writing projects (W2.7, W3.7)

40-1S0825

Created by: Paula Cirillo, 2009 Magic Tree House Teacher of the Year, Los Angeles, California



Lesson Plan Magic Tree House #40: *Sea Otter Sunrise*

Guided Reading Activities

Using Sea Otter Sunrise

THREE-PART LESSON FOR EACH CHAPTER

1. **ANTICIPATORY SET** - a fun focus to start each reading session with a short video or reading activity offering schema, connections, and additional resources
2. **READ THE CHAPTER** – whole group or reading groups
3. **STUDENT READING GUIDE** – comprehension questions to respond to the text



"Loving animals helps you see the world in a new light."

~Annie ... *Sea Otter Sunrise*

MATERIALS NEEDED:

- Copies of **#40 Sea Otter Sunrise**
- Computer with interactive whiteboard, TV, or projector
- Copy of "Chapter Reading Guide" for each student
- Copy of "Chapter Reading Guide" Answer Key for the teacher

PROCEDURE:

Start each reading session with the Anticipatory activity provided. Then read the chapter with the students. Finish up by assigning the Reading Guide to be completed together as a group, for individual seatwork, or homework.

CHAPTERS 1-10 GUIDED READING ACTIVITIES

Chapter 1 – SCUBA DIVING? REALLY?

- **Anticipatory Set** – *Kelp Forest | Nature Boom Time* | Nat Geo Kids (6:20)
 1. In this video, Charlie and his team travel to Monterey, California, just like Jack and Annie are about to do on their treehouse adventure. Your students will get background knowledge of a kelp forest and its ecosystem.

<https://www.youtube.com/watch?v=GDbHoF6loa8>

- **The Reading Guide** – focuses on the 5 W's and H (who, what, when, where, why, and how) comprehension questions and one inference question.

Chapter 2 – BOB'S BOAT

- **Anticipatory Set** – This short video and the read-aloud book set the scene for the adventure that Jack and Annie will have.
 1. *Fun Facts About Boats* | *Nat Geo Kids* Transportation Playlist video (1:10) A quick video about the history of boats.
 2. *Boats Float* by George Ella Lyon and Benn Lyon, *Butterfly Book Club Read-Aloud* with audio and animations (4:22). A rhyming book that explores an array of boats and their jobs.

<https://youtu.be/Ae-jn4Rc4BQ>

<https://www.youtube.com/watch?v=CYu94lwYUjs>

- **The Reading Guide** – Answer 5 W's comprehension questions, and fact-tracking.

Chapter 3 – SEA OTTER SUNRISE

- **Anticipatory Set** – *See How Sea Otters Became Nature's Cutest Survivalists* | *Animal Marvels* (3:10)
 1. This video continues to add to the students' background knowledge, sharing five amazing facts about sea otters in the kelp forest habitat.

<https://www.youtube.com/watch?v=uRTgNb2nlmw>

- **The Reading Guide** – Draw the setting of Bob's Boat. Include the characters in the story and their activity on the boat. Write descriptive sentences.

Chapter 4 – PARADISE

- **Anticipatory Set** – *Open Sea Diving for Kids: Mary and Manny in Mauritius* | The Airplane Mode Family You Tube (10:14)
 1. From gearing up to learning underwater communication, this video teaches the skills and shares the thrills of scuba diving.

<https://www.youtube.com/watch?v=o5ZPEUrRqUw>

- **The Reading Guide** – Basic Scuba Diving Rules – fill in the missing words, state an opinion.

Chapter 5 – KELP! HELP!

- **Anticipatory Set** – *Take a Virtual Dive in a Kelp Forest* | California Academy of Sciences (3:18)
 1. Visit an underwater kelp forest near Monterey, California.

<https://youtu.be/HGMvPqfcDOK>

- **The Reading Guide** – Scuba Sign Language word match, main idea of the chapter.

Chapter 6 – WE'RE SORRY!

- **Anticipatory Set** - *The secret life of sea otters: Guardians of the kelp forest* | Monterey Bay Aquarium (3:09)
 1. Meet a research biologist from the Monterey Bay Aquarium as she explains the role sea otters play in the Kelp ecosystem.

<https://www.youtube.com/watch?v=5pGdwqCRcDQ>

- **The Reading Guide**- Answer 5 W's and H comprehension questions.

Chapter 7 – LEOPARD SHARK?

- **Anticipatory Set** - *Monterey Bay Aquarium Kelp Forest Cam* - recorded live (6:00)
 1. This recording of a Leopard Shark will certainly pique the interest of your students. There are about 17 sightings of the Leopard Shark, and a great close-up of a scuba diver.

<https://www.facebook.com/montereybayaquarium/videos/463957118136306>

- **The Reading Guide** – Answer comprehension questions and a text-to-self connection.

Chapter 8 – LET’S GO!

- **Anticipatory Set** – *How To Draw Otters- Mom And Baby* | Art for Kids Hub (8:13)

1. An adorable drawing to use as a cover for the reading guide, hang in the classroom, or assemble into a raft on a bulletin board ... just to mention a few ideas!

<https://www.youtube.com/watch?v=64lyK1PWv4g>

- **The Reading Guide** – Order events in the story from 1 to 5.

Chapter 9 – BYE, FRIENDS!

- **Anticipatory Set** – *Busy Sea Otters* | Monterey Bay Aquarium (6:10)

1. Meet an educator from the Monterey Bay Aquarium

<https://www.montereybayaquarium.org/for-educators/learning-at-home/video-lessons/busy-sea-otters>

- **The Reading Guide** – Answer comprehension questions.


Chapter 10 – A WATERY WORLD OF WONDER

- **Anticipatory Set** - *How Otters Are Saving Earth’s Underwater Forests* | PBS Terra (10:06)

1. Meet a Sea Otter Rescue and Rehabilitation Manager from The Monterey Bay Aquarium. Learn what a team of researchers and conservatists are doing to help save the Kelp Forest.

<https://www.youtube.com/watch?v=2Rchqd400W0>

- **The Reading Guide** – Cite passages of character development in Bob – kindness, courage. Write supporting sentences.



Reading Guide Chapter 1 – SCUBA DIVING? REALLY?

1. Who heard a high cawing sound in the backyard, and what was it? (p.3)

2. How did Jack and Annie find out where they were going? (p.6) _____

3. Where are they going and what will they do there? (pp.6-7) _____

4. What is the real goal of the scuba expedition? (p.9-10) _____

5. **INFER:** How do you know that Jack is nervous? (p.10) _____

Reading Guide Chapter 2 – BOB’S BOAT

1. Where did the treehouse land? (p.12) _____


2. What was in the two large bags on the floor? (p.13) _____

3. What kinds of boats were in the harbor? (p.15) _____

4. **LIST** some facts from the “quick science lesson” (pp.16,17) _____

Reading Guide Chapter 3 – SEA OTTER SUNRISE

Imagine what you would see if you were on Bob's boat with Jack and Annie in Monterey Bay. Sketch the characters and the setting. Write a few descriptive sentences on the lines below.



Reading Guide Chapter 4 – PARADISE

Describe the Basic Rules of Scuba Diving by filling in the blanks using the words in the box.

focused, breath, slowly, alert, hand, panic, calm

Never hold your _____.


Go down and rise _____.

Use _____ signs.

Never _____.

Stay _____.

Stay _____ and _____.



Would you like to go scuba diving? Write a few sentences to explain your **OPINION**.



Reading Guide Chapter 5 – KELP HELP!

Draw a line to match the word to the Scuba Diving hand sign. Write the word.

Okay



End the dive



Danger



Go left



INFER: Tell why the chapter is titled *KELP! HELP!* _____

Reading Guide Chapter 6 – WE'RE SORRY!

1. How did Jack and Annie lose their bags of sea urchins? (p.46) _____

2. What did Annie see when she looked out at the kelp island? (p.47) _____

_____. Why wasn't Annie worried about the baby otter? _____

3. Why is Bob screaming at Jack and Annie to leave the otters alone? (p.47)

4. Where did Annie see their lost bags of urchins? (p.48) _____

_____. What did they find on that beach? (p.51) _____

5. Why don't Jack and Annie care about Bob's anger and breaking the rules? (p.51)

Reading Guide Chapter 7 – LEOPARD SHARK?

1. How does Jack and Annie get the otter to Bob's boat? (p.53) _____

2. What could happen to Bob if he is seen handling an otter? (pp.53) _____

3. What is Annie's plan, so Bob doesn't get blamed for moving the otter? (p.55)

4. What does Annie do when she sees the baby otter bobbing in the water, and Bob doesn't want to get it? (p.57) _____

5. **Text-to-Self** connection – Tell of a time when you felt as scared as when Jack found out that leopard sharks were in the Bay. _____

Reading Guide Chapter 8 – LET'S GO!

Number the events in the correct order from 1 to 5

_____ "Stay alive, Sunrise, please...Did you know your name is Sunrise?...

_____ Bob yelled "LEAVE IT ALONE!" when Annie started untangling the baby otter from the kelp.

_____ As they drew closer, Jack read the writing on their shirts: MONTEREY BAY AQUARIUM.

_____ Jack, Annie, and Bob watched the injured mother nuzzle her baby's head.

_____ He stepped aside, and Bob gently lifted the injured otter from the cooler. She drooped in his arms.

Reading Guide Chapter 9 – BYE, FRIENDS

1. Why did Bob bring the boat to a restricted area to get help? (p.68) _____

2. What did Michelle tell her workers to get for the wounded otter? (p.69) _____

3. What is the goal of the Monterey Bay Aquarium for injured or abandoned animals? (p.70) _____
4. What sweet words did Bob say to the mother otter as he leaned close to her? (p.71) _____
5. Who did Bob give a hundred-dollar bill to, and for what reason? (p.74) _____

6. What words did Bob shout at Jack and Annie as he left? (p.75) _____

Reading Guide Chapter 10 – A WATERY WORLD OF WONDER -THE KELP FOREST

Character development is very important in every Magic Tree House book.

Kindness and courage are examples of it in this book.

Give one example each of how Bob developed kindness and courage in the book, *SEA OTTER SUNRISE*. (pp. 82,86)

“Loving animals helps you see the world in a new light.”

~Annie ... *SEA OTTER SUNRISE*

ANSWER KEY

Reading Guide Chapter 1 – SCUBA DIVING? REALLY?


1. Who heard a high cawing sound in the backyard, and what was it? (p.3) Annie heard a Western Gull.
2. How did Jack and Annie find out where they were going? (p.6) It was in Morgan's message.
3. Where are they going and what will they do there? (pp.6-7) They are going to Monterey to scuba dive.
4. What is the real goal of the scuba expedition? (p.9) The true mission is to find rare friendship.
5. **INFER:** How do you know that Jack is nervous? (p.10) He's worried about not having scuba diving skills.

Reading Guide Chapter 2 – BOB'S BOAT

1. Where did the treehouse land? (p.12) The treehouse landed in a boat harbor.
2. What was in the two large bags on the floor? (p.13) Long yellow fins, gloves, a watch, a diving mask, a vest with straps, a tangle of short hoses, a heavy belt, and a Sea Urchin Diving Permit.
3. What kinds of boats were in the harbor? (p.15) Sailboats, pontoon boats, and motorboats.
4. **LIST** some facts from the "quick science lesson". (Any of the facts listed on pp.16-17.)

Reading Guide Chapter 3 – SEA OTTER SUNRISE

Imagine what you would see if you were on Bob's boat with Jack and Annie in Monterey Bay. Sketch the characters and the setting. Then write a few descriptive sentences on the lines below.



Individual responses for the drawing and sentences.

Reading Guide Chapter 4 – PARADISE

Describe the Basic Rules of Scuba Diving by filling in the blanks using the words in the box. (p.34)

focused, breath, slowly, alert, hand, panic, calm (p.34)

Never hold your breath.

Go down and rise slowly.

Use hand signs.

Never panic.





Stay calm.

Stay alert and focused.

(Individual responses for OPINION sentences.)

Reading Guide Chapter 5 – KELP! HELP!

Draw a line to match the word to the Scuba Diving hand sign. Write the word.

Okay	→		Danger
End the dive	→		End the dive
Danger	→		Go left
Go left	→		Okay

INFER: Tell why the chapter is titled *KELP! HELP!* Annie got stuck in the Kelp, and Jack has to help her escape.

Reading Guide Chapter 6 – WE'RE SORRY

1. How did Jack and Annie lose their bags of sea urchins? (p.46) Jack and Annie had to let them go when a current pushed them into the kelp forest.
2. What did Annie see when she looked out at the floating kelp island? (p.47) All the otters were gone except for one baby otter. Why wasn't Annie worried about the otter? She thought the mom would return soon.
3. Why is Bob screaming at Jack and Annie to leave the otters alone? (p.47) Bob is worried about breaking the law and losing his fishing license.
4. Where did Annie see their lost bags of urchins? (p.48) Annie saw their bags on a rocky, deserted beach. What did they find on that beach? (p.51) They found an otter that was suffering.
5. Why don't Jack and Annie care about Bob's anger and breaking the rules anymore? (p.51) The dying otter is all that matters right now.

Reading Guide Chapter 7 – LEOPARD SHARK

1. How does Jack and Anna get the wounded otter to Bob's boat? (pp.52-53) They lowered the otter into the sea, so it floated on its back, and they swam toward Bob's boat.
 2. What could happen to Bob if he is seen handling an otter? (p.53) Bob could lose his license or go to jail.
 3. What is Annie's plan so Bob can't get blamed for moving the otter? (p.55) They want to be dropped off at the harbor, so they can carry the otter ashore. They won't tell anyone that Bob helped them.
 4. What does Annie do when she sees the baby otter bobbing in the water, and Bob doesn't want to get it? (p.57-58) Annie dives into the water to save the baby otter.
 5. **Text-to-Self** connection – Tell of a time you felt as scared as Jack and Annie when they found out that leopard sharks were in the bay. _____
-

(Individual responses for personal comments)

Reading Guide Chapter 8 – LET'S GO

Number the events in this chapter in the correct order from 1 to 5

- (3) "Stay alive, Sunrise, please...Did you know your name is Sunrise?... (p.63)
 - (1) Bob yelled, "LEAVE IT ALONE!" when Annie started untangling the baby otter from the kelp. (p.60)
 - (5) As they drew closer, Jack read the writing on their shirts: MONTEREY BAY AQUARIUM. (p.67)
 - (2) Jack, Annie, and Bob watched the injured mother nuzzle her baby's head. (p.61)
 - (4) He stepped aside, and Bob gently lifted the injured otter from the cooler. She drooped in his arms. (p.66)
-

Reading Guide Chapter 9 – BYE FRIENDS

1. Why did Bob bring the boat to a restricted area to get help? (p.68). The otter needed help now. There was no time! A shark bite!
2. What did Michelle tell her workers to get for the wounded otter? (p.69) Michelle told the workers to get a cart, blankets, and a crate.
3. What is the goal of the Monterey Bay Aquarium for injured or abandoned animals? (p.70) The goal is to return the animals to their natural home in the sea.
4. What sweet words did Bob say to the mother otter as he leaned close to her? (p.71) “Good luck, friend.” Promise me you’ll make it.
5. Who did Bob give a hundred-dollar bill to, and for what reason? (p.74) Bob gave Michelle the hundred-dollar bill to help the otters.
6. What words did Bob shout at Jack and Annie as he left? (p.75) “SO LONG, FRIENDS!”

Reading Guide Chapter 10 – A WATERY WORLD OF WONDER -THE KELP FOREST

Character development is very important in every Magic Tree House book.

Kindness and courage are examples of it in this book.

Give one example each of where Bob showed he developed kindness and courage in the book, *SEA OTTER SUNRISE*.

Suggested Answers: (p.82) Bob used to be grouchy to people. Now he is kind and greets people at the dock with nice greetings, like: “HOW ARE YOU FOLKS DOING TODAY” or “BEAUTIFUL DAY TODAY, ISN’T IT?”

(pp.85-86) Bob changed when he helped the otters and had a “rare friendship.” He had the courage to risk what he was afraid of – losing his fishing license and going to jail, so he could get the otters help at the aquarium.

“Loving animals helps you see the world in a new light.”

~Annie ... *SEA OTTER SUNRISE*