



## Lesson Plan Summary

### Magic Tree House #38: *Time of the Turtle King*

#### “Morgan’s Message”

#### *Rhyming Words and Citing Passages*

EACH STUDENT WILL:	COMMON CORE STANDARDS ADDRESSED:
<ul style="list-style-type: none"> <li>Read about the many creatures, plants, terrain, and volcanoes of the Galapagos Islands</li> <li>Find words in an ABCB poetry rhyming style in Morgan’s message</li> <li>Learn or review new vocabulary words such as rhyme, stanza and cite among others</li> <li>View a video clip of children on a family trip while being introduced to the Galapagos Islands</li> <li>Listen to Read-a-Loud of books by other authors for secondary resources</li> <li>Analyze the clues in Morgan’s poem and cite the passages that prove it</li> <li>Write sentences to explain how Jack and Annie solve the clues in the poem</li> </ul>	<p><b>READING:</b></p> <ul style="list-style-type: none"> <li><b>KEY IDEAS AND DETAILS (RI1.1, RI2.1, RI3.1)</b> Ask and answer such questions as <i>who</i>, <i>what</i>, <i>where</i>, <i>when</i>, <i>why</i> and <i>how</i> to demonstrate understanding of key details in a text, (RI2.1)</li> <li><b>CRAFT AND STRUCTURE (RI1.4 RI2.4, RI 3.4)</b> Describe how words and phrases (e.g., regular beats, alliteration, rhymes, repeated lines) supply rhythm and meaning in a story, poem, or a song (RL2.4)</li> <li><b>RANGE OF READING AND LEVEL OF TEXT COMPLEXITY (RL2.10, RL3.10)</b> ...read and comprehend literature, including stories and poetry in gr.2-3 text complexity band proficiently, with scaffolding needed at the high end of the range (RL2.10)</li> </ul> <p><b>WRITING:</b></p> <ul style="list-style-type: none"> <li><b>PRODUCTION AND DISTRIBUTION OF WRITING (W2.5, W3.5)</b> With guidance and support from adults and peers, focus on a topic and strengthen writing as needed by revising and editing (W2.5)</li> </ul>

38-2S0825

Created by: Paula Cirillo, 2009 Magic Tree House Teacher of the Year, Los Angeles, California



## Lesson Plan Magic Tree House #38: *Time of the Turtle King*

### Morgan's Message - a two part lesson

Using *Time of the Turtle King*

*Rhyming Words and Citing Passages*

MORGAN'S MESSAGE	
Your badge's are magic. You'll be what they say. Clip them when you land In a port far away.	Page <input type="text"/>
Show them to strangers, And they'll all agree. No matter your age, "Experts" they'll see	Page <input type="text"/>
But the expert to find, The one to admire, Is the one you must save From a river of fire.	Page <input type="text"/>
Be honest and gentle. No need to be smart. Just look eye to eye And talk heart to heart.	Page <input type="text"/>

→

MORGAN'S MESSAGE	
Your badge's are magic. You'll be what they say. Clip them when you land In a port far away.	
Show them to strangers, And they'll all agree. No matter your age, "Experts" they'll see	
But the expert to find, The one to admire, Is the one you must save From a river of fire.	
Be honest and gentle. No need to be smart. Just look eye to eye And talk heart to heart.	

### MATERIALS NEEDED:

- Copies of **#38 *Time of the Turtle King***
- *Morgan's Message* worksheet (after Resources)
- Teacher Suggested Answer Sheet (after Resources)
- Suggested books for additional resources (in Resources)
- Suggested video clips for anticipatory lesson openers (in Resources)
- One file folder for each student to store lesson activities (optional)

### PREPARATION:

- Tri-fold the activity sheet placing the poem on top. The students can use it as a bookmark if they have their own book or store it in a folder with the other activities used in ***Time of the Turtle King***.
- Pre-view the Resource section for other related books and video clips to use as anticipatory activities to provide schema for the students.

38-2LP0825

Created by: Paula Cirillo, 2009 Magic Tree House Teacher of the Year, Los Angeles, California

## **DIRECTIONS:**

**PART ONE: FIND THE RHYMES - A quick lesson to teach students to recognize an ABCB pattern of rhyming.**

1. Give each student a copy of the *Morgan's Message worksheet*.
2. Teach or review the concept of a stanza (a grouped set of two or more lines in order to divide a poem).
3. Teach or review the ABCB style of poetry. (Lines two and four in each stanza rhyme).
4. Tell the students to find the rhyming words in each one of the four stanzas in the poem and circle them.
5. To extend this lesson, show the Magic Tree House books #'s 30 -37, where Morgan's messages are also in an ABCB poem style. Or challenge them to find poems in other poetry books and search for this pattern.




**PART TWO: FIND IT AND PROVE IT- This part of the lesson will continue throughout this book's reading.**

1. The students will open their tri-fold bookmark after reading Chapter 2.
2. Re-read the poem together.
3. Ask the students if the first stanza has been solved yet. Guide them to see that the first stanza is solved on page 16 if they don't already know. They write 16 in the square for the page number. Next, they will write what proves that it was solved.
4. As the students follow Jack and Annie's adventure, they will continue to solve each stanza of the poem. The student will write the page number in the box to cite where they solved the clue. Next, the student will write a sentence proving how they know it was solved.

# RESOURCES

PREVIEW THE BOOKS AND VIDEO CLIPS AHEAD OF TIME TO DETERMINE WHEN YOU WOULD LIKE TO USE THEM

## BOOKS:

	<p><b>MAGIC TREE HOUSE FACT TRACKER: SNAKES AND OTHER REPTILES</b> by Mary Pope Osborne and Natalie Pope Boyce</p> <p>This non-fiction book includes information on reptiles in the Galapagos Islands, a chapter on Turtles and Tortoises, and information on Chinese Turtle Myths</p>
	<p><b>ISLAND A Story of the Galapagos By Jason Chin</b></p> <p>A non-fiction picture book on the birth of the Galapagos Islands and how they came to be filled with plants and animals that, at one time, could not be found anywhere else on earth.</p> <p>Sunstone Montessori: Read-A-Loud (11:18) <a href="https://www.youtube.com/watch?v=3Qh8gAZCKUQ">https://www.youtube.com/watch?v=3Qh8gAZCKUQ</a></p>
	<p><b>TAKE YOUR TIME...A Tale of Harriet, the Galapagos Tortoise</b> By Eva Furrow and Donna Jo Napoli Illustrated by Laurel Mole</p> <p>A fictional picture book about a tortoise who learns that every animal has a rhythm that works. Beautiful pictures to refer to for this project.</p> <p>Reading Out Loud 4 Kids (5:53) <a href="https://www.youtube.com/watch?v=MqbNZRrmCGE">https://www.youtube.com/watch?v=MqbNZRrmCGE</a></p>

# VIDEO CLIPS:

- **The Galapagos Islands** *South America with Kids...Born with a backpack*  
Video by MocomiKids (4:07)  
<https://www.youtube.com/watch?v=IS1o9B4vgzM&pp=ygUmdmlkZW9zIGJ5IG1vY29taWtpZHMgZ2FsYXBhZ29zIGlzbGFuZHM%3D>
- **10 things about the Galapagos** / Facts for kids / Hogie the Globehopper  
Geography Cartoons for Kids (2:41)  
<https://www.youtube.com/watch?v=e1qaZKsflQg>
- **Galapagos Tortoises**/Kid Reporter Dominique/ Video by What Now (3:15)  
[https://www.youtube.com/watch?v=HAt\\_ufa53eA](https://www.youtube.com/watch?v=HAt_ufa53eA)
- **Greatest Animals of the Galapagos**/Awesome 8 / Nat Geo Kids (2:40)  
[https://www.youtube.com/watch?v=Dk5\\_JoPqPFk](https://www.youtube.com/watch?v=Dk5_JoPqPFk)

## MORGAN'S MESSAGE

Cite the page number where each stanza of the poem is solved. Explain it.

*Your badges are magic.  
You'll be what they say.  
Clip them when you land  
In a port far away.*

Page

*Show them to strangers,  
And they'll all agree.  
No matter your age,  
"Experts" they'll see*

Page

*But the expert to find,  
The one to admire,  
Is the one you must save  
From a river of fire.*

Page

*Be honest and gentle.  
No need to be smart.  
Just look eye to eye  
And talk heart to heart.*

Page



## Teacher Answer Sheet

The goal of this lesson is for the student to make a connection between Morgan's message and when Jack and Annie prove it. Students may come up with their own connections and page numbers. That is okay, as long as they can justify it. This is only a suggested answer key.

I <b>MORGAN'S MESSAGE</b>	Cite the page number of where each stanza of the poem is solved. Explain it.
<i>Your badges are magic. You'll be what they say. Clip them when you land In a port far away.</i>	Page <input type="text" value="16"/> Jack and Annie put on badges and they become World Turtle Experts. They instantly know everything about turtles.
<i>Show them to strangers, And they'll all agree. No matter your age, "Experts" they'll see</i>	Page <input type="text" value="28"/> The fisherman thinks Jack and Annie are World Turtle Experts when he sees their badges. Page <input type="text" value="36"/> Carmen meets her important guests, Jack and Annie.
<i>But the expert to find, The one to admire, Is the one you must save From a river of fire.</i>	Page <input type="text" value="56"/> Jack said, "The giant tortoises are experts at being giant tortoises." Page <input type="text" value="54"/> The tortoises of Blue Hill are extremely rare.
<i>Be honest and gentle. No need to be smart. Just look eye to eye And talk heart to heart.</i>	Page <input type="text" value="66"/> Jack put all his heart into begging the tortoise. Page <input type="text" value="67"/> "We can't lose you. Please." Page <input type="text" value="70"/> They kept smiling silently at each other.
	Page <input type="text" value="79"/> "You're very brave. You're very wise."