

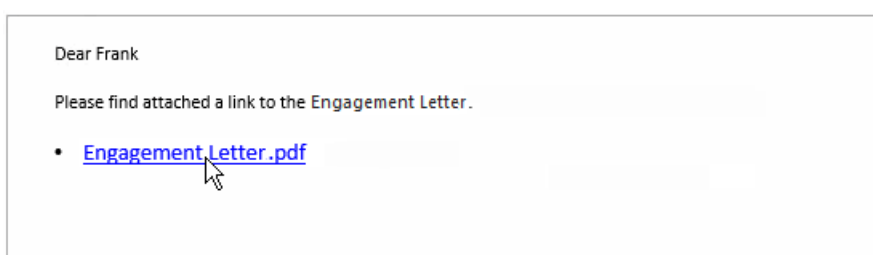
# FYI Collaborate –Overview

We have recently decided to change our approach to the way we email documents to our clients. Rather than attaching a document directly to an email, we will now use secure hyperlinks to link documents inside the body of the email.

This new system is safer, ensuring your documents remain secure, private and only accessed by those intended.

To ensure that this change is as seamless as possible, we would like to step you through the change:

1. You will still receive an email from us as you always have. The change being there will no longer be an attached document but rather a secure link inside of the email body. Only the recipient (the email address it was sent to) can open the link.
2. Click on the secure link.



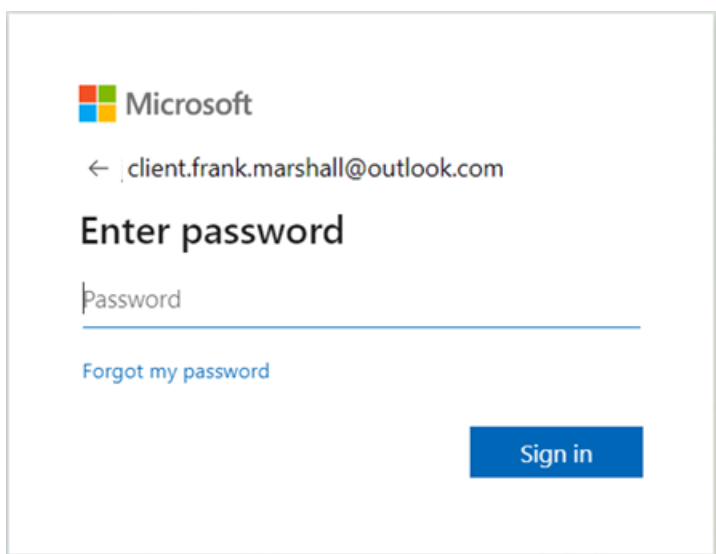
3. **Verification process**

Once you click on the secure link, you need to verify you are the recipient (for security purposes).

## **Verification process - Microsoft 365 Business user:**

**If you are a Microsoft 365 Business user** and you are already logged into your account in an open browser, the document displays straight away.

If you are not already logged in, you are prompted to log into your Microsoft account and the document then displays. You enter your password for your Microsoft account.



Microsoft

← client.frank.marshall@outlook.com

## Enter password

Password

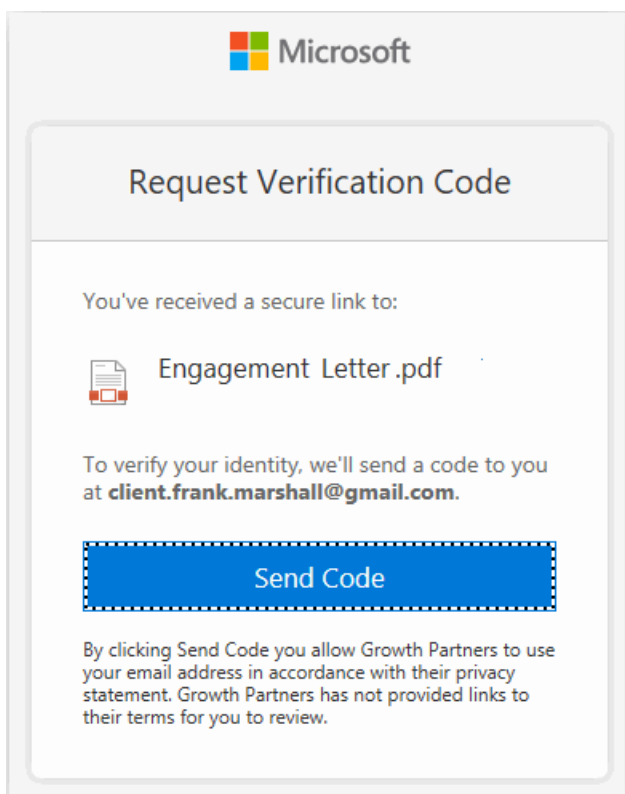
[Forgot my password](#)

**Sign in**

### Verification process - Non Microsoft 365 Business user:

If you are not a Microsoft 365 Business user, you will follow the verification process to ensure you are the intended recipient. When you click the link to the document, you need to enter or verify your email address. This email address must match the recipient's email address that the email was sent to.


1. In the **Request Verification Code** pop-up, click **Send Code**.



Microsoft

### Request Verification Code

You've received a secure link to:

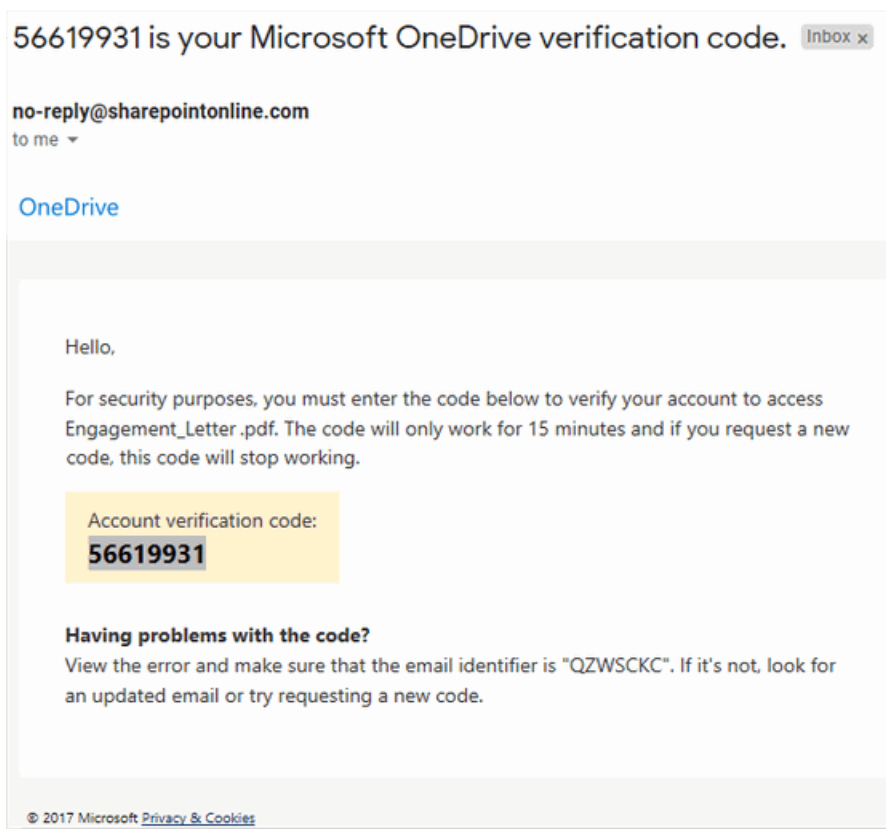
 Engagement Letter .pdf

To verify your identity, we'll send a code to you at **client.frank.marshall@gmail.com**.

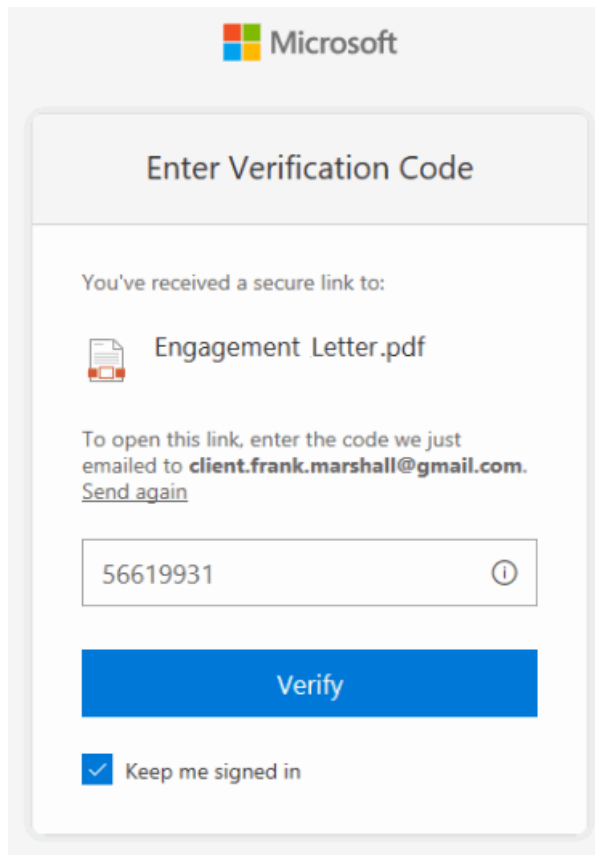
**Send Code**

By clicking Send Code you allow Growth Partners to use your email address in accordance with their privacy statement. Growth Partners has not provided links to their terms for you to review.

2. You will receive an email with the verification code.




3. Enter the Verification Code you have been emailed.



Microsoft

### Enter Verification Code

You've received a secure link to:

 Engagement Letter.pdf

To open this link, enter the code we just emailed to **client.frank.marshall@gmail.com**.  
[Send again](#)

56619931 ⓘ

**Verify**

☒ Keep me signed in

4. Click **Verify**.

**Note:** Clicking '**Keep me signed in**' will prevent you having to use a verification code to access documents in the future.

5. The document opens.

To minimise any unnecessary delays in accessing your secure documents, we suggest that you add the verification code email address - *no-reply@sharepointonline.com* - to your safe senders list. This will ensure that these emails are not treated as junk email and are received directly in your Inbox. Need to know how to do this? [Outlook users](#) and [Gmail users](#).

**Note:** Do not bookmark any links in your browser to the documents. You must always access the documents using the links. If needed, you can pin or star the emails so they are easier to find in the future.

The access and verification process are Microsoft functions. If you have any initial problems accessing the documents that are shared with you, please click this link to the FYI help article - [Troubleshooting initial issues with Shared Documents or Shared Folders](#).

We appreciate that this process is not as simple as opening an attachment in an email.

However, we believe that given the increasing need for vigilance with cyber security this measure has our client's best interests front of mind.

Should you have any further questions or experience issues that cannot be resolved from the information above, please contact our office.