


I'm not robot  reCAPTCHA

I am not robot!

Free mason jar printable templates. Mother's day mason jar printables. Blank mason jar printable. Mason jar printable free download.

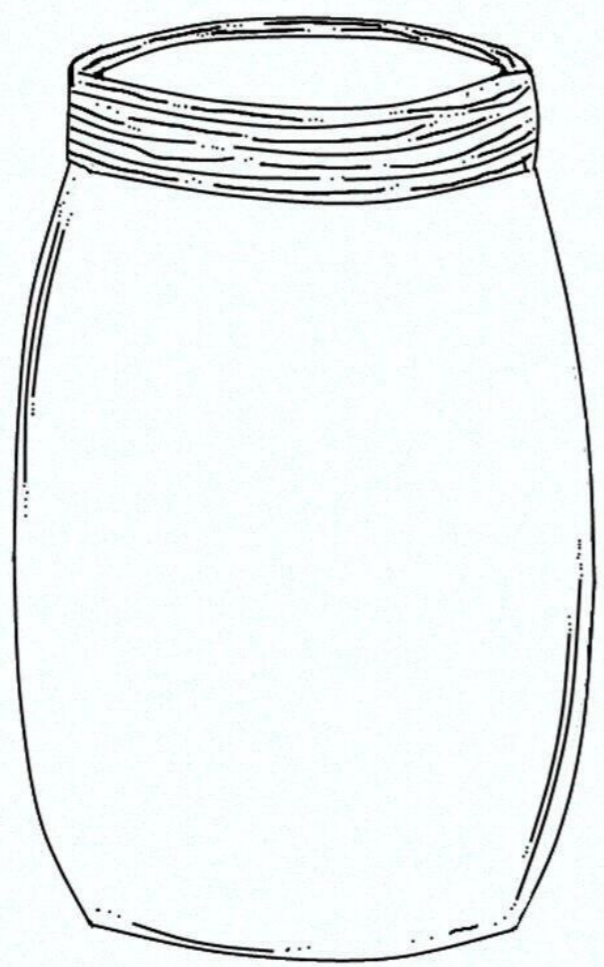
Large mason jar printable. Mason jar printable pdf. Mason jar printable outline. Love bug mason jar printable. Mason jar cookie recipes printable. Mason jar printable free. Empty mason jar printable. Mason jar printable free printable pdf. Mason jar printable labels. Mason jar image printable. Mason jar printable template.

Our free printable Mason Jar Template Printable Outlines are perfect for arts and crafts projects all year round. Since they come in different sizes they are suitable for various projects and difficult levels for children pre-k and up. Let's dive right in and get inspired by our mason jar printables and 6 easy jar craft ideas! Our mason jar outlines come in small, medium, and large. They are very popular, especially during the summer. We use them for mason jar art and craft projects, or even teaching the letter M. First, we should have a look at what you will need for our mason jar art and craft projects. Here is a short list of supplies you will need for our templates of mason jars. Do you need advice on How to Introduce Crafting to your Preschooler? Then read our 10 tips that work next. As you can see our free mason jar template printables can be used in many different ways, or for different occasions. They are great for crafting at home, in the classroom setting, or as an add-on to your homeschool curriculum. Here are several ideas for our mason jar outlines. I hope you get inspired! Here are 6 Easy Mason Jar Crafts to keep your kids entertained: 1. Mason Jar Coloring Pages As mentioned above, the possibilities for our mason jar cutout printables are endless. The easiest way of using them is as coloring pages. Especially our large mason jar template makes an adorable jar coloring page for preschoolers. The bigger the coloring picture is the easier it will be for younger children to stay inside the lines. To make it more difficult, choose one of our smaller templates for older children.



Mason jar printable outline. Love bug mason jar printable. Mason jar cookie recipes printable. Mason jar printable free. Empty mason jar printable. Mason jar printable free printable pdf. Mason jar printable labels. Mason jar image printable. Mason jar printable template.

Our free printable Mason Jar Template Printable Outlines are perfect for arts and crafts projects all year round. Since they come in different sizes they are suitable for various projects and difficult levels for children pre-k and up. Let's dive right in and get inspired by our mason jar printables and 6 easy jar craft ideas! Our mason jar outlines come in small, medium, and large. They are very popular, especially during the summer. We use them for mason jar art and craft projects, or even teaching the letter M. First, we should have a look at what you will need for our mason jar art and craft projects. Here is a short list of supplies you will need for our templates of mason jars. Do you need advice on How to Introduce Crafting to your Preschooler? Then read our 10 tips that work next. As you can see our free mason jar template printables can be used in many different ways, or for different occasions. They are great for crafting at home, in the classroom setting, or as an add-on to your homeschool curriculum. Here are several ideas for our mason jar outlines. I hope you get inspired! Here are 6 Easy Mason Jar Crafts to keep your kids entertained: 1. Mason Jar Coloring Pages As mentioned above, the possibilities for our mason jar cutout printables are endless. The easiest way of using them is as coloring pages. Especially our large mason jar template makes an adorable jar coloring page for preschoolers. The bigger the coloring picture is the easier it will be for younger children to stay inside the lines. To make it more difficult, choose one of our smaller templates for older children. Often we use the medium and small printables as mason jar craft templates. They are great for preschool mason jar crafts stencils. Using these super simple mason jar templates as stencils is pretty easy. Choose the preferred size of jars, print them, and cut them out. Then there are different techniques on how to use them as stencils. We personally love the Toothbrush Painting Technique.




Empty mason jar printable. Mason jar printable free printable pdf. Mason jar printable labels. Mason jar image printable. Mason jar printable template.

Our free printable Mason Jar Template Printable Outlines are perfect for arts and crafts projects all year round. Since they come in different sizes they are suitable for various projects and difficult levels for children pre-k and up. Let's dive right in and get inspired by our mason jar printables and 6 easy jar craft ideas! Our mason jar outlines come in small, medium, and large. They are very popular, especially during the summer. We use them for mason jar art and craft projects, or even teaching the letter M. First, we should have a look at what you will need for our mason jar art and craft projects. Here is a short list of supplies you will need for our templates of mason jars. Do you need advice on How to Introduce Crafting to your Preschooler? Then read our 10 tips that work next. As you can see our free mason jar template printables can be used in many different ways, or for different occasions. They are great for crafting at home, in the classroom setting, or as an add-on to your homeschool curriculum. Here are several ideas for our mason jar outlines. I hope you get inspired! Here are 6 Easy Mason Jar Crafts to keep your kids entertained: 1. Mason Jar Coloring Pages As mentioned above, the possibilities for our mason jar cutout printables are endless. The easiest way of using them is as coloring pages. Especially our large mason jar template makes an adorable jar coloring page for preschoolers. The bigger the coloring picture is the easier it will be for younger children to stay inside the lines. To make it more difficult, choose one of our smaller templates for older children. Often we use the medium and small printables as mason jar craft templates. They are great for preschool mason jar crafts stencils. Using these super simple mason jar templates as stencils is pretty easy. Choose the preferred size of jars, print them, and cut them out. Then there are different techniques on how to use them as stencils. We personally love the Toothbrush Painting Technique. With help of an old toothbrush, you can create the most fun art projects. You can find a full step-by-step tutorial at the link above. Go check it out! Free Mason Jar Printables Printable Mason Jar Stencils This fun fingerprint mason jar craft is adorable and pretty simple. It is perfect for toddlers as well as older children. As shown in the picture you can create different bugs for your mason jar template with your fingertips. It is such a fun hands-on activity and suitable for the classroom or to do at home. I mean which toddler doesn't like to get his fingers dirty? Did you enjoy our Firefly template printables? You might also enjoy one of our other printables.



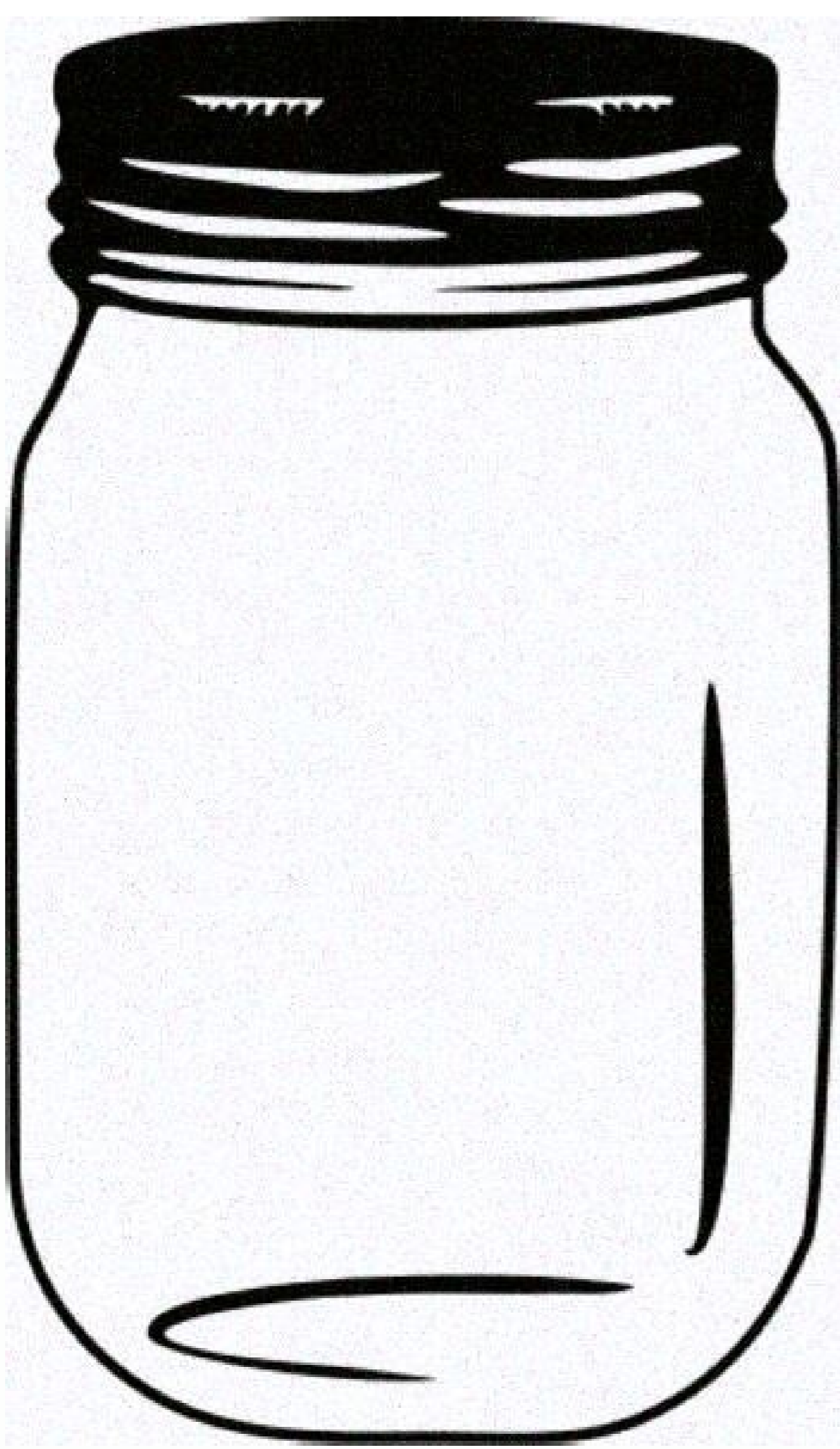
Mason jar printable free. Empty mason jar printable. Mason jar printable free printable pdf. Mason jar printable labels. Mason jar image printable. Mason jar printable template.

Our free printable Mason Jar Template Printable Outlines are perfect for arts and crafts projects all year round. Since they come in different sizes they are suitable for various projects and difficult levels for children pre-k and up. Let's dive right in and get inspired by our mason jar printables and 6 easy jar craft ideas! Our mason jar outlines come in small, medium, and large. They are very popular, especially during the summer. We use them for mason jar art and craft projects, or even teaching the letter M. First, we should have a look at what you will need for our mason jar art and craft projects. Here is a short list of supplies you will need for our templates of mason jars. Do you need advice on How to Introduce Crafting to your Preschooler? Then read our 10 tips that work next. As you can see our free mason jar template printables can be used in many different ways, or for different occasions. They are great for crafting at home, in the classroom setting, or as an add-on to your homeschool curriculum. Here are several ideas for our mason jar outlines. I hope you get inspired! Here are 6 Easy Mason Jar Crafts to keep your kids entertained: 1. Mason Jar Coloring Pages As mentioned above, the possibilities for our mason jar cutout printables are endless. The easiest way of using them is as coloring pages. Especially our large mason jar template makes an adorable jar coloring page for preschoolers. The bigger the coloring picture is the easier it will be for younger children to stay inside the lines. To make it more difficult, choose one of our smaller templates for older children. Often we use the medium and small printables as mason jar craft templates. They are great for preschool mason jar crafts stencils. Using these super simple mason jar templates as stencils is pretty easy. Choose the preferred size of jars, print them, and cut them out. Then there are different techniques on how to use them as stencils. We personally love the Toothbrush Painting Technique. With help of an old toothbrush, you can create the most fun art projects. You can find a full step-by-step tutorial at the link above. Go check it out! Free Mason Jar Printables Printable Mason Jar Stencils This fun fingerprint mason jar craft is adorable and pretty simple. It is perfect for toddlers as well as older children. As shown in the picture you can create different bugs for your mason jar template with your fingertips. It is such a fun hands-on activity and suitable for the classroom or to do at home. I mean which toddler doesn't like to get his fingers dirty? Did you enjoy our Firefly template printables? You might also enjoy one of our other printables. For example, go check out our Ladybug Templates and Bee Printables. Do you prefer to craft with real mason jars the next time? Then our Christmas Glitter Jar or Turkey Mason Jar is perfect for you.



Empty mason jar printable. Mason jar printable free printable pdf. Mason jar printable labels. Mason jar image printable. Mason jar printable template.

Our free printable Mason Jar Template Printable Outlines are perfect for arts and crafts projects all year round. Since they come in different sizes they are suitable for various projects and difficult levels for children pre-k and up. Let's dive right in and get inspired by our mason jar printables and 6 easy jar craft ideas! Our mason jar outlines come in small, medium, and large. They are very popular, especially during the summer. We use them for mason jar art and craft projects, or even teaching the letter M. First, we should have a look at what you will need for our mason jar art and craft projects. Here is a short list of supplies you will need for our templates of mason jars. Do you need advice on How to Introduce Crafting to your Preschooler? Then read our 10 tips that work next. As you can see our free mason jar template printables can be used in many different ways, or for different occasions.



Mason jar printable pdf. Mason jar printable outline.
Love bug mason jar printable. Mason jar cookie recipes printable. Mason jar printable free.
Empty mason jar printable. Mason jar printable free printable pdf. Mason jar printable labels. Mason jar image printable. Mason jar printable template.

Our free printable Mason Jar Template Printable Outlines are perfect for arts and crafts projects all year round. Since they come in different sizes they are suitable for various projects and difficult levels for children pre-k and up. Let's dive right in and get inspired by our mason jar printables and 6 easy jar craft ideas! Our mason jar outlines come in small, medium, and large. They are very popular, especially during the summer. We use them for mason jar art and craft projects, or even teaching the letter M. First, we should have a look at what you will need for our mason jar art and craft projects. Here is a short list of supplies you will need for our templates of mason jars. Do you need advice on How to Introduce Crafting to your Preschooler? Then read our 10 tips that work next. As you can see our free mason jar template printables can be used in many different ways, or for different occasions. They are great for crafting at home, in the classroom setting, or as an add-on to your homeschool curriculum. Here are several ideas for our mason jar outlines. I hope you get inspired! Here are 6 Easy Mason Jar Crafts to keep your kids entertained: 1. Mason Jar Coloring Pages As mentioned above, the possibilities for our mason jar cutout printables are endless. The easiest way of using them is as coloring pages. Especially our large mason jar template makes an adorable jar coloring page for preschoolers. The bigger the coloring picture is the easier it will be for younger children to stay inside the lines. To make it more difficult, choose one of our smaller templates for older children. Often we use the medium and small printables as mason jar craft templates. They are great for preschool mason jar crafts stencils. Using these super simple mason jar templates as stencils is pretty easy. Choose the preferred size of jars, print them, and cut them out. Then there are different techniques on how to use them as stencils. We personally love the Toothbrush Painting Technique. With help of an old toothbrush, you can create the most fun art projects. You can find a full step-by-step tutorial at the link above. Go check it out! Free Mason Jar Printables Printable Mason Jar Stencils This fun fingerprint mason jar craft is adorable and pretty simple. It is perfect for toddlers as well as older children. As shown in the picture you can create different bugs for your mason jar template with your fingertips. It is such a fun hands-on activity and suitable for the classroom or to do at home.

I mean which toddler doesn't like to get his fingers dirty? Did you enjoy our Firefly template printables? You might also enjoy one of our other printables. For example, go check out our Ladybug Templates and Bee Printables. Do you prefer to craft with real mason jars the next time? Then our Christmas Glitter Jar or Turkey Mason Jar is perfect for you. But you can also use our adorable mason jar printables as Mother's Day cards. I recommend using our medium-sized templates for this activity. First, you print and cut it out. Color your jar and glue it on the lower bottom of a nice sheet of paper. Afterward, make some adorable flowers and add them to your mason jar. At last, you should add a nice Mother's Day Message to your card. If you click on the link you will be able to see our 25 Cute Mother's Day Sayings from Kids. They are a perfect match for your mason jar project. Pretty simple isn't it? Our large mason jar template goes really well with creating a firefly art project. Like the beloved activity in the summertime "catching fireflies in a jar" you create an art project out of it. Print our large mason jar printable and color, paint, or glue fireflies into your jar. If you do not like to paint or draw them, go check out Firefly Templates and use them for your jar art project. Last but not least, why not make a Halloween craft out of our printable mason jar coloring page? Add a spooky Halloween message and add some spooky Halloween creatures. You could also make an invitation out of it. Simply be creative! Happy crafting! If you are a visual learner, this video shows you how to use our mason jar as a stencil and create this adorable string art out of it. Enjoy! Simply sign up here for our newsletter and you will receive the link to our mason jar cutout template pdf. Already a subscriber? Don't worry, no need to subscribe twice. I just updated our free printable library. You can find our cool mason jar template printables there or check our newest newsletter for more information. If you have any questions, please do not hesitate to reach out to me. I'm happy to help! Don't forget to save our simple mason jar outlines on Pinterest for later! Be sure you are following along with Lil Tigers. Now it is your turn. How did your kids enjoy their mason jar printable outlines? What did you do with them? Either way, let me know by leaving a comment below right now. I would love to hear from you! There is so much you can do with a mason jar around the house. I used to buy sets of empty ones from Amazon because there are so many uses for them. They serve as great storage jars for all sorts of leftovers and jams. They can withstand hot and cold food. I even saw some customized lids to turn them into baby milk bottles. They have become such a staple around the house, the image of the mason jar outline has even become the artwork itself. I made this design because I found a lot of the designs out there had too much of a feathered look to them which is hard to use for cutting machine crafts. I tried to design a mason jar that is vinyl and other cutting machines material friendly. With all the paper flowers I make, I can't believe it has taken me this long to create a mason jar SVG design for paper flower wall art projects. If you are interested in pairing some paper flowers with these mason jar silhouettes, check out all of my free paper flower template designs and pick your own bouquet to make. If felt is your material of choice, I have a number of felt flower designs that will also go well with this set of mason jar outlines. There are a number of different ways to use these mason jar SVG designs. If you are going for a more rustic look, I would suggest putting it on some unfinished (but sanded down) wood plank. The design can be used to cut both HTV or permanent vinyl. I personally prefer to paint on wood. I have a separate tutorial on how to paint on wood with stencil here if you are also interested in using paint instead of vinyl. In addition, free mason jar printables are a perfect way to decorate for spring, summer, winter, or fall. If you're looking for a mason jar template for Cricut, you can download this SVG and upload it to Design Space software. Alternatively, you can print this mason jar SVG template out on your regular printer as well. Make sure you have the required paper size to fit your machine. Notably, some color printers have a photo tray where you can put in 4x6 note cards. These are great to print seasonal cards and recipe templates. If you're looking to make paper mason jar wall decor, you can print these ball jar SVGs to fit a 5x7 or 8x10 frame as well. Once you print your mason jar SVG for Cricut, feel free to customize it with flowers, fall leaves, or holly to fit the season! Related Articles: Mason Jar Chalk Paint Tutorial How to decorate with mason jars DIY Mason jar tissue dispenser This post and photos may contain Amazon or other affiliate links. If you purchase something through any link, I may receive a small commission at no extra charge to you. Any supplies used may be given to me free of charge, however, all projects and opinions are my own. Looking for a mason jar printable pattern that you can use in all your papercraft projects? Print and color the design yourself or print this paper pattern on colored paper for a quick and easy way to create some gorgeous mason jar design craft paper. Mason jar love! I love to use mason jars for, well, anything I can. These simple but endlessly versatile glass jars are perfect for nearly any job. From signs to vases, invitations, art, and tote bags, there's a mason jar for that. When you want to add a little mason jar flair to your crafts, look no further than this free mason jar printable from Jen at 100 Directions! It's perfect for all kinds of arts and crafts, like making gift bags from paper. Note: If you want even more mason jar crafting inspiration, check out my Mason Jar Soap Dispenser, Mason Jar Tissue Holder, and DIY Mason Jar Wall Decor. Mason Jar Pattern Printable set by Jen Goode You can print and color this mason jar pattern page however you'd like to use it for decorating, embellishing, and accenting a whole variety of projects. Note: Worried about running out of ink with these pages? With an HP printer, you can print for just \$0.03 per copy. Check out HP Instant Ink and start getting your prints and ink for cheaper today! You can approach this a couple of different ways, depending on what you want to do with the mason jar printable and the look you want to achieve. First, print out the mason jar pattern onto colored paper. Then either cut out the images individually or use them as one large cohesive pattern. Second, print out the mason jar craft sheet on plain white paper and color the images with Tombow Dual Brush Art Pens or watercolor brush pens to add your own unique flair and personalization. If you're wondering how to use this printable pattern in your crafting, I have 10 ideas for ways to use this free printable mason jar art! After printing these mason jars out on colored paper, you can use the sheets for anything you want, including gift wrap, art displays, decoupage, craft projects with kids, and more. Print this mason jar printable on plain, white paper and let the kids color them. Mason jar-themed art is always a hit and a great addition to your farmhouse decor! Use this mason jar printable as wrapping paper! Take this printed sheet (and even add an additional sheet or two, if needed) and wrap it around a small gift for a unique touch. This idea is similar to this mason jar gift wrap I made.

Instead of protecting your cookbook cover with a generic book cover, use this mason jar pattern paper to decoupage your favorite cookbook so you can always find it at a glance. Make your own custom pillows, tea towels, or other items with these fun mason jar sheets. I think kitchen curtains with this pattern on them would be super cute for a modern farmhouse kitchen. Do you love to reuse your empty cans? Decorate them by wrapping them in printed mason jar paper and adding a label. Then use them to hold pencils, pens, other office supplies, or even flowers (real or fake)! You could do this a couple of different ways. First, print out the papers and use the mason jar printable paper itself to make a label, either by writing over the images in black Sharpie or adding a printed word over the images. Second, you could make a label and then add a few cut-out mason jar images to the label as decorative elements. This is one of my favorite ideas! Simply place a mason jar lid down over the paper and quickly trace around it with a pencil to get the right size. Then cut out the circle and use Mod Podge or small dabs of hot glue to attach the paper circle (with the printed side UP) to the lid. If you want, you can then turn your circle into a label by printing the item's name over the pattern in black Sharpie. This is super easy! Simply take one of the strips of mason jar images and place them at the top of a piece of paper. You could do this by cutting out the strip and gluing it to the top of the paper. Or, if you want to make it look more professional, do it digitally by copying the image and pasting it to a sheet, and then printing it out. I love this idea because there are so many ways to bring this idea to life. Use strips of mason jars, cut out mason jars, or use an entire mason jar printable page, then layer items on top of it. This printable prints as black line art. Leave as is, or color however you'd like. You'll receive two pages - one page is the full pattern, and the second page is three different accent borders you can use to decorate your projects. In the example photos, Jen used watercolor pencils and Tombow water-based markers to add a variety of colors. You can learn more about this technique if you have any questions. Don't forget to download this printable mason jar pattern set so you can start using them today! Mason Jar pattern line art designed by Jen Goode I hope you love this mason jar printable art idea! If you want even more inspiration for crafting that you can do with printables, check out these ideas!