

Country Fabrics Sewing Service Center LLC

Fabrics • Sewing Notions • Janome Machines • Quilts
Housewares • Gifts • Sportsman Accessories

OVER 10,000 BOLTS OF FABRIC!

SINCE 1981

HOURS:
HOURS: MONDAY-FRIDAY 9-5;
SATURDAY 9-3; CLOSED SUNDAY

June - July - August 2026
NEWSLETTER

(419) 896-3785
6142 GANGES FIVE POINT ROAD
SHILOH, OH 44878

MARK YOUR CALENDARS!

CLOSED

July 4
Independence Day

September 7
Labor Day

Good morning,

A person without a sense of humor is like a wagon without springs. It's jolted by every pebble on the road.

Rain, rain, and more rain. Had another 1-3/10" of rain last night. It was almost fit to plant garden before the rains started again. And now it's 45 degrees, so maybe it's best my potatoes & bean seeds are still in their bags. I did fill my 2 raised beds earlier, and those plants are looking good. The rhubarb & asparagus are loving these cold wet days. Harvey says he could eat asparagus seven days a week. When my sister's mother-in-law was still living, she was a diabetic and she always ate lots of asparagus, and then she didn't have to take insulin shots over that season. Strawberry patch is looking very promising. Apple trees have very few flowers, due to a frost killing the early blooms. Same with the sour cherries, were loaded with blooms, but they didn't like those few frigid nights. When I was growing up, we had 3 large sour cherry trees, out by our barn, kinda protected from the cold. When the cherries ripened, we'd pick sour cherries by the bucket full. I'd get so tired of picking cherries. We would can them, as back then we didn't have freezers. We ate them as a fruit, just plain, or we'd make them into pies.

Last week we spent 3 days in Canada. We were invited to a business get-together. Approximately 20 store owners were there plus their employees. We were asked to come & be on the question & answer panel. Employees & employers submitted questions, and then another couple & Harvey & I helped answer them, using experiences and the things we've learned since 1981. Most of the questions had to do with working along side co-workers & customers. It was out of my comfort zone to be part of sharing in front of such a large group. But in the end I was glad we could share our experiences.

The next day on the way home, Jared, who works for our son Melvin, wanted to meet a few people in the Kinloss Ontario area. The one gentleman, Edward Knarr, we stopped into see, Jared wanted to talk to him about a lumber brushing machine. So Harvey mentioned to him that when he was 20 years old he was traveling in Canada, and he was invited to a wedding of Isaac Knarr, and I haven't met them since. Edward said, well thats my parents, and they don't live far away. So we went down the road a few miles, driving through the most beautiful farming country. They met us at the front door, and the surprised looks on their faces when Harvey told them he was at their wedding in January of 1976, on a very cold day. We had a nice visit them. Going home we traveled south on 21, and it was still daylight, so we had the most beautiful sunset & lakeshore view of Lake Huron.

Harvey was fixing pasture fences, making sure fences are safe & ready for cattle. With the high winds we had earlier, we had a few falling trees crashing the board fences. So now it's time to get cattle on all the pastures.

Country Fabrics has made the decision not to accept any mending & repair work during May thru September 1, due to our main mending lady not being here. And Harvey & I have a couple trips planned, plus with all the garden & outside work that needs done, it would be hard to keep up with everything. They assure me they won't let me run out of sewing. Maybe I can help Marnita sew curtains for their new house addition they added on this past winter.

Wishing you all a healthy summer.

Patience is not the ability to wait, but the ability to keep a good attitude while waiting.

Rachel for Country Fabrics



A sharp summer starts at Country Fabrics!

June 17
June 24
July 8
July 22
August dates pending

Christmas in June

June 16-20, 2026

12% off

CHRISTMAS FABRICS
DRESS/APPAREL FABRICS • RICCAR VACUUMS
LAURASTAR IRONING SYSTEMS

50% off

show & display machines • 50% off MSRP

BROTHER CXLE-EMBROIDERY
BROTHER CX1-SEWING
BROTHER BQ1350-SEWING
JANOME CONTINENTAL M8-SEWING
JANOME CM17-SEWING & EMBROIDERY

5% off

OUTDOOR EQUIPMENT
HUNTING BLINDS
CHICKEN COOPS



8 vacuums in stock - traditional, cordless, mop, stick

Your Cordless is More

The Riccar R27CV Cordless Upright Vacuum is engineered for homes that demand total flexibility. With no cord to slow you down, you're free to clean anywhere—on carpets, bare floors, and even above-floor surfaces—with ease and efficiency.



Reliable Performance, Minimal Maintenance

this vacuum offers two brushroll speeds to tackle all floor types. A floating nozzle adjusts to floor variations to maintain optimal contact for better suction and cleaning, while jam sensor technology automatically stops the brushroll to prevent damage.

Advanced Filtration for Cleaner Air

Breathe easier with superior air filtration. A granulated charcoal and HEPA media secondary filter helps eliminate odors, while a pleated HEPA media post-filter captures 99.97% of particles down to 0.3 microns.



Get a sharp new edge while you shop Christmas in June Savings

June 17
10:00 - 2:00

LAURASTAR⁺

DRY MICROFINE STEAM

A fine, dry, powerful steam for ironing, steaming, restoring volume, taking care of and disinfecting all fabrics, even the most delicate. DMS kills 99.9% of viruses (including coronavirus), bacteria and dust mites.



THE ACTIVE TABLE

Prevent creases thanks to the vacuum and blower system which holds and positions the fabric for perfect results.

SINGLE TEMPERATURE

We have determined the ideal temperature for ironing. No more adjustments! Your Laurastar Smart or Lift Xtra will automatically reach the ideal temperature for all of your fabrics.

WE CANNOT FORCE SOMEONE TO HEAR A MESSAGE THEY ARE NOT READY TO RECIEVE, BUT WE MUST NEVER UNDERESTIMATE THE POWER OF PLANTING A SEED.


Be Sure to Join Us on Our Annual
all Ohio Shop Hop
AUGUST AND SEPTEMBER 2026

Over **75** Stores, **100s** of Prizes, **Free** Gift at Every Store
 Visit AllOhioShopHop.com and join our Facebook Group:
 All Ohio Shop Hop to learn all about it.

The All Ohio Shop Hop Magazine will go on sale
 Mid-June at all participating stores.
 It's your passport to embark on the
 Great Sewing Adventure™ across Ohio!

LUMIN FABRICS | **ISLAND BATIK** The Best From Bali | **ALL OHIO SHOP HOP**

ALL OHIO SHOP HOP SKUS



SUGGESTED FOUNDATIONS



FABRIC PRE-ORDERS STARTING JUNE 15TH

FROM NEEDLES TO NATURE - WE'VE GOT ALL YOUR NEEDS COVERED!



Happy Hens Guaranteed
 7 sizes of prttable coops in stock



CuddeLink
 view pictures from the com-
 fort of your home

QUESTIONS???
 Call Eric @ 567-805-1970



Saya - Pull Type Drill



Choose your perfect view
 5 blind styles in stock

Cast Iron Harrow
 ready to distribute & pulverize
 your dirt!

JUNE SAVINGS

10% OFF

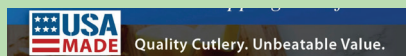
Corinthian Bells & Windsong
 12 options to choose from

Please present coupon • In stock
 only • Valid June 2026



JULY SAVINGS

**15% OFF
 RADA CUTLERY**



Quality Cutlery. Unbeatable Value.
 Must present coupon • In stock
 only • Valid July 2026


AUGUST SAVINGS

\$60.00

MSRP \$81.49

Please present coupon • In stock
 only • Valid August 2026 • While
 supplies last

OLFA CUTTING MAT



Classes by Joanne

SKY DIAMOND



Sky Diamonds by Running Doe Quilts for Villa Rosa Designs is a striking modern quilt pattern that uses diamond shapes against a coordinated background to create dynamic visual movement and geometric rhythm. With easy construction and bold design, this pattern is perfect for confident beginners and experienced quilters alike. The 56" x 70" finished size makes a generous throw quilt - ideal for everyday use, gifting, or displaying as a handmade focalpiece in your home.

Tuesday, July 7th | 10AM - 4PM | \$40 plus pattern & supplies

QUILT BASICS BEGINNER CLASS



This 2 session class is perfect for beginners who want to learn the basics of rotary cutting, sewing accurate seams, and pressing for success. Students will make a 12-block, 16-Patch quilt that will measure 43"x57" - a perfect throw size and quilt. The pattern is included in the class fee.

Wednesday, July 15th & Wednesday, July 29th | 10AM - 4PM | \$60.00 pattern incl.

TWISTED STAR TABLE RUNNER



This 17"x40" table runner looks great when made with any fabric combination! While making this table runner, you'll learn how to sew a partial seam, as well as how to sew corner and side setting triangles. You can choose to include three borders as shown in the sample or use a single border that opens up many possibilities for specialty quilting, adding applique, etc.

Tuesday, August 11th | 10AM - 4AM | \$40.00 plus pattern & supplies

SIT AND SEW

Bring your own Project

10:00AM - 4:00PM | \$40.00

Bring a project (or two) of your own choosing and get some serious work done on it. There is always lots of sewing, laughter, and fellowship, so come join the fun!

Wednesday, July 8th or

Wednesday, August 12th

Class by Heather

BELLA QUILTED COAT

Step into garment-making with confidence and create a true statement piece in this two-part workshop featuring the Bella Quilted Coat pattern by Annie. Over the course of two Saturdays, we'll guide you through the full process - from planning and prep to construction and finishing - so you leave with a coat that feels as good as it looks.



Saturday, June 6 & 13 | 10AM - 3:30 PM | \$100.00 plus pattern & supplies

Event by Country Fabrics

SEW & SHARE PILLOWCASES

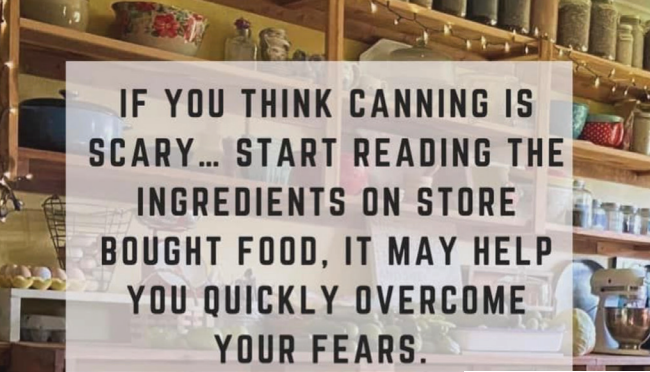
Are you someone who has never sewed, but would like to try? Are you an advanced sewer? All are welcome to this FREE pillowcase sewing event! Country Fabrics will supply fabrics & Janome machines for you to use, and the pillowcases will be donated to Ryans Case for Smiles. Can't join us? That's ok, finished pillowcases accepted



July 11th 9:30 - 10:30 or 1:30 - 2:30

Call to register: 419-896-3785

Maybe you aren't enough. But neither were 2 fish and 5 loaves of bread for thousands of people. And look what God did with that.



READY TO PRESERVE THE SEASON? WE'VE GOT THE SUPPLIES YOU NEED!



On a warm summer at a beautiful beach, a little boy on his knees scoops and packs the sand with plastic shovels into a bucket. He upends the bucket on the surface and lifts it. And, to the delight of the little architect, a castle tower is created. He works all afternoon spooning out the moat, packing the walls, and building sentries with bottle tops and bridges with Popsicle sticks. Finally, with his hours of hard work on the beach, a sand-castle will be made.

In a big city with busy streets and rumbling traffic, a man works in an office. He shuffles papers into stacks, delegates assignments, cradles the phone on his shoulder and punches the keyboard with his fingers. He juggles with numbers, contracts get signed and much to the delight of the man, a profit is made. All his life, he will work. He was formulating the plans and forecasting the future. His annuities will be sentries, and Capital gains will be bridged. An empire will be built.

The two builders of the two castles have very much in common. They both shape granules into grandeurs. They both make something beautiful out of nothing. They both are very diligent and determined to build their world. And for both, the tide will rise, and the end will come. Yet, that is where the similarities cease. The little boy sees the end of his castle while the man ignores it. As the dusk approaches and the waves near, the child jumps to his feet and begins to clap as the waves wash away his masterpiece. There is no sorrow. No fear. No regret. He is not surprised; he knew this would happen. He smiles, picks up his tools and takes his father's hand, and goes home.

The man in his sophisticated office is not very wise like the child. As the wave of years collapses on his empire, he is terrified. He hovers over the sandy monument to protect it. He tries to block the waves with the walls he made. He snarls at the incoming tide. "It's my castle," he defies. The ocean need not respond. Both know to whom the sand belongs.

Go ahead and build your dreams, but build with a child's heart. When the sun sets, and the tides take – applaud. Salute the process of life and go home with a smile.



SEW SMARTER - NOT HARDER WITH THESE NEW NOTIONS



STUFFING TOOL

DESIGNED TO EFFORTLESSLY STUFF NARROW & DETAILED AREAS



BINDING FOLDER TO EASILY CREATE YOUR OWN BINDING



BLADE CAPTURE

SAFELY COLLECTS ALL YOUR OLD BLADES & NEEDLES




BINDING WRAP

ORGANIZE YOUR QUILT BINDINGS IN STYLE




CIRCLE MAKER

EASILY MARK CIRCLES FROM 2" - 30" ROUND



MAGNET MATE

TELESCOPE HANDLE EXTENDS TO 30" TO SNAG RUNAWAY SEWING SUPPLIES



BUTTON RACK

BUTTON LOVERS, REJOICE! 288 NEW BUTTON STYLES!



PRE PRINTED SQUARES

PRE PRINTED SQUARES FOR ALL OCCASIONS. BABY - WEDDING-HEALING - INSPIRATION - BIBLE

Christmas in June

50% off

5 SELECT MODELS • LIMITED SUPPLY • DETAILS INSIDE



Zucchini Casserole

INGREDIENTS

- 3 1/2 - 4 c. grated zucchini
- 6 eggs, lightly beaten
- 1/2 c shredded Parmesan cheese
- 1 1/2 c shredded sharp cheddar, divided
- 1 c cottage cheese
- 1 lb sausage, browned and drained
- 1/2 tsp. salt
- 1/4 tsp. garlic powder

Preheat oven to 325 degrees

Mix all together, reserving approximately 1/2 c. cheese for sprinkling on top during last 5 minutes of baking. Bake uncovered in 9x13 inch pan for 45 minutes.

Note: Any cheese can be used. The combo I gave is really good, though.



Sour Cherry Pie

INGREDIENTS

- 3/4 c sugar
- 5 c fresh sour Cherries
- 1/2c water
- 2 T lemon juice
- 2 T jello (strawberry, red raspberry or cherry)
- 4 T corn starch



Mix first 5 ingredients together and bring to boil. Mix cornstarch with a little bit of water and stir into boiling mixture. Cook until thickened. Pour into unbaked pie crust. Bake at 350 degrees for 30 minutes. Can be garnished with coolwhip right before serving.

Yield: 1 pie