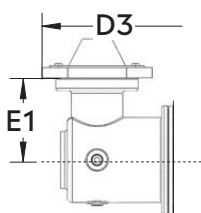
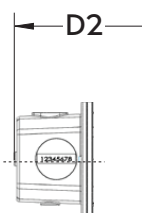


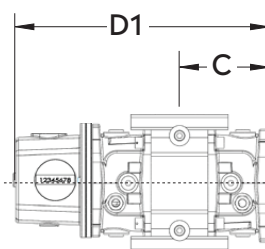
Adem



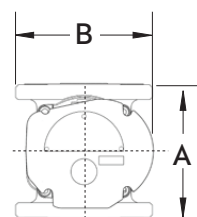
STDID / DCID



STD CTR  
END INDEX



STD CTR  
SIDE INDEX



Note: AMI/AMR adaptors available upon request.

METER SIZE	ANSI 125 FF FLANGE	A	B	C	D1	D2	D3	D4	E1	WEIGHT (lbs)
RMT40	2"	6.75"	6.88"	4.62"	12.80"	14.28"	15.74"	15.94"	4.00"	18-28

# SOFT METRIC RMT40 2" FLANGE CONNECTION

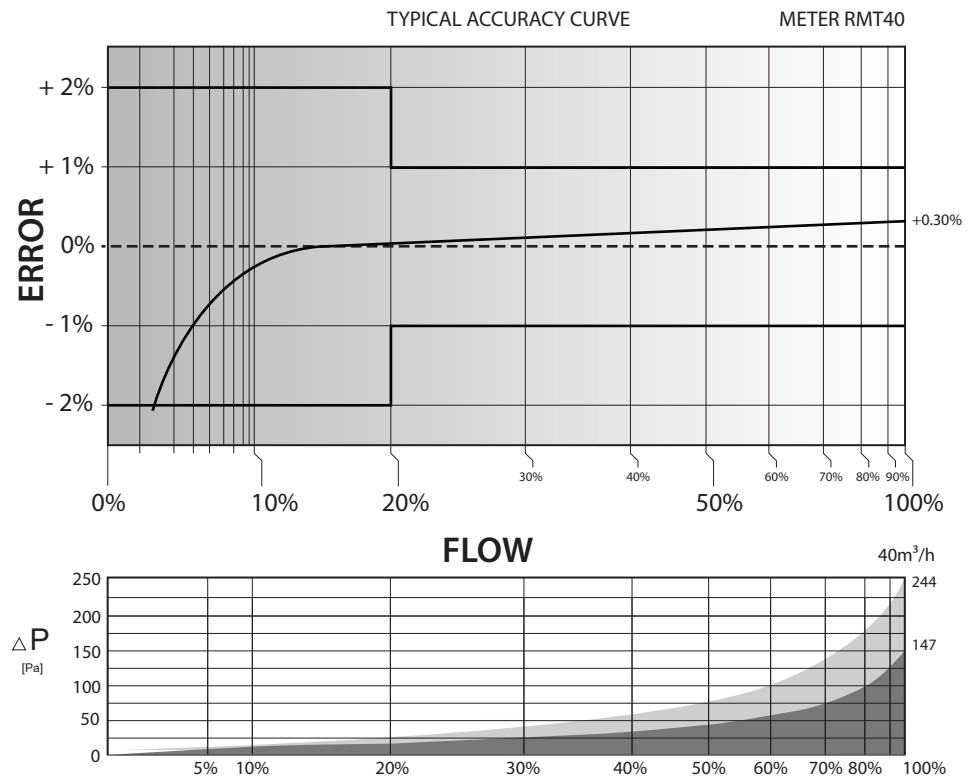
## TECHNICAL SPECIFICATION

Connection (Flange)	ANSI 125 FF	2"
MAOP	(kPa)	1206
Flow Capacity	(m <sup>3</sup> /h)	40
Rangeability * @ ±2% / ±1% Error		1:100 / 1:80
Start Rate	(m <sup>3</sup> /h)	0.015
Stop Rate	(m <sup>3</sup> /h)	0.012
Differential @ 100 % Flow [AIR/N.G.]	(Pa)	244 / 147
Instrument Drive Rate	(m <sup>3</sup> /rev)	0.1
LF Pulser (Optional)	(m <sup>3</sup> /pulse)	0.1

\*Note: It should be noted, that moving parts in the meters with a greater rangeability ratio are made to high class accuracy and tight tolerances.  
Improper installation, stresses on piping system due to temperature changes, settling and gas conditions can create a risk of meter rejection.

### CORRECTED FLOW CAPACITY AND TYPICAL ACCURACY GUIDE

RMT40 METER (Sm <sup>3</sup> /h)	
Gauge Pressure kPa 1.72	RMT40 Q <sub>max</sub> = 40m <sup>3</sup> /h
5	41.8
10	43.8
50	59.6
100	79.3
150	99.1
200	118.8
250	138.6
300	158.3
500	237.2
750	335.9
1000	434.6
1100	474.1
1200	513.6



**ROMET**<sup>®</sup>  
Innovate. Lead. Transform.

#### GAS METERS AND ELECTRONIC INSTRUMENTS

Phone 905-624-1591 USA 1-800-387-3201

www.rometlimited.com • email: romet@rometlimited.com

The values quoted are typical of normal production. They do not constitute a specification. Romet Limited reserves the right to change any information in this literature without notice. All of the information and data in this literature has been carefully compiled and thoroughly checked. However, Romet Limited will not assume responsibility for any possible omissions or errors.

ROMET and ROMET & DESIGN are registered trademarks of Romet Limited. Romet Limited's gas metering technology is protected under U.S. Patent No. 4,910,519 and 6,453,721 and Canadian Patent No. 1,293,568.