



LIKE TRADITIONAL PLASTIC
BUT MADE FROM PLANTS

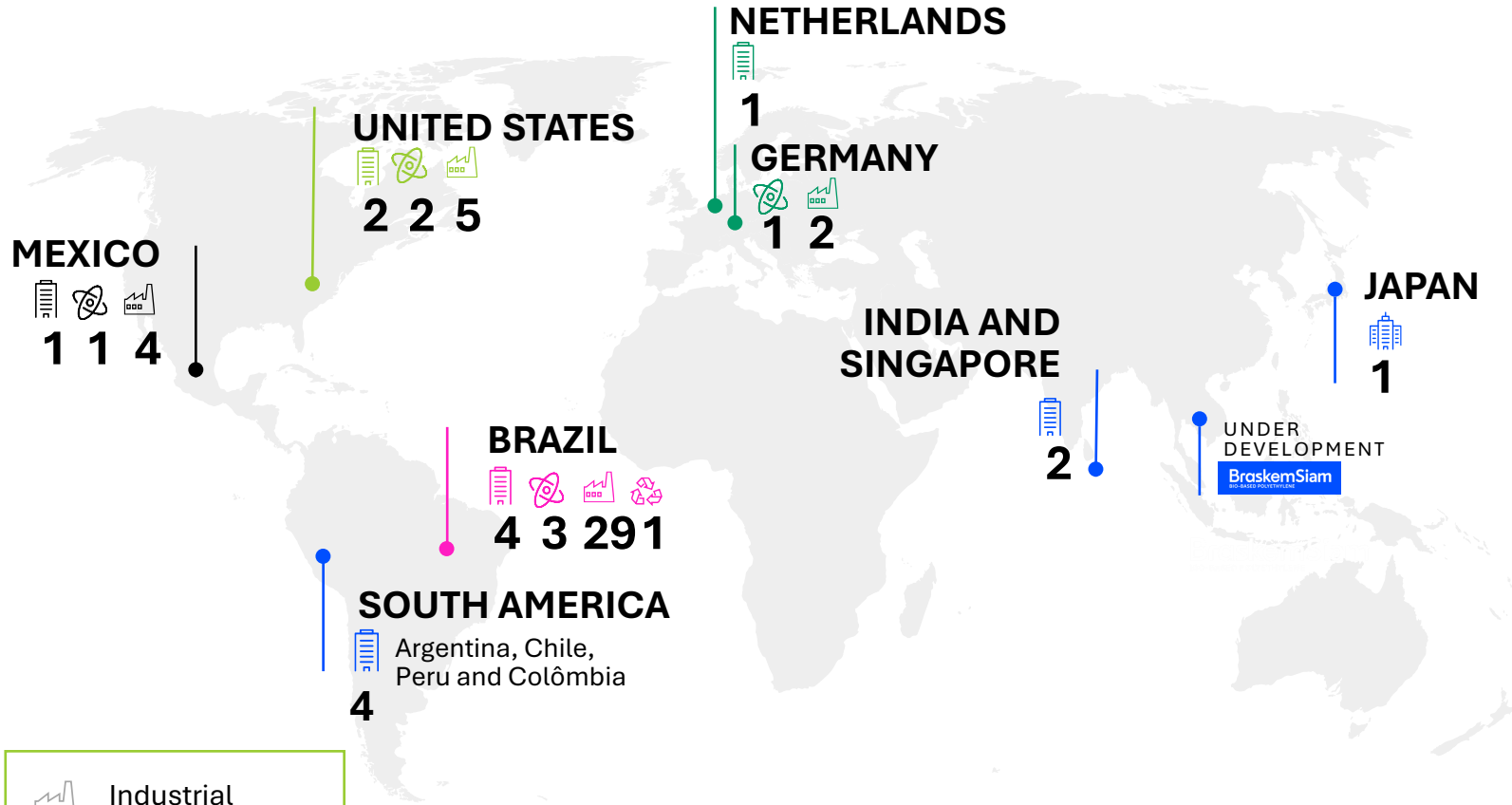


Northeast Recycling
Council (NERC)
Presentation

Brittany Darras
U.S. External Affairs,
Advocacy, & Sustainability

June 22, 2026

A Global Company



- Industrial Plants
- Commercial Office
- Innovation Center
- Recycling Facilities
- Representative Office

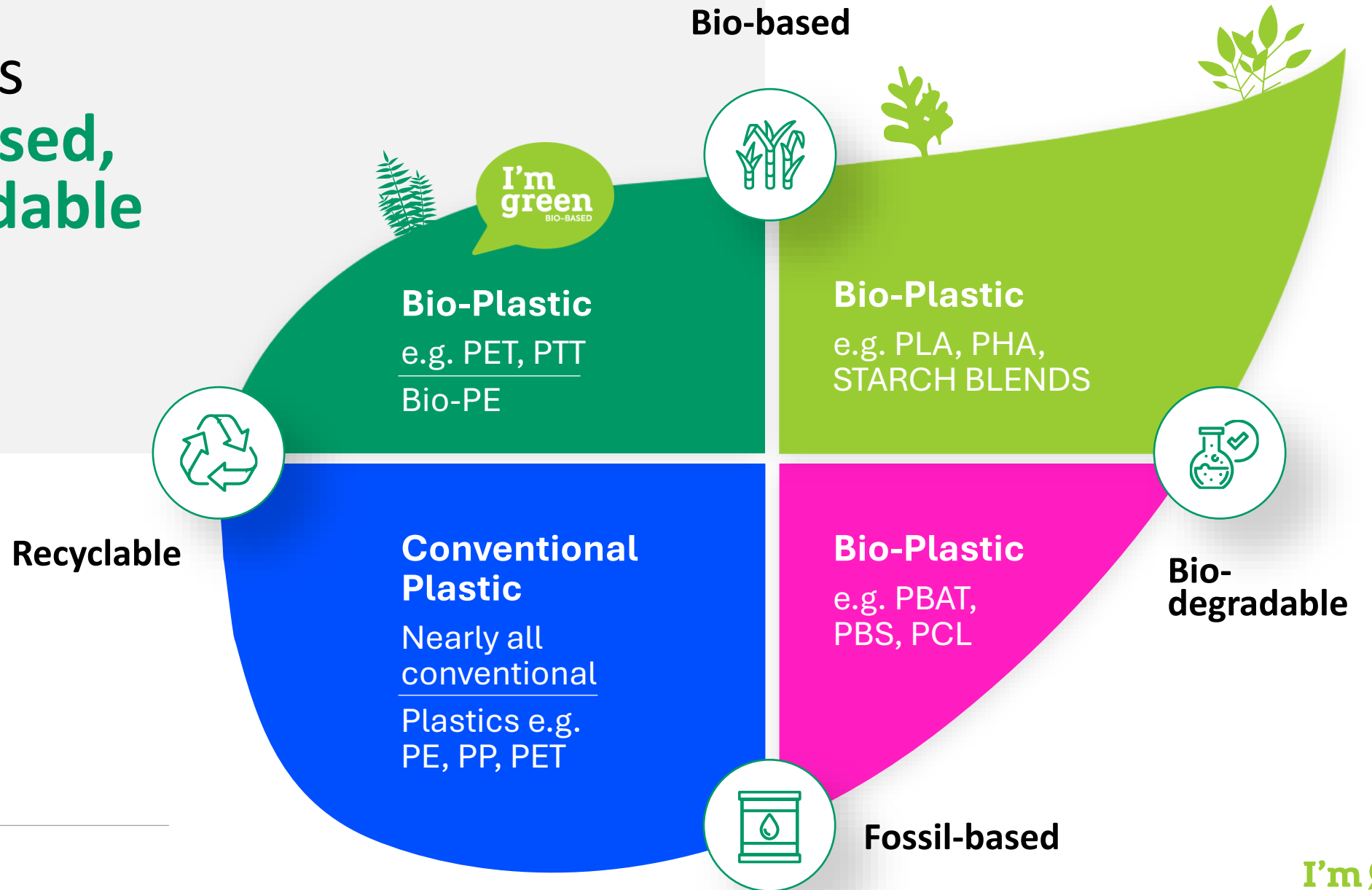
CAPACITY PRODUCTION

Ethylene 4,802 kt/year	PP 625 kt/year
Bioethylene 260 kt/year	PCR 23 kt/year
PE 3,201 kt/year	PP 2,021 kt/year
PP 1,850 kt/year	PE 1,050 kt/year
PVC 710 kt/year	
Chlorine 400 kt/year	
Caustic soda 460 kt/year	
PCR 39 kt/year	

- 40 Industrial Units**
- Clients in more than 70 Countries**
- +8,000 Team Members**
- Recurring Ebitda US\$ 1.1 Billion in 2024**
- Production capacity of 21.3 Million Tons of chemicals and resins in 2024**
- Free cash generation of US\$ 2.4 Billion in 2024**
- \$93 Million USD invested in innovation in 2024**
- 159 Projects Focused on generating Environmental and/or social Impact in 2024**
- 697,000+ Benefited from Socio-environmental Projects in the world in 2024**



Bio-plastics are **Bio-based,** **Bio-degradable** OR BOTH





Portfolio

LDPE, HDPE, LLDPE,
EVA, WAX

Manufacturing Technology

Injection
molding

Blow molding
& tubing

Fiber
extrusion

Blow & cast
film extrusion



Packing
Films



Shrink &
stretch films



Cling Films



Pouches



Toys



Caps



Bottles



Gymnastic
Mat



Rigid
Containers



Bi-co
nonwoven



Fibers



T-shirts
Bags



Can Liner



Handle
Bags



Automatic
Packing (ffs)



Safety
Helmet



Kitchen-ware
Appliance



Coating



Multi-layer
Packingfilm



Shoe
Soles



Technical
Films & heavy
Duty bags



Hotmelt
Adhesives



Inks and
Coatings



Cosmetics



Masterbatches



Applications

01

Contributes to
Carbon
Reduction

02

No Compromise
in functionality

03

Measurable
and Traceable
bio-based content

04

Fully recyclable
in existing
streams

The bio-based
**Drop-in
Solution**



A sustainably sourced plastic that contributes to a carbon-neutral circular economy

I'm green™ bio-based HDPE LCA results (polyethylene)

1kg


I'm green™ bio-based polyethylene



-2.12kg

of CO2e/kg*

*Ecoinvent 3.10 database, compared to global HDPE average



Sugarcane captures CO₂



Ethanol and Renewable energy production



Production of renewable ethylene and I'm green™ bio-based polyethylene

Carbon Footprint



-2.12⁽¹⁾

Bio-based PE
Carbon Removal
from atmosphere



+3.10⁽²⁾

Conventional PE
Global Average



⁽¹⁾ LCA Study conducted by ACV Brasil/2023 (from cradle to Braskem factory gate); Adhering to ISO 14040, ISO 14044, and ISO 14071 standards, our LCA studies are subject to comprehensive external reviews to ensure transparency and accountability. LCAs, and carbon footprint assessments, play pivotal roles in guiding sustainable decision-making processes and promoting responsible practices
⁽²⁾ Ecoinvent 3.10

Feedstock impact in plastics life cycle emissions

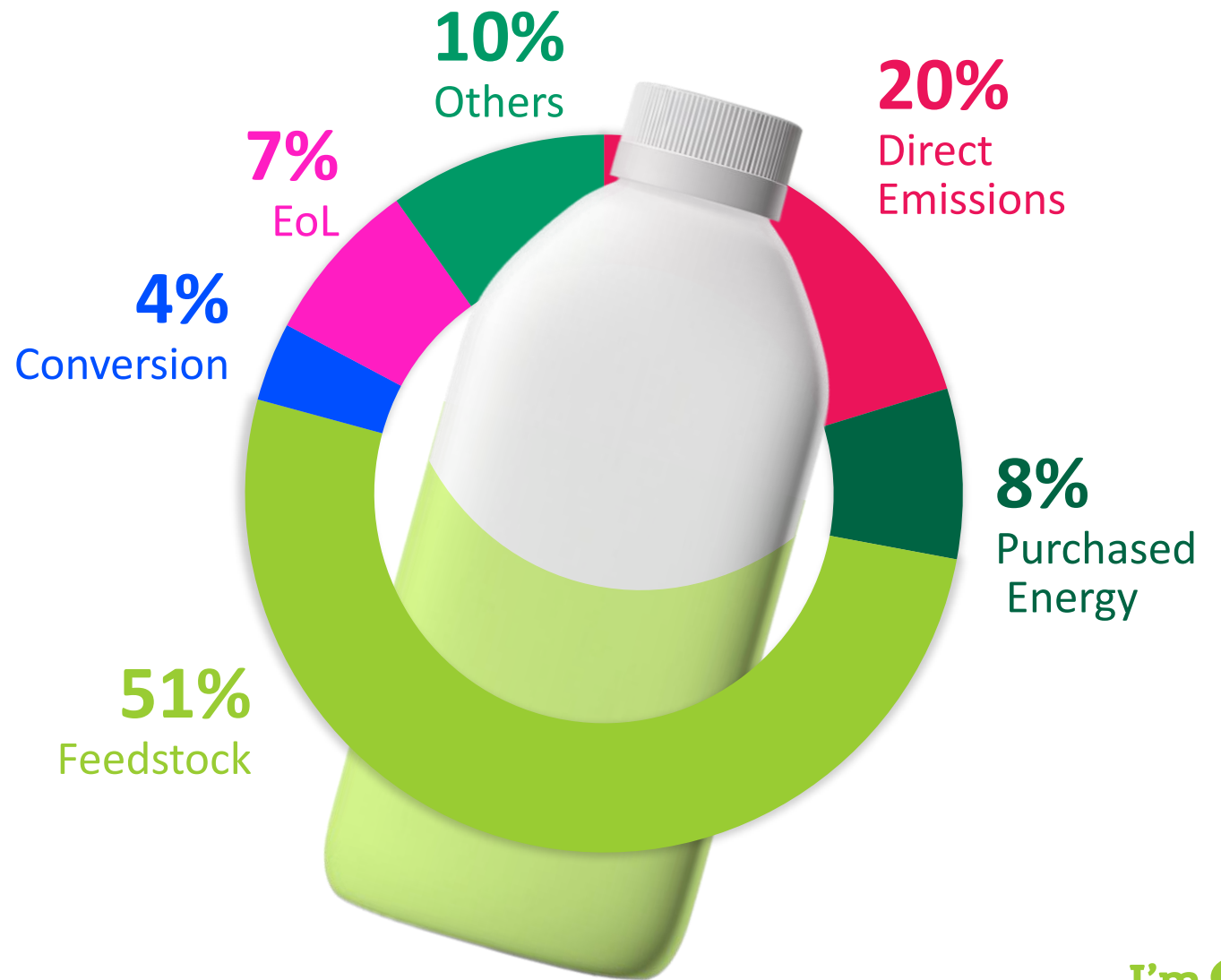


51% of GHG emissions of plastics come from feedstock

According to CDP (2024)

Plastics are good but they could be better

Source: CDP (2024) Chemical Sector (modified excluding fuels, fertilizers, industrials gases, etc)





Quality



Social and Human Rights



Management and Ethics



Environment

RESP

Responsible Ethanol Sourcing Program

In place since 2010, updated in 2023



LIKE TRADITIONAL PLASTIC BUT MADE FROM PLANTS

Efficiency

From sugarcane to I'm green™ bio-based Polyethylene



1

hectare
of land

Produces

77

tons of
Sugarcane



Produces



6,700

liters of
Ethanol(1)

Produces

3

tons of
Green Ethylene(2)



Produces

3

tons of I'm green
Polyethylene(2)



275kt
of PE

<1.0%
of Brazilian
sugarcane

Braskem

0.03%
of Brazilian
arable land

(1) NIPE/UNICAMP/UNICA
(2) Braskem's project data

Brazilian Land use¹

Brazilian land distribution



Total Area
850
Millions of hectares

Protected biomes
507 Mha
59.6%

Other protected biomes 46Mha; 5,5%

Farmland, 273,2 Mha, 32.1%

Pasture, 155 Mha, 18.2%

Low Quality
33.4MMha

Medium quality
66,7MMha

High quality
54.8MMha

Water Bodies 2.1%

Agriculture
62,7 Mha
7.4%

Mosaic
46,6 Mha
5.50%

Other 0.7%

Sugarcane
3.7%

Forestry
1.0%

0.03%



¹ 2025: <https://plataforma.brasil.mapbiomas.org>



LIKE TRADITIONAL PLASTIC
BUT MADE FROM PLANTS

I'm 
green
BIO-BASED

LIKE TRADITIONAL PLASTIC
BUT MADE FROM PLANTS

Braskem 