

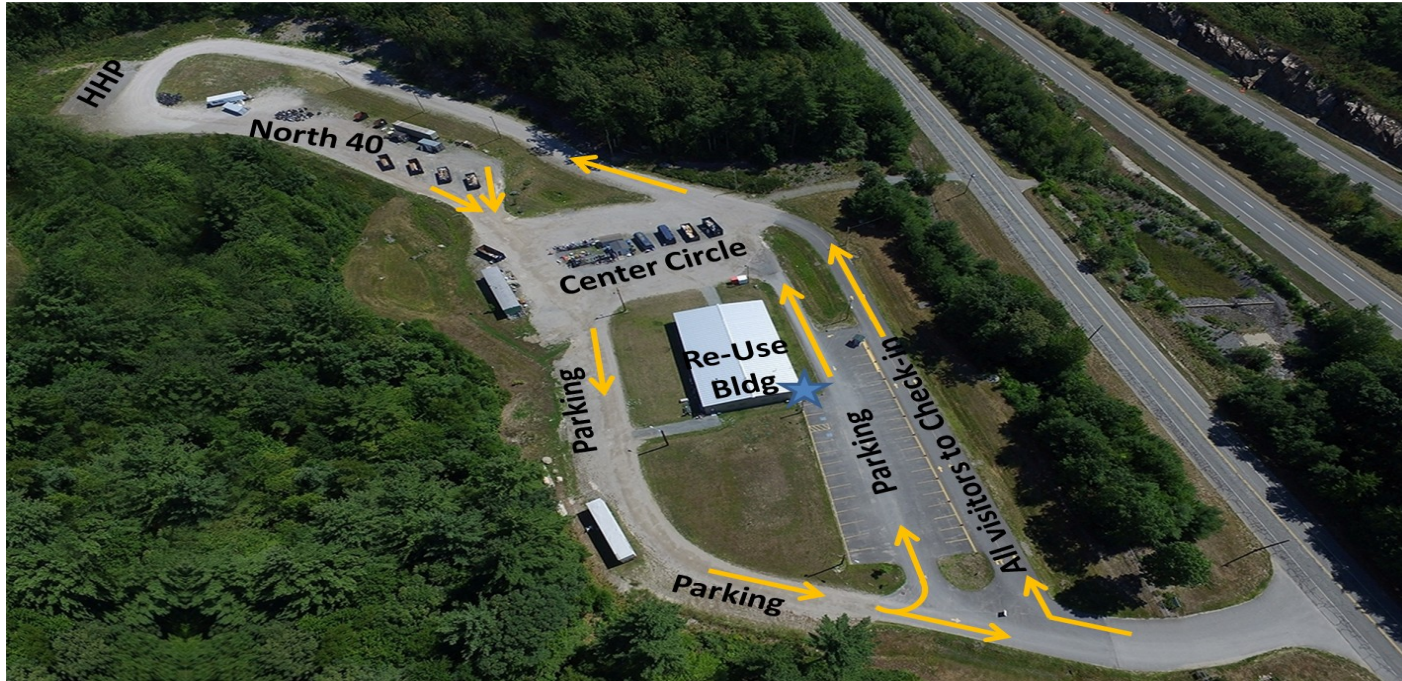


## NERC ReUse Forum

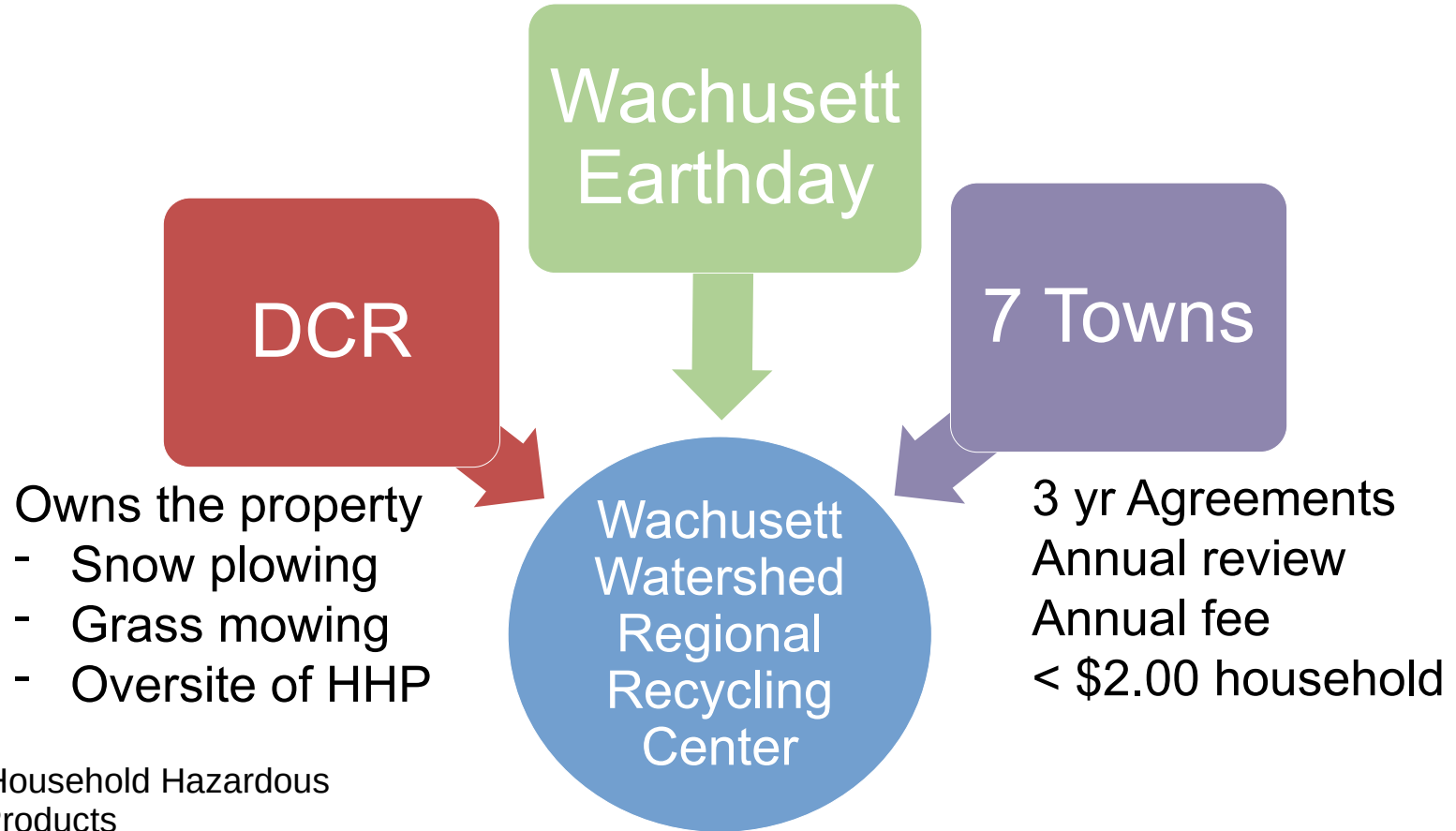
Presenters: Norma Chanis and Mark Koslowske

# Wachusett Watershed Regional Recycling Center

- Site opened in 2010 as a permanent year round location



# Operational Structure

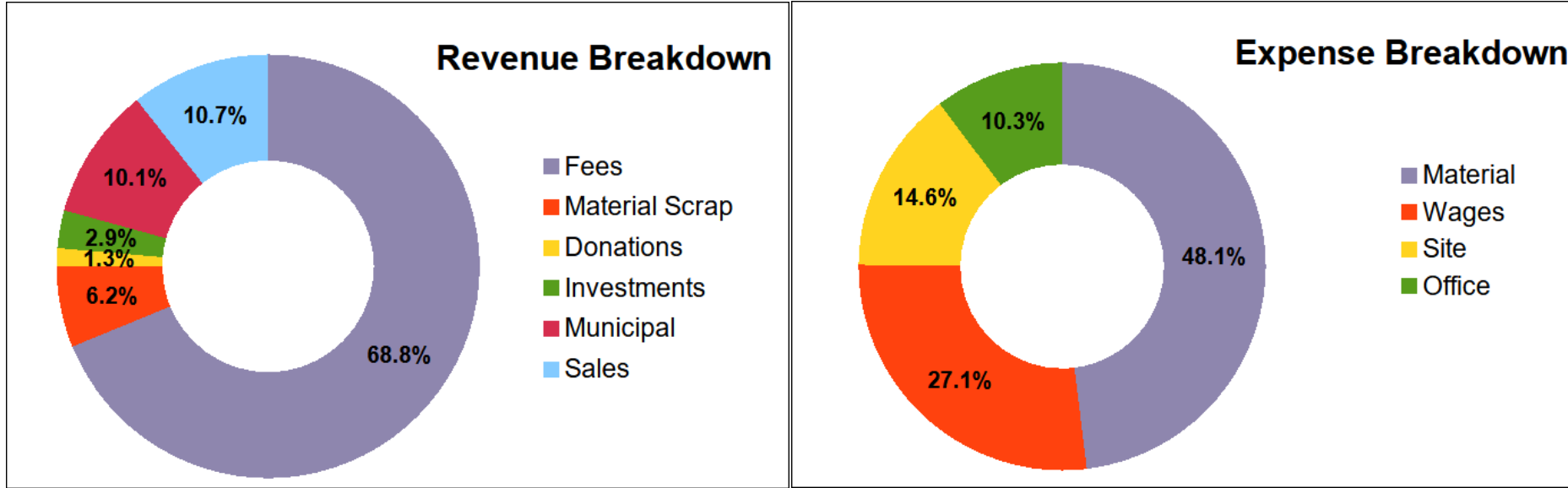


# Wachusett Earthday Inc.

**Mission:            To promote Reuse, Recycling and Responsible disposal for a healthy watershed community**

- 1992-2006: Originated as a volunteer organization holding Hazardous Waste, recycling and swap item collections in Holden, MA.
- 2007: Wachusett Earthday incorporated as a 501(c)3
- 2009-2010: Massachusetts Department of Conservation and Recreation (DCR) provided land and a site development grant for a year round collection site.

# Finances



Fees and material scrap sales cover disposal costs and salaries

# Site Usage: 2023 to 2025

- Town population % used for membership fee calculation

Towns	Population %
Boylston	7.9%
Holden	33.8%
Paxton	8.6%
Princeton	6.2%
Rutland	15.8%
Sterling	14.0%
West Boylston	13.8%

- Site usage increasing

YEAR	Open Days	Cars
FY 2023	120	24,282
FY 2024	119	27,940
FY 2025	117	28,238



# Reuse Item Drop off

Requested items be boxed for easier handling and collection



Boxes are unpacked, sorted and shelved on closed days



# Reuse Building Drop Off Summary

- Increasing trend of Items given for reuse

Month	Collection Days	Total boxes	Total pounds	Average boxes/day	Average pounds/day	Average pounds/box
Summary FY23	120	14,276	225,665	120	1,884	16
Summary FY24	119	16,538	241,065	139	2,027	15
Summary FY25	117	17,218	238,423	148	2,039	14

- Material diverted to trash, recycling and other partners.

	Collection Days	total pounds	Trash	Recycling	Down Stream	Total
Summary FY23	120	45,176	2.3%	5.6%	12.1%	20.0%
Summary FY24	119	57,741	2.5%	6.2%	15.3%	24.0%
Summary FY25	117	56,333	2.4%	5.6%	14.5%	22.5%



# Recycling Information Reported to Towns

CY2024 Annual Recycling Survey				
Cars	Total 27,914		Sterling 5485 22.7%	
Category	pounds	tons	pounds	tons
mixed recyclables	8,240	4.1	1,875	0.9
paper	18,700	9.4	4,254	2.1
corrugated	87,420	43.7	19,887	9.9
Bulky plastics	31,200	15.6	7,834	3.5
Metal	285,642	142.8	61,825	32.5
Textiles	40,634	20.3	5,432	4.6
E-waste	81,637	40.8	16,838	9.3
Mixed C&D	374,980	187.5	85,304	42.7
	Number		Number	
Mattresses	2,070		458	

# Waste Diversion

- Promoting reuse or finding outlets for items before it is considered waste.
  - Vibrant Facebook community for large/weird stuff.
- Volunteers test, repair and refurbish items
- Partner organizations for specialty or 'expired' items – such as medical, books, instruments, etc...
- Keep things moving - one challenge is limited storage space

# Furniture Pavilion

- Awarded Reuse Grant from Massachusetts Department of Environmental Protection
- 1,200 sq. ft. area under cover, including 4 side opening containers



# Furniture Pavilion



2024 items diverted to reuse			
Residents	Furniture Banks	Other Pieces	Total
1,767	584	541	2,892





[www.wachusettearthday.org](http://www.wachusettearthday.org)