


Vice Principal's Message

2020 has indeed posed challenges and tested us beyond our abilities; having to adapt to the new norm and adhering to the ever-changing policies.

Let us hope that the COVID-19 situation will take a turn for the better in 2021. I am sure the children have missed going outdoors with their peers and ultimately learning out of the classroom environment.

We would like to take this opportunity to thank all parents for your cooperation and support to the centre as we rolled out varying policies this year, in order to keep our children safe from Covid-19. We hope we had provided to the best of our abilities as we imparted knowledge to your children despite the current circumstances.

Do contact me at 6282 7632 or email at hougang.chc@merculearning.com if you have any inquiries or feedback. Thank you!



Ms Shabana Azmi
Vice Principal
Kidz Meadow Hougang

Content Page

- Pg 2 - Infant
- Pg 3 - Toddler A
- Pg 4 - Toddler B
- Pg 5 - Nursery 1A
- Pg 6 - Nursery 1B
- Pg 7 - Nursery 2A
- Pg 8 - Nursery 2B
- Pg 9 - Kindergarten 1
- Pg 10 - Kindergarten 2
- Pg 11 - Nature Activities (NM)
- Pg 12 - MTL Exposure (ML)
- Pg 13 - MTL Exposure (CL)
- Pg 14 - Safari Wonder
- Pg 15 - K2 Graduation

"Challenges are what make life interesting; overcoming them is what makes life meaningful."

Joshua J. Marine



Little Footprints...



Animal Art - Sheep



In this art activity, children used coloured wools to replicate a sheep's wool. It enhanced the children's gripping pincer skills. The soft texture of the coloured wools and the sticky texture of the double-sided tape stimulated the children's sense of touch and sight.

You can also recreate this art activity with different animal templates and home materials to engage your child in the comfort of your home!

Feed the Sheep

Our little ones had an enjoyable time plucking the leaves from our very own 'tree' and feeding the hungry sheep that they made using a basket.

This activity had improved their palmar grasp by pulling the leaves from the tree and challenging themselves to keep focusing on inserting the leaves into the sheep's mouth. Try this activity home to get your child engaged without the use of gadgets!



Sand Play

Our infants explored with various sensorial play activities. One of the activities they enjoyed very much was sand play. The sand was made from crushed cereal and hence they were edible for the children!



Through this activity, children enhanced their gross motor skills and eye-hand coordination as they scooped and poured the sand using the spade. The infants were able to interact with one another as they played in the sand pit!

Toddler A

Splish, Splash, Washy, Washy




Toddlers A were engaged in the activity using their sense of touch and sight. They used their little hands to scrub the animals with brushes and water. They also learnt to dry the animals with towels. This enhanced their non-locomotor skills such as stretching, grasping, bending and lifting. Through this interactive activity, the toddlers learnt how to care for animals!

Catch Me if You Can!



In the 'Cat and Mouse' activity, one child (with the face mask) pretended to be a cat and meowed while the rest of the children pretended to be mice and went "squeak, squeak". The mice would crawl and try to escape from the cat who would catch them. This activity enhanced the children's socio-emotional, language and psychomotor skills.

I like to... "Fish!"




Children used a fishing rod to catch the laminated fishes with a small magnet and paper clip intact.

For higher level of competence - the children were required to pair the fishes of similar pattern. This activity enhanced the children's eye-hand co-ordination and early numeracy concepts of colours and patterns.



Toddler B



The toddlers were engaged in an activity called *"Bump!"*. Every child held a different-sized ball and aimed and threw towards different boxes taped to the window. They were able to use their strength and used the overarm throw technique. The toddlers had tremendous fun as they showed off their amazing strength and skills in this activity!



Let us get creative, little artists! In this activity, the toddlers used a reusable plastic fork to create a feather-like pattern to form the shape of the chicks, using the back of a fork. The toddlers used their trusted hands to dip the forks into the paint. The children pasted eyes, nose and a pair of feet for their chicks afterwards.



Let us explore with *water babies!* In this activity, the toddlers were given the opportunity to explore with water babies by feeling their texture and watching them expand. *"Boing! Boing!"* The toddlers were amused to watch them bounced on the floor!



Nursery IA



Parachute!

The children engaged in a game of parachute where their teamwork skills were put to test. They attempted to keep the toys bouncing on the parachute without falling off. They even changed the pace from slow to fast, but they preferred making it go fast!



Muddy Pigs

The children discovered that shaving foam paint that had a fluffier texture than normal paint. They then slathered it on a picture of a pig to recreate our own version of muddy pigs!



Shapes Hunt

The children's knowledge of shapes was put to the test through this activity. They had to listen and hunt for the shape being called out. It was challenging at first but since they are familiar with the common shapes, they were able to find them successfully!

Nursery IB



Scaly Fish

The children participated in an art activity to create fish scales' print using toilet rolls. They chose the colours of paint and stamped on the paper plates independently.

Sensorial Play!

In this activity, they had to wash the dirt off the animals using a cloth, water and soap. They had a splashy fun time as they cleaned the animals alongside their peers.



Let's Count!

Children counted 1 to 3 and used blocks to understand the concept of number value. This enhanced their one-to-one correspondence as they counted aloud: 1, 2, 3!


Nursery 2A

Wiggle here, Wiggle there!

In this term's Nature Magnified lesson, the children learnt about earthworms!

Before they created a new farm for their earthworms, they had an exciting time getting to know the earthworms. They wore gloves initially but after awhile, they removed it and handled the earthworms using their bare hands. Look at how brave they were! They did some comparisons between a real earthworm and a teacher-made earthworm too.

"The body is a little wet!" - Sophie Noura
"I can see lines on the body!" - Nuriiy Nazihah



"My favourite sea creature is..."

At the start of this term, the N2A children had a discussion on sea creatures. They were actively sharing about the different sea creatures they know.

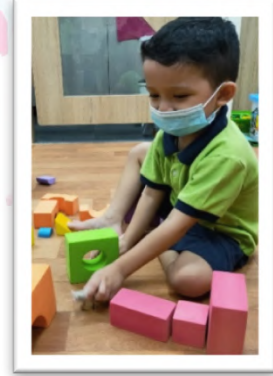
During their Language Experiential Approach (LEA), each of them was able to contribute a sentence about their chosen sea creatures. In addition to that, they did a drawing of their favourite sea creatures too! Look at their creative drawings! The children were showing positive progress in their drawing skills.



Cock-A-Doodle-Do!

In Art & Craft lesson, they were taught three-dimensional shapes, such as a **cone**. The N2A children created their rooster craft using the shape of the cone as its body. They also learnt the other features of the rooster such as its **beak**, **comb** and **wattle**. Throughout the process, the children were able to identify other basic shapes used in the craft too. Be careful, you might just hear them crowing the whole day! ☺

Nursery 2B



Let's build a farm!

As an extension to learning about farm animals, children were given opportunities to build their own farm for the various farm animals. They were able to cooperatively work together with their peers as they shared their thoughts and ideas with one another.



Our worm bin

In this activity, children learnt how to make a worm bin from scratch. Some of them were a little afraid to touch the earthworms with their bare hands initially but they soon managed to get over their fear due to their excitement to build a home for the earthworms!



Let's stack them up!

This activity teaches children on the concept of same - constant. Children learnt that the number of blocks they have at the beginning will remain the same no matter how they stack them. They displayed teamwork skills as they brainstormed the various ways to stack the blocks together.

Kindergarten I

Blow, Mr Wind, Blow


"I'll huff and I'll puff and I'll blow your house down!"

Children re-enacted the story of 'The 3 Little Pigs' and built 3 different houses, made of straws, sticks and bricks. They were given the opportunity to create a stable house using the strongest material to prevent the house from being blown away.



The creepy crawlies adventure!

Look out for the creepy crawlies that were hiding in between the leaves! Check them out and identify its characteristics!



The king of the jungle


Children had fun dramatizing and singing as they searched for the high and mighty lion!



Kindergarten 2




Vroom! Choo-choo! Nee-naw!

The K2 children learnt about past and present transportations, as well as fantastic transportations such as rockets, micro cars and amphibious cars. They certainly enjoyed molding clay into transportation! There was a lot of sharing amongst each other as they were molding and shaping the clay. "I want to make a firetruck!" - Ayden Haqqj



Learning through games!

One of the numeracy concepts learnt in term 4 was subtraction. As the children loved playing games, we learnt this concept through a game of bowling! They counted the number of bottles left standing after they bowled the ball. Through games, not only do they learn the concept, they also developed teamwork!



Let's make a plan!

The K2 children were given opportunities to plan, discuss and co-operate with their classmates to build a track for vehicles to travel on. They also learnt the meaning of some road signs. From this activity, they taught one another road signs and safety. They also developed decision-making skills through this Dramatic Play!



NATURE ACTIVITIES – N1



Leaf Collage

Face Collage

NATURE MAGNIFIED – ANIMALS: FROG (K1), BIRD (K2)


Some of the nature activities that the N1 children were engaged in were leaf collage and face collage. They were given the opportunity to interact with natural materials such as dried leaves, macaroni, beans and twigs.



Making a quail egg mayo sandwich



Discovering frogs and frog cookery



Creating a bird nest from scratch: twigs and dried leaves

The K1 children explored about frogs while the K2 children learnt about birds. They learn the animal characteristics, habitats and diets.



Mari belajar Bahasa Melayu!

Toddler - Apakah haiwan ini?



Sempena tema haiwan, murid-murid menyanyi lagu tentang haiwan dan mempelajari bunyi-bunyi dan pergerakan yang berbeza. Mereka juga membuat aktiviti susun suai gambar dan cantum.

Tajaka 1 - Huruf besar atau kecil?



Aktiviti tersebut memberi pendedahan kepada murid-murid untuk mengenalpasti huruf kecil secara interaktif. Mereka mencuba memutarakan 'ketam' mengikut huruf besar yang tertera.

Tajaka 2A - Budaya: Bunga telur



Murid-murid N2A mempelajari tentang bunga telur iaitu suatu adat perkahwinan Melayu. Mereka memasukkan telur dalam sarung bunga telur. Kemudian, mereka mencucuk dan menghias bunga telur tersebut pada kotak 'styrofoam'.

Tajaka 2B - Di mana rumah haiwan itu?



N2B mengenalpasti haiwan dan mempelajari tempat tinggal haiwan. Mereka bekerjasama untuk menyusun suai gambar mengikut contoh kad.

Tadika 1 - Menyelamatkan haiwan!



KI diberi cabaran untuk menyelamatkan haiwan yang dalam bahaya. Mereka telah bekerjasama untuk melepaskan haiwan-haiwan itu. Mereka juga berasa seronok apabila bermain aktiviti seperti kerusi berirama dan mengumpulkan kepingan gambar untuk dicantumkan dan disusun menjadi satu gambar.

Tadika 2 - Budaya: Cara bermain angklung





Murid-murid diberikan angklung. Mereka begitu ghairah untuk mencuba alat muzik tradisional Melayu itu. Mereka menanyakan pelbagai soalan - "Apakah ini? Bagaimana hendak bermain alat ini? Bagaimana untuk keluar bunyi?" Setiap murid menggetarkan angklung mereka dan berasa sangat seronok dapat bermain bersama rakan-rakan.

Let's learn Mandarin!



第四单元的主题是**动物**，我为幼儿选择的活动中是动物拼图。
拼图可以训练幼儿的专注力、短期记忆能力和想象力，以及促进幼儿的手指精细动作发展。
通过拼图幼儿对于正在学习的动物加深了印象。

第四单元的主题是**动物**，我选择的手工是小猪手工。
这个活动训练了幼儿的动手能力，手脑配合能力，观察力与创造力。
也让幼儿对于小猪这个动物印象更深刻。




本单元学习各种**昆虫**，幼儿用绿色纸粘贴出一条毛毛虫，并自己画出毛虫的眼睛、嘴巴、触角，幼儿们互相欣赏朋友的作品，培养幼儿的赏识性和语言能力。



华文**传统文化**课让幼儿了解**京剧**，因为京剧是中华传统艺术宝库中的一颗明珠。幼儿欣赏京剧片段，制作京剧脸谱过一把京剧的瘾，可以培养幼儿对京剧的兴趣，感受京剧艺术特殊的美！

SAFARI WONDER: CHILDREN'S DAY CELEBRATION



Thank you parents, for your enthusiasm and co-operation as you dressed your child up during the centre's Children's Day Celebration-Safari Wonder. The children had lots of fun as they got to see each other dressed up as animals and were engaged in the activities planned - musical chairs, dragon fruit tales and animal crafts.



Organised by: Teacher Siti and Teacher Nur



IT'S TIME FOR..... K2 GRADUATION



The K2 graduation ceremony was held on Saturday, 21 November 2020. The theme was 'Nature Wonders' and during their performance, the children shared the importance of caring for the environment as well as being able to make a difference by doing something small together.



Organised by: Teacher Dhia, Wu Laoshi, Cikgu Sakinah and Teacher Kartika



Philosophy
We believe in providing an engaging and positive environment for the children to develop their potential to the fullest in all aspects of development.

Mission
Provide a quality and innovative programme that nurtures children to be socially responsible citizens, active learners and thinkers

Vision
A 1st Class Provider in Early Childhood Care and Education

Values
C - Community and Parental Involvement
A - Active Learners
R - Resourcefulness
E - Excellence

KIDZ MEADOW EARLY CHILDHOOD & DEVELOPMENT CENTRES

Kidz Meadow Kindergarten @ Pasir Ris	6583 3522	Kidz Meadow Childcare @ Jurong West	6316 5103
Kidz Meadow Childcare @ Buangkok Crescent	6489 8670	Kidz Meadow Childcare @ Woodlands	6368 9364
Kidz Meadow Childcare @ Buangkok Ridge	6570 1560	Kidz Meadow Childcare @ Yishun	6759 5117
Kidz Meadow Childcare @ Hougang	6282 7632		