



## Message from Centre Leader



A very warm welcome to Kidz Meadow @ Bedok North! It has been a joy to see how well the children have settled into the new curriculum year.

Term 1 has been an exciting and wonderful start for everyone as the children explored the theme 'All About Me' through a wide range of fun and engaging activities. Alongside our daily curriculum, the children also enjoyed our value-added programmes such as Problem Solving, Nature Magnified, I CAN SPY! Nature, Disposition Day, Warisan Budaya, and Wenhua Yichan.

In this termly newsletter, we are delighted to share highlights of the many activities and learning experiences the children have enjoyed throughout the term.

We look forward to continuing this meaningful journey together with you and our community partners as we support and nurture our children's learning and growth.

Warm Regards,  
Mdm Hidah

## Closure Dates

### Good Friday

Friday, 3<sup>rd</sup> April 2026

### Hari Raya Haji

Wednesday, 27<sup>th</sup> May 2026

### Labour Day

Friday, 1<sup>st</sup> May 2026

### Vesak Day

Monday, 1<sup>st</sup> June 2026

### Teacher's Training

Friday, 15<sup>th</sup> May 2026

### Curriculum Planning

Tuesday, 2<sup>nd</sup> June 2026

## Upcoming Event

Earth Day & SSDB Launch  
Wednesday, 22<sup>nd</sup> April 2026



Healthy  
Pre-School





## Meet our dedicated team


### Infant Teachers



### Toddler & N1 Teachers



### N2 to K2 Teachers



### MTL Teachers



### Support Staff





## Infant

In line with this term's theme, 'All About Me', our children were engaged in various activities that helped them recognise themselves and develop greater self-awareness. They built confidence, practised self-help skills, and learned to recognise their own preferences and respect their peers' choices.

### This is the way I....



### My favourite things







## Toddler



### Little Chef



Our little chefs had so much fun tearing fresh lettuce into smaller pieces! This activity helped them strengthen their fine motor skills, practise hand-eye coordination, and explore food through a playful, hands-on experience.



### Sensorial



During exploratory play, the toddlers smelt the soap and used it to make marks on the mahjong paper. This was a fun sensory activity where our little ones explored different smells, textures, and movements through hands-on discovery.







## Nursery 1



### Gross Motor

During their gross motor lesson, our N1 children enhanced their hand-eye coordination as they jumped and looked up to reach for the butterflies. They also challenged themselves to jump higher and higher in order to 'catch' them.

What an enjoyable activity it was as the children enthusiastically cheered for their friends!



For Numeracy, the children sorted items according to their colours. They did a great job recognising and grouping the colours. Well done, N1s!





## Nursery 2

### Crafty Art

During this craft-based art lesson, our N2 children explored drawing different lines and shapes. They then expressed their creativity by adding leaves and twigs along their drawn lines, creating beautiful and unique nature-inspired artwork.



### Numeracy

The children were diligent as they learnt to count using one-to-one correspondence up to five. They were able to count a set of objects and state its corresponding number, and also practised matching each set of objects to a number while counting, which helped to strengthen their understanding of numbers.





## Kindergarten 1

### Special Project: First Aid Bag



Our K1 children were introduced to the items in a first aid box and also learnt their uses. They keenly examined the items given and matched selected items to the correct pictures. This activity supported their understanding of basic first aid while developing their vocabulary and observation skills. Well done, K1s!

### Numeracy: Let's Make Shapes

The children were given tangram pieces to create figures such as a rocket, sailboat, and different animal shapes. It was a fun challenge for the children as they hunted for the correct shapes to complete the figures. As they picked up and arranged the tangram pieces, they developed their fine motor skills and finger coordination. Forming the figures also helped them recognise shapes and solve simple problems.





## Kindergarten 2



### Crafty Art Self-Salt Painting

Our K2s tried out salt painting where they painted over dried glue and salt on the outlines of their self portraits. They utilised different fine motor skills as they applied glue, pinched salt using the pincer grip, and painted using a paintbrush. It was also an opportunity for them to explore the elements of art such as textures, colours and lines.



### Numeracy Sorting Sequence of Events

The children learnt how to sort and sequence a series of events in a day. They were also able to differentiate activities or routines done during the morning and evening. This was a meaningful activity as it helped children to know what to expect when it comes to school routines.





## Warisan Budaya

### Asuhan



Pada Penggal Pertama, kanak-kanak diperkenalkan kepada kendi, iaitu sebuah bekas air tradisional Melayu.

Mereka meneroka bentuk, fungsi dan kegunaannya dalam kehidupan seharian masyarakat Melayu pada masa dahulu. Kanak-kanak juga melakukan aktiviti kraf yang menggunakan cap jari mereka untuk menghias templat kendi yang diberi.

Aktiviti yang amat menyeronokkan ini memanfaatkan pengalaman praktikal untuk kanak-kanak mempelajari sesuatu yang baharu, dan pada masa yang sama, menghargai warisan budaya Melayu.

### Tajaka 1



### Tajaka 2



Dengan bimbingan guru, kanak-kanak dapat mengenal dan menyebut huruf-huruf jawi asas, serta menyalin perkataan mudah dalam tulisan jawi.



### Tadika 1



Nilai menghormati ibu bapa diterap dalam kanak-kanak apabila mereka diberi peluang untuk membincang tentang topik ini, serta menunjukkan amalan menghormati ibu bapa melalui lakonan dan perbualan harian.

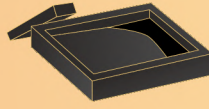
### Tadika 2



Kanak-kanak telah diperkenalkan kepada kuih-muih tradisional Melayu. Mereka berpeluang untuk meneroka beberapa jenis kuih dengan teliti serta menikmati rasa uniknya.



## 文化遗产



K1




幼儿了解毛笔的结构和用途，练习使用毛笔，学习正确的握笔姿势。


N2



K2



幼儿学习文房四宝-笔墨纸砚，并用橡皮泥尝试捏出其造型，并跟老师同伴分享自己的作品。



幼儿学习文房四宝，知道笔墨纸砚的用途，尝试书写毛笔字，并向同伴展示自己的作品。

Tod



幼儿认识粗杆毛笔，发现水墨的浓淡层次，拓宽对黑色美感的认知。

N1



幼儿尝试握或使用粗杆毛笔进行涂抹，从“拍印”过渡到挥画。





## Nature Magnified Soft Launch



Our Nature Magnified Soft Launch was a success as our children eagerly participated in a myriad of activities that helped widen their knowledge and appreciation of nature. They collected litter around the neighbourhood, attempted seed potting, and created artwork using natural elements. These meaningful activities encouraged them to care for the environment while learning through hands-on experiences.



## I CAN SPY! Nature



### Let's Explore!

Our children had an opportunity to explore the different textures of grass. By experiencing both real and artificial grass, they gained a better learning experience as they discovered their differences.



### Little Flower Explorers

The children had a keen exploration of flowers by looking at their bright colours, feeling the different textures of the petals, and smelling their gentle scents. A beautiful way for our little learners to discover nature using their senses!



### Hearing Bottle

Natural elements such as twigs and pebbles were collected by the children and used these to create hearing bottles. They discovered how different materials make different sounds when the bottles were shaken, encouraging listening, curiosity, and sensory exploration.

## Nature Magnified



### Leaves and Veins

The children picked up fallen leaves and observed the veins closely. As they explored the different patterns on the leaves, they shared their thoughts and ideas, developing curiosity and an appreciation for nature.



### Regrowing Vegetables

Curiosity was sparked in the children as they explored vegetables and learnt how some can regrow when placed in water. This discovery built up a sense of responsibility as the children cared for their mini garden.



### Discovering Natural Elements

This Nature Magnified lesson got the children to actively participate as they joyfully collected natural elements such as twigs, pebbles, and leaves during their walk.





## Tea Session & Parental Workshop



**Kidz Meadow @ Bedok North hosted a tea session welcoming parents to meet our teachers and get to know more about our school curriculum and programmes.**

**We were delighted to have Stellar Champs, our enrichment provider, sharing their exciting programmes. Additionally, Iyad Perdaus joined us to share their insights on the Development & Learning Support Program (DS-LS), and also touch on the topic of Social Emotional Development.**

**Our Kidz Meadow teachers also conducted a meaningful Parental Workshop on Social-Emotional Development where families bonded through a shared activity. It was a wonderful opportunity to strengthen parent-child connections while learning simple strategies to support emotional regulation at home.**



## Total Defence Day

To commemorate Total Defence Day, our Little Bloom children came dressed as community helpers and participated in a short Show & Tell session. They had a fun time examining and sorting items used by different community helpers!



Our Bloom children listened attentively to a talk by police officers and Royal Animal Rescue staff during Total Defence Day and were presented with an opportunity to explore their vehicles. Dressing up as community helpers, the children certainly made the celebration meaningful and fun.







## Chinese New Year



幼儿交换橘子。



幼儿写福字。



幼儿玩马年小游戏。



幼儿舞狮子。







# Museum Visit National Gallery Singapore




Our K2 children had an enriching experience visiting the National Gallery. A guided museum tour by Families for Life brought the children to learn more about family values by studying selected artworks - with the help of Becky Bunny of course! The children were able to relate to the values shared in the stories of Becky Bunny, and these were reinforced through a song they learned, which the children joyfully sang and danced to.







## Teachers' Training



Our team kicked off the KMBN 2026 Term 1 Curriculum Planning Day as part of our Teachers' Training with fun ice-breaker games to bond and warmly welcome our new staff. The day was filled with meaningful sharing and planning sessions, resulting in strengthened teamwork skills and a commitment to quality learning for every child.





## T1 Learning Journey to KidsSTOP



Our children had the opportunity to explore different activity stations during our trip to KidsSTOP. It was heartening to see the children play cooperatively with their peers, practise taking turns, and express curiosity as they examined and inspected their surroundings. The activities encouraged them to interact, discover new ideas, and build confidence while learning through meaningful play.







## Tips for Parents

### What to do when your child is having a cold?

- Keep him hydrated with lots of fluids like water and low-sugar juices.
- Keep him away from crowded places, sick individuals and other children.
- Teach your child to use a tissue to blow his nose, or to cover his mouth when sneezing.
- Bring your child to the doctor if he does not get better after a few days, or if he is also running a high fever.

### What to do when your child has HFMD?

- Inform your child's school, infant or child care centre if he has HFMD. Keep your child home so that the infection won't spread to other children.
- Keep your child hydrated. Give him plenty of water and fluids.
- Switch to a soft diet (e.g. porridge) as mouth ulcers can be very painful.
- Help your child get plenty of bed rest.
- Take measures to prevent the spread of HFMD at home, such as disinfecting all toys and other objects that your child comes into contact with.
- Bring your child to the doctor immediately if you suspect he has HFMD.

**Your Handy Guide to Cultivating Healthy Screen Use in Children**

**Manage Your Child's Screen Use**

- Consider the needs of your child when setting boundaries of screen use as a family. Discuss with your child where necessary.
- Have a plan that balances screen use with other activities.

**Model Healthy Media Habits**

- Review your own media habits.
- Encourage daily 'screen-free' times, especially during family meals or when interacting with one another.

**Encourage Meaningful Screen Use**

- Make sure your child is watching content appropriate for their age.
- Discuss with your child about what they are viewing.

**< 18 months**

- No screen use unless it is used for interactive video chatting.

**DO NOT...**

- ✗ Turn on the TV in the background.

**1.5 to 6 years**

- Less than 1 hour of screen use a day outside school.
- Choose educational and age-appropriate content.
- Watch content together and discuss the content with your child.

**DO NOT...**

- ✗ Use screens during meals and one hour before bedtime.
- ✗ Use screens just to occupy or distract your child.
- ✗ Turn on the TV in the background.

**7 to 12 years**

- Less than 2 hours of screen use a day, unless related to school work.
- Agree on a screen use plan or timetable.
- Use parental control settings and check content ratings to ensure content is age-appropriate.
- Talk to your child often on what they are viewing online. Offer advice regularly.

**DO NOT...**

- ✗ Use screens during meals and one hour before bedtime.
- ✗ Allow access to social media services.
- ✗ Give your child mobile devices with unrestricted access to the internet and applications.

Developed by local paediatricians, academics, and representatives from ministries and agencies. For more information, refer to Guidance on Screen Use in Children at [go.gov.sg/meh-screenadvisory](http://go.gov.sg/meh-screenadvisory)





## Our PMW

### Philosophy

We believe in providing an engaging and positive environment for the children to develop to the fullest potential in all aspects of development.

### Mission

We work towards providing a quality and innovative programme that nurtures children to be socially responsible citizens, active learners and thinkers.

### Vision

We aim to be A First-class Provider in Early Childhood Care & Education

### Core Values

#### C: Community & Parental Involvement

We build a strong and trusting partnership with the parents and the community to enhance the development of the children

#### A: Active Learners

Children are natural and active learners. Through project work, thematic and integrated learning, they are given opportunities to explore, gather information and share knowledge.

#### R: Resourcefulness

We continuously upgrade our teaching and learning resources in line with early childhood education trends to enhance children's learning experiences.

#### E: Excellence

We strive for excellence in everything that we do.

### KIDZ MEADOW EARLY CHILDHOOD & DEVELOPMENT CENTRES

**Bedok North** 6917 0692 | **Buangkok (979C)** 6489 8670 | **Buangkok (986C)** 6570 1560  
**Eunos** 6748 1553 | **Hougang** 6282 7632 | **Jurong West** 6316 5103 | **Pasir Ris** 6583 3522  
**Punggol** 6951 7541 | **Woodlands** 6368 9634 | **Yew Tee** 6763 8770 | **Yishun** 6759 5117