



## Message from Principal

It's the end of another school term and we are thrilled to share that your child has made many wonderful memories with their peers and teachers. Do read through the pages as you discover the highlights of our school experience!

We believe that the bond between home and school is vital, and through regular communication, mutual respect and shared goals, parents and teachers can ensure that every child reaches their full potential. Your insights as parents are invaluable in shaping your child's education. As we continue our efforts to provide a quality preschool experience, we welcome any constructive feedback or suggestions you may have. Do contact us at [buangkok.chc@kidzmeadow.com](mailto:buangkok.chc@kidzmeadow.com) or through the Parents' App.

We believe that children learn best through active exploration and experimentation, so do look forward to our upcoming events and parental involvement opportunities in Term 3!

Warm Regards,  
Shabana Azmi

## Table of Contents

Page 2 to 7 - Infant to K2  
 Page 8 - Malay Language  
 Page 9 - Chinese Language  
 Page 10 - Warisan Budaya  
 Page 11 - Wenhua Yichan  
 Page 12 - Nature Magnified  
 Page 13 - I CAN SPY! Nature  
 Page 14 - Earth Day Celebrations  
 Page 15 - Field Trip to Hay Dairies  
 Page 16 - Primary 1 Immersion to Hougang Primary School  
 Page 17 - Disposition Day  
 Page 18 - Healthy Snack: Crispy Crunchy Chickpeas  
 Page 19 - Parenting Article: Coping with Fussy Eaters

## Closure Dates

9 August - National Day  
 4 September - Staff Retreat (CC 1 Day Closure)  
 5 September - Staff Retreat (CC 1 Day Closure)





## Infants



The teachers introduced a basket of fruits, inviting the infants to explore and develop an awareness of what they are called. As they touched, picked up, and examined the fruits, the infants were exposed to new vocabulary and encouraged to babble. This playful activity enhanced their early language development and fine motor skills through hands-on exploration.

The infants enjoyed a refreshing water play session with colourful floating balls, plastic fruits and vegetables, with bubbles dancing in the air. With gentle splashes of water, they reached out to touch the floating objects and watched the bubbles drift by. This joyful sensory experience enhanced their physical development through reaching and grasping, boosted their visual tracking skills and sparked curiosity as they explored cause and effect. The playful environment also encouraged social interaction as they played alongside their peers.



In the 'Baby Chef' lesson, the children excitedly created a fruit salad with watermelon, grapes and papaya, mixing the fruits and yoghurt with a spoon. This hands-on activity developed their fine motor skills, hand-eye coordination, and creativity, while introducing them to different fruits and healthy eating.

For their Early Numeracy lesson, the infants enhanced their fine motor skills by grasping foam cut-out fruits from 'The Very Hungry Caterpillar' story and placing them into a bottle, developing hand-eye coordination, problem-solving abilities, and counting skills while engaging with an all-time beloved narrative.





## Toddler



During Music & Movement, the toddlers demonstrated their gross motor skills by actively dancing, balancing on one leg, and moving their bodies in simple ways.


They also showcased their emotional expressions through smiling, highlighting their ability to respond to music. This activity promoted physical development, creativity, and emotional intelligence.

The toddlers watched a video about sharing, fostering social skills like empathy and cooperation. They also developed listening and observational skills. When music was played, they built up their gross motor skills through movement, promoting physical development, creativity, and self-expression.



In this 'Pick Me Up' activity, toddlers developed their fine motor skills by using isolated finger movements. With sticky tape on their index fingers, they carefully picked up small items like sequins and hole puncher cut-outs, enhancing finger dexterity, hand-eye coordination, and precise finger control.

In the 'X Marks the Spot' activity, toddlers developed gross motor skills through balancing and physical coordination. They demonstrated increasing competence in movements like walking, galloping, and jumping between marked points. This activity boosted their confidence, spatial awareness, and ability to recognise and follow specific markers ('X').





## Nursery 1

In this activity, the children explored three shapes: circle, triangle, and rectangle, demonstrating their best efforts to identify and name the shapes. Initially, differentiating a rectangle from a triangle proved challenging. However, with time, they successfully learnt to recognise the rectangle. Well done!



During the 'Let's Make a Pizza' activity, the children showcased teamwork as they collaborated with peers. They demonstrated fine motor skills by picking up loose materials and using hand-eye coordination to create their pizzas. The children also expressed their creativity through their unique pizza designs.



The children moved to the beat during the Music & Movement activity, 'Banana Chacha'. They watched the video and moved along with the actions, then creatively developed their own body movements to the music. This engaging activity enhanced their motor coordination, creativity, and social-emotional skills.



The 'Healthy Food' activity presented an opportunity for the children to take turns to share various types of nutritious food on the whiteboard. They also discussed their preferences, identifying foods they liked and disliked. This interactive activity helped build their confidence in speaking in front of peers and sharing their interests and experiences.





## Nursery 2

The children created nature prints by painting natural elements like leaves, twigs, and yarn, and then pressing them onto paper. This hands-on activity developed their fine motor skills, creativity, and exploration abilities, while introducing them to texture and pattern-making.



The children explored the letter 'K' during phonics, reinforcing their understanding through a fun 'Treasure Hunt'. By finding objects that have /k/ as the beginning sound, they developed phonological awareness, vocabulary skills, and problem-solving abilities while engaging in active learning.

The children engaged in a name recognition activity, patiently decorating their names in their book journals with paint dots. This activity developed their literacy skills through recognition and replication of upper and lower case letters, while also enhancing their fine motor control and pre-writing abilities through creative expression.



The N2s learnt about the growth stages of beans and the essential elements they need to thrive: sunlight, water, soil, and air. They conducted an experiment by planting green beans in ziplock bags, watering them daily, and observing the changes near a window using a magnifying glass. This developed their scientific inquiry, observation skills, critical thinking, and understanding of plant life cycles.





## Kindergarten 1



K1A children explored the 'Healthy Plate' magnetic board, learning about food groups and categorising pictures into fruits and vegetables, meat, and whole grains. Through discussions, they discovered why fast food meals often lack balance, developing critical thinking, nutritional awareness, and healthy eating habits.

After reading 'Becky Bunny and the Missing Treasure', the children reflected on family support during good and bad times, connecting the story to their own experiences. Through role-playing, they explored empathy and cooperation, discussing the value of helping others, like Becky's grandma. This activity fostered social-emotional learning, empathy, and communication skills.

### fAmILy



During our gross motor session, the children participated in a fun and energetic variation of the game "Blow Wind Blow." Hula hoops were placed on the ground at spaced intervals to act as homes. Using their listening skills, the children listened out for instructions such as, "Go to the home if you have siblings", and then moving towards the hula hoops by hopping on one foot rather than by walking or running.



The children's phonics lesson focused on identifying and blending the short /e/ sound in simple Consonant-Vowel-Consonant (CVC) words such as 'pet', 'ten', 'hen', and 'pen'. Using visual aids, letter cards, and oral repetition, the children learnt to sound out each letter and then blend the sounds smoothly together to read the full word.







## Kindergarten 2



During a nature walk, the K2s collected leaves and, upon returning to class, they observed and recorded their findings. They discovered diverse leaf characteristics including variations in leaf colour, shape, size, and texture. This hands-on activity developed their observation skills, noticing details and characteristics, critical thinking skills, analysing and comparing findings. The children also gained a deeper appreciation for nature.

The K2 children explored the topic of community helpers, gaining insight into their roles. They drew their favourite helper and completed the sentence "My favourite community helper is...", practising writing skills, such as spacing, while demonstrating understanding of community contributions.



Through role play, the children demonstrated their understanding of the lesson, portraying community helpers they had chosen and showcasing their responsibilities and jobs. This activity allowed them to express appreciation for community helpers who have contributed to their safety, while developing essential skills such as empathy, communication, and teamwork.

In this activity, children were blindfolded and had to guess the objects they were holding. They learnt to listen carefully to instructions and descriptions, demonstrating patience with one another. The activity also taught them to show empathy and care for individuals who are visually impaired by providing verbal directions, guidance, and protection from potential hazards.





## Malay Language



Murid Peringkat Asuhan telah mempelajari tentang warna sayur-sayuran. Dengan gigit, mereka cuba memadankan kad gambar sayur-sayuran dan buah-buahan dengan kad warna yang tersedia di dalam gelung hula.



Murid Tajaka 1A seronok mendalami konsep 'Piringan Sihat' dan 'Suku-suku Separuh'. Mereka merancang hidangan yang seimbang dan sihat dengan memilih serta menampal gambar makanan yang sesuai pada bahagian suku pertama, suku kedua, dan separuh piringan.



Kegunaan daun kari dalam masakan harian menjadi fokus utama aktiviti ini. Murid-murid berpeluang meneroka dan mengenali daun kari dengan lebih mendalam melalui deria sentuhan dan bau.



Murid-murid telah mempelajari tentang kerjaya seragam serta kenderaan yang mereka gunakan. Mereka dapat mengenal pasti kerjaya yang menggunakan kereta kebal, dan sangat teruja ketika membuat kraf kereta kebal mereka.



Dalam aktiviti kraf bertema kerjaya, cikgu telah menunjukkan cara menghasilkan topi yang melambangkan pelbagai jenis kerjaya yang telah dipelajari. Murid-murid diberi peluang untuk menggunakan kreativiti mereka dalam membentuk topi yang menggambarkan kerjaya pilihan masing-masing, menggunakan bahan-bahan yang disediakan.







## Chinese Language



豆豆班的幼儿在认识颜色时，老师带幼儿使用颜料尝试扎染，幼儿染出了一条五彩缤纷的手帕。



幼小一班的幼儿在认识食物时，老师带幼儿轻黏土制作饭团，幼儿用白色当米饭，黑色做海苔，绿色做叶子，制作了美味饭团。



幼儿在课堂上用手指点画“雨滴”，幼儿选择蓝色作为雨滴的颜色，她们用食指蘸取颜料并按压在纸的空白处，表现出了初步的手眼协调能力。幼儿在点画时力度不均，使“雨滴”形成大小不一的圆点，符合小雨滴落下时分布呈现的随机性，偶见“雨帘”般的垂直排列，说明幼儿注意到和开始观察身边的自然现象了！

在笔画学习中，为了让幼儿更有趣味的学习，和了解华文字笔画的结构，幼儿使用橡皮泥和自然材料拼贴笔画，使用橡皮泥制作过程中，幼儿通过揉、搓、压、捏等动作塑形，锻炼了手部精细动作。在使用自然材料拼贴过程中，树枝作为天然材料，幼儿利用其硬质特性拼出直线、折线（如竖折），初步感知软硬材质的对比，提升空间定位能力。



幼儿二班的幼儿在学习笔画时，用磨砂字卡进行拓印。她们尝试用铅笔拓印出每单元所学华文字中的笔画。







## Warisan Budaya



Murid-murid diperkenalkan kepada seni silat dengan mengenakan baju kurung hitam, tanjak, serta memegang keris. Mereka turut berpeluang mencuba beberapa pergerakan silat.

Murid-murid kelihatan seronok mencuba pakaian silat dan menghasilkan tanjak. Kebanyakan murid berjaya mengikuti gerakan asas silat dengan baik, walaupun masih memerlukan bimbingan untuk posisi tangan dan kaki yang betul.



Murid-murid Tajaka 2 mengenali salah satu warisan budaya Melayu iaitu 'tanjak'. Mereka diberi peluang untuk membuat tanjak menggunakan kertas berwarna pilihan masing-masing, sambil mengikuti arahan guru dalam setiap langkah melipat dan melengkapkan tanjak.



Murid-murid Tadika 1 berlatih cara-cara membuat pergerakan silat dan diberi peluang untuk memperagakan seragam silat lengkap dengan tanjak sebagai aksesori.



Murid-murid Tadika 2 mempelajari cara-cara membuat keris mengikut kreativiti mereka. Mereka berpeluang untuk memperagakan seragam silat serta keris yang telah mereka hasilkan. Selain itu, murid-murid juga membuat aksesori seperti tanjak untuk dipakai dalam acara 'Pencak Silat'.





## Wenhua Yichan



本学期文化遗产是将传统武术融入到幼儿学习中，让幼儿在趣味中接触中华武术文化，培养身体协调性、专注力与文化认同感。在文化遗产学习中：豆豆班以趣味的跳跳“梅花桩”这项武术技能为主题，幼儿学着武者，用脚从一个数字跳到另外一个数字上，通过这种基础动作训练幼儿的平衡感，幼小二班以打坐为主题，幼儿学习打坐姿势，听音乐静静打坐，锻炼幼儿的耐心和坚持心性，幼儿一班以太极为主题，幼儿跟和老师一起看着视频打太极，锻炼了幼儿的柔韧性，幼儿二班以武术动作为主题（如冲拳，推掌，摆掌，撩掌，弓步，马步，仆步、虚步，歇步，外摆腿，里合腿）等一系列基本动作锻炼了幼儿的肢体控制力，不同年级学习不同的武术文化，这种学习方式可以帮助幼儿建立文化自信，激发幼儿对传统文化的兴趣，为传统体育注入新生代活力。



豆豆班的幼儿在文化遗产活动中尝试跳梅花桩，幼儿练习双脚跳过“梅花桩”。

幼小一班，在文化遗产活动中，学习功夫的基本动作：马步、架拳、冲拳等。

幼儿二班在文化遗产活动中，跟着功夫的视频练习功夫。





## Nature Magnified




The children delved into recycling during Nature Magnified lessons. While on a nature walk, they identified recyclable items and spotted recycling bins around the neighbourhood. By sharing ideas on the importance of recycling and ways to contribute, they developed environmental awareness, critical thinking, and communication skills. Through journal illustrations, the children creatively reinforced their understanding of the theme, promoting responsibility and creativity.



Immersing themselves further into the topic of recycling, the children collected recyclable materials like plastic, paper and cans within the school and during a nature walk. By sorting and disposing of these items in the blue recycling bin, children practised critical thinking and developed a sense of environmental responsibility.



'12 dustbins!' the children exclaimed as they eagerly counted the number of rubbish bins around the neighbourhood. After learning about the importance of maintaining a clean environment, the children went on a mission to keep their neighbourhood litter-free! They picked up and disposed of rubbish such as plastic packaging and dirty bottles that have collected water, learning that litter like these can be harmful to animals and contribute to mosquito breeding. K1A vowed to remind themselves and others to always throw or recycle unwanted items accordingly. This activity fostered environmental awareness, responsibility, and community-mindedness.



The children engaged in a meaningful and hands-on learning experience focused on the 3Rs: Reduce, Reuse, and Recycle. They were encouraged to observe their surroundings and point out any litter on the ground. The children worked together in the classroom to create their own recycling bins from used cardboard boxes. To reinforce the concept of reusability, the children also made thank-you cards for community helpers using recycled paper.

The children brought recyclable items from home to class, with most bringing products made of cardboard and plastic. They were then grouped and tasked to brainstorm on the type of craft they could create from plastic. Group A decided to make a coin bank, while Group B made a pencil holder and Group C created a flower. This activity enhanced their creativity, and fostered teamwork with others.



The children were given opportunities to learn and demonstrate their understanding of the 3Rs. As part of a recycling project, they creatively transformed recyclable plastic bottles. By painting and decorating them with sequins, buttons, and other materials, the bottles were repurposed into vibrant and functional new items such as pencil holders, flower pots, or watering cans. This activity enhanced their environmental awareness by encouraging conscious actions that contribute to a plastic-free environment, benefitting both people and animals.







## I CAN SPY! Nature



The infants explored twigs by feeling their textures and hearing the sounds they made when tapped. They were introduced to words such as 'brown,' 'bumpy' and 'tap', building their vocabulary through playful discovery. This hands-on activity enhanced their early language development and strengthened fine motor skills as they grasped, held and moved the twigs with curiosity and delight.

Through tactile experiences and auditory exploration, the children experimented with banging and snapping twigs, developing their sensory awareness, fine motor skills, and creativity. This hands-on activity fostered their curiosity and wonder about the natural world.



The toddlers actively participated in exploring leaf textures and creating prints, engaging in an activity where they showcased their curiosity and excitement. This hands-on experience developed their fine motor skills through colouring and enhanced their eye-hand coordination.



For our I CAN SPY! Nature craft, the toddlers created their own suncatchers, decorating them with natural elements like leaves and twigs. This activity encouraged exploration of textures and identification of natural elements. Additionally, it enhanced their fine motor skills as they carefully picked out and pasted dried leaves onto their suncatchers.



The children immersed themselves in the 'Sound from Dried Leaves' activity, creating collages using crushed leaves and glue that showcased their creativity and fine motor skills. By picking and pasting the leaves, they demonstrated hand-eye coordination and artistic expression. Additionally, they explored science concepts such as texture and sound production through experimentation with dried leaves, fostering curiosity and observation skills.



In the 'Leaf Race' activity, children creatively used paper plates as fans to move dried leaves, exploring the concept that objects can be moved by wind. Through experimentation and innovation, they developed problem-solving skills, critical thinking, and scientific understanding of cause-and-effect relationships.







## Earth Day Celebrations



The school celebrated Earth Day with a series of activities aimed at promoting environmental awareness and sustainability among the children. The event began with an introductory discussion about Earth Day, where students watched an educational video titled 'What is Earth Day? and Everything You Need to Know About Earth Day for Kids' by Twinkl Educational Publishing. This was followed by a focus on recyclables and the importance of recycling, with children singing the 'Save My World' song to reinforce the message.

As part of the celebration, each class created musical instruments using recyclable materials. Infants made wind chimes, toddlers created maracas using recycled bottles, N1 children crafted rain sticks, N2 and K1 children made drums, and K2 children built guitars. These activities not only encouraged creativity but also highlighted the value of reusing materials.

The K1s reinforced their understanding of the importance of protecting the environment by participating in a show-and-tell session using the Nature Magnified Parent-Child Activity 'Save the Earth' poster. The children from the other levels designed posters with Earth Day-themed messages. These posters were then displayed in designated areas in the centre to serve as reminders for everyone, and to emphasise the importance of environmental conservation.







## Field Trip to Hay Dairies



The children went on an exciting and enriching learning journey to Hay Dairies on Wednesday, 7 May for Kidz Meadow @ Hougang children, and Thursday, 8 May for Kidz Meadow @ Buangkok Crescent children. They explored the farm, witnessed a live goat milking session, had the opportunity to feed goats, and enjoyed a complimentary bottle of goat milk and souvenir. The trip fostered their curiosity about nature and animals through the hands-on activities. They had a truly memorable and meaningful experience exploring the farm!







## Primary 1 Immersion @ Hougang Primary School



The K2 children had an insightful Primary 1 experience visit to Hougang Primary School. Upon arrival, P5 prefects warmly welcomed and ushered our kindergarteners to the hall. They then received a welcoming address from a P5 Senior Prefect before embarking on the school tour.


A highlight for many was recess at the canteen, where they experienced eating alongside the P1 students. Guided by a P1 buddy, the K2 children queued to purchase their food of choice. The visit culminated in a classroom experience, where they participated in an English or Math lesson in the allocated P1 classes.

The children enjoyed the sneak peek into primary school life, from which they gained valuable insights into what to expect as they transition to the next exciting chapter of their learning journey.






## Disposition Day



Disposition Day, themed 'Together We Care, Together We Grow', was conducted on Tuesday, 27 May. The primary objectives of the day were to help children develop an understanding of social interactions, build relationships, and communicate effectively. The children showed curiosity and motivation by exploring ways to express care and work together. By using creativity and imagination to create artworks relating to growth, the children demonstrated flexibility and inventiveness. Key learning dispositions fostered included a sense of wonder, curiosity, and appreciation for their peers' participation.

The event engaged children across all levels in a variety of activities. Infants focused on turn-taking through tunnel crawling and creating hand/footprint collages. Toddlers interacted by copying actions with toys and created colourful flower gardens using painted handprints. Nursery 1 children practised turn-taking and sharing materials while making handprint flower crafts.

Nursery 2 children cheered for one another while participating in an obstacle course and created fork-painted flowers. Kindergarten 1 children worked on a 'Team Art' mural, while Kindergarten 2 children collaborated on a 'Friendship Chain' and a 'Ping-pong Relay'. These activities collectively promoted gross motor development, fine motor control, and crucial communication skills, culminating in a day that embodied the theme of collaboration and growth.



SHARING  
IS  
CARING





## Healthy Snack

### Crispy Crunchy Chickpeas



#### Ingredients

- 1 can chickpeas
- 1 tbsp olive oil
- 1/2 - 1 tsp salt
- 1/2 tsp spice mix of choice

#### Directions

1. Prepare the chickpeas (also known as garbanzo beans). Drain out the can and wash the chickpeas thoroughly in water, removing the skins and rinsing well. I like to soak the chickpeas in water for 10 minutes or so. Then drain and completely dry out the chickpeas either using 2 thick paper towels or kitchen towels. Roll and replace the towels. Let the chickpeas sit out on a single layer till they are totally dry.
2. Oil and season. Place the chickpeas in a bowl add in 1 tbsp high quality olive oil and 1/2 to 1tsp salt.
3. Mix the chickpeas, oil and salt together and place the chickpeas in a single layer on a baking tray lined with foil or baking paper.
4. Place the chickpeas into a pre-heated oven (at 180 Celsius) and bake for 20-25 minutes or until golden brown and crisp!
5. Remove from tray and season with the additional optional spices. Enjoy this healthy snack while it's nice and warm! These crunchy chickpeas can also be added into salads and onto soups as healthy croutons!







## Parenting Article

### Coping with Fussy Eaters



A picky eater can frustrate even the most patient parent — don't worry though, fussiness is a phase some toddlers go through. Don't turn meal and snack times into a power struggle and throw in the towel just yet! Here are some simple tips to get fussy eaters to be more adventurous with food so that they can have more healthy food options to choose from as they grow up.

#### Keep Mealtimes Relaxed for Your Fussy Eater

Don't stress your child out about food! A stressed child is likely to refuse new food and stick to familiar favourites such as chicken nuggets. Keep the meal environment calm, and keep distractions like the TV, toys, and tablets away — this helps your child concentrate on eating. Smile at and chat with your toddler to keep him engaged so that your child doesn't cause a fuss and is more receptive and open to try new foods.

#### Make Food Fun with Colourful Toddler Meals

Children are attracted to colour and interesting shapes, so why not make their meals as colourful and interesting as possible? Moulds and cutters in various shapes can bring an otherwise boring dish to life! Good-looking food will help whet your child's appetite and make it more fun and enticing for kids to eat.

#### Eat as a Family and Build Good Eating Behaviours

Telling your children to eat something isn't as effective as showing them. Your child will eat what you eat. Whatever you put on your kid's plate should also be on everyone's plate at the dining table, minus the salt and sugar. Do make sure your child eats food from the major food groups — wholegrains, vegetables, fruit, and meat/others. This is a great opportunity for everyone to get together and make healthy food choices as a family.

#### Try (and Try) Again for Your Picky Eater

It won't be easy to wear down your child's resolute refusal to eat new foods overnight. Patience and positivity are key when it comes to fussy eating. If your toddler refuses to eat something and causes a huge fuss when introduced to new foods, you can offer it up to him during the next meal. Keep trying and continuously encourage them to try to eat it, even if it's just one bite.

Particularly when it comes to new food: you may need to offer that new food as many as 10 times before your toddler expresses a willingness to try the food. If you give up and let them have their way now, it'll be much harder to break the habit in future. That said, do not force him to eat if he stubbornly refuses to eat.





## Philosophy

*We believe in providing an engaging and positive environment for the children to develop their potential to the fullest in all aspects of development*

## Mission

*Provide a quality and innovative programme that nurtures children to be socially responsible citizens, active learners and thinkers*

## Vision

*A first class provider in Early Childhood Care and Education*

## Values

*C – Community and Parental Involvement  
A – Active learners  
R – Resourcefulness  
E – Excellence*

### KIDZ MEADOW EARLY CHILDHOOD & DEVELOPMENT CENTRES

Bedok North 6917 0692 | Buangkok (979C) 6489 8670 | Buangkok (986C) 6570 1560  
Eunos 6748 1553 | Hougang 6282 7632 | Jurong West 6316 5103 | Pasir Ris 6583 3522  
Punggol 6951 7541 | Woodlands 6368 9634 | Yew Tee 6763 8770 | Yishun 6759 5117