

# IMC-661P

## 1 x 10/100/1000 PoE+ to 1 x FX/GbE SFP Industrial Converter, Aluminum

### Description

The IMC-661P Unmanaged Industrial PoE+ Media Converter is specifically engineered to offer an affordable solution for outdoor surveillance systems. Built to withstand wide operating temperature from -40°C to 75°C, the media converter can operate consistently even in harsh industrial environments. The IMC-661P features intelligent functions like Auto MDI/MDIX, LFS (Link Fault Signalling), LLB (Line LoopBack), LEDs, DIP switches etc. to provide easy plug-and-play, continuous monitoring thereby minimizing downtime for mission-critical networks.

Featuring one 10/100/1000Mbps PSE copper port, the IMC-661P media converter provides power up to 30W per port to IEEE 802.3af/at compliant powered devices such as IP cameras, wireless access points and access control devices. Equipped with one multi-rate 100/1000Mbps SFP slot, the media converter offers fiber advantages of secure data transmissions over long distances to mission-critical networks. IMC-661P provides maximum bandwidth flexibility and extended connectivity for workgroups that are ready to expand and migrate from existing fast Ethernet network to gigabit network.



### Features Highlight

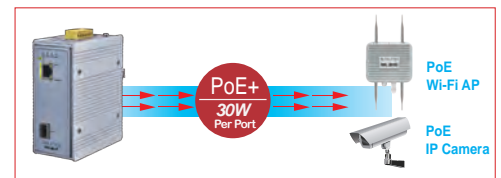
#### Robust Switch Performance

With an industrial aluminum housing case, IP30, surge and ESD protection, the IMC-661P provides a high level of immunity against electromagnetic interference and heavy electrical surges, thus facilitating easy deployment in demanding environments. In addition, the IMC-661P offers high performance switch architecture with one 10/100/1000BASE-T PSE port and one 100FX/Gigabit Ethernet SFP slot to meet the requirements of high-bandwidth access in extreme operating temperatures.



#### High-Power Budget for PoE Network Devices

The IMC-661P media converter is capable of delivering power up to 30W per port to both IEEE 802.3af PoE and IEEE 802.3at PoE+ compliant powered devices. Thereby, powered devices located in both indoor and remote outdoor locations can be powered without installing additional power outlets or cabling significantly reducing your CAPEX.



#### Fault-tolerant and User-friendly Monitoring


Network administrators can now easily monitor and troubleshoot issues associated with device functionality and link activity using the advanced features of IMC-661P. LFS (Link Fault Signalling) enables you to easily detect optical signal strengths and faulty links on both copper and fiber ports. And LLB (Line LoopBack) allows you to remotely isolate and localize network problems, thereby significantly minimizing network downtime. In addition, the LEDs on the device convey essential diagnostic and status information of device power, link activity on ports etc. allowing you to easily monitor without having to get into tight spaces.

#### Easy-fault Diagnosable and User-friendly Monitoring

Being compact in size, IMC-661P media converter is an easy-to-setup and ready-to-use solution for surveillance systems. Featuring Auto-MDI/MDIX and Auto-negotiation, the media converter automatically detects and configures the best mode of operation over a link. This eliminates the need for user setup or configuration procedure and simplifies installation, once installed these media converters operate automatically.

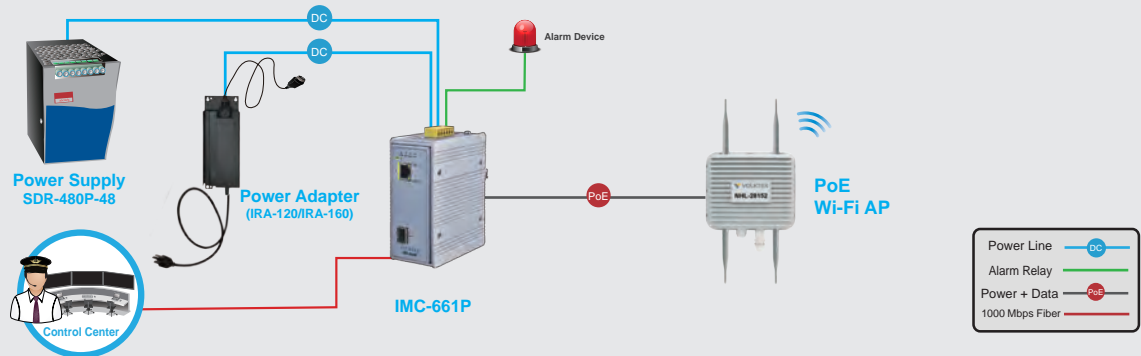
#### Hardened DIN-Rail-mounted Power Adapter (AC to DC)

The IMC-661P is an ideal solution to prevent the failure of single power circuit, in which provides you power redundant options to facilitate the high power PoE+ usage. Either "DIN-Rail Power Adapter" to convert AC to DC for board operation in an easy and firm installation with hardened connection or "6-pin Terminal Block" which supports primary and secondary power input. Categorized by its compact design, DIN-Rail Power Adapter can easily fit in smaller infrastructures and is extremely simple to install. Saving you time and space, this adapter can be easily DIN-Rail-mounted next to IMC-661P in surveillance applications that have little space available.

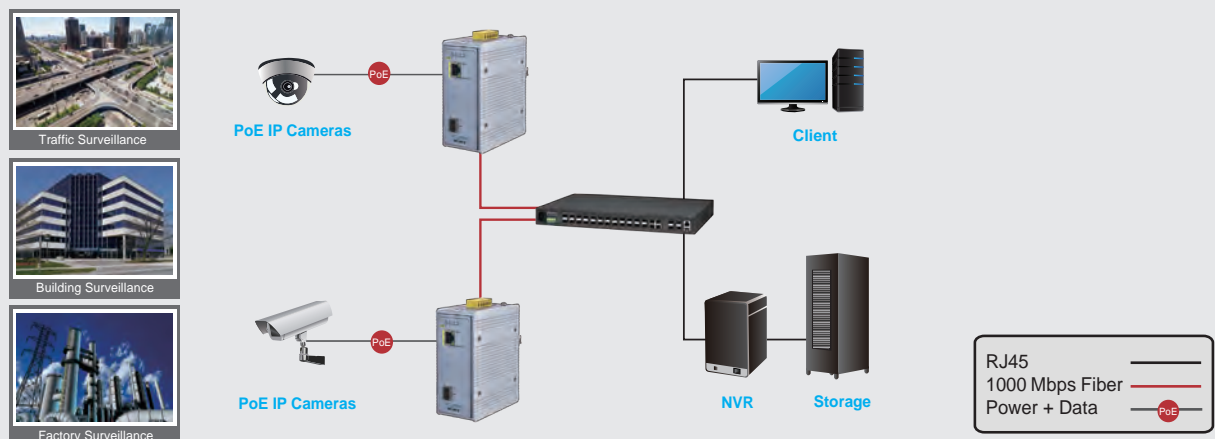


## Applications

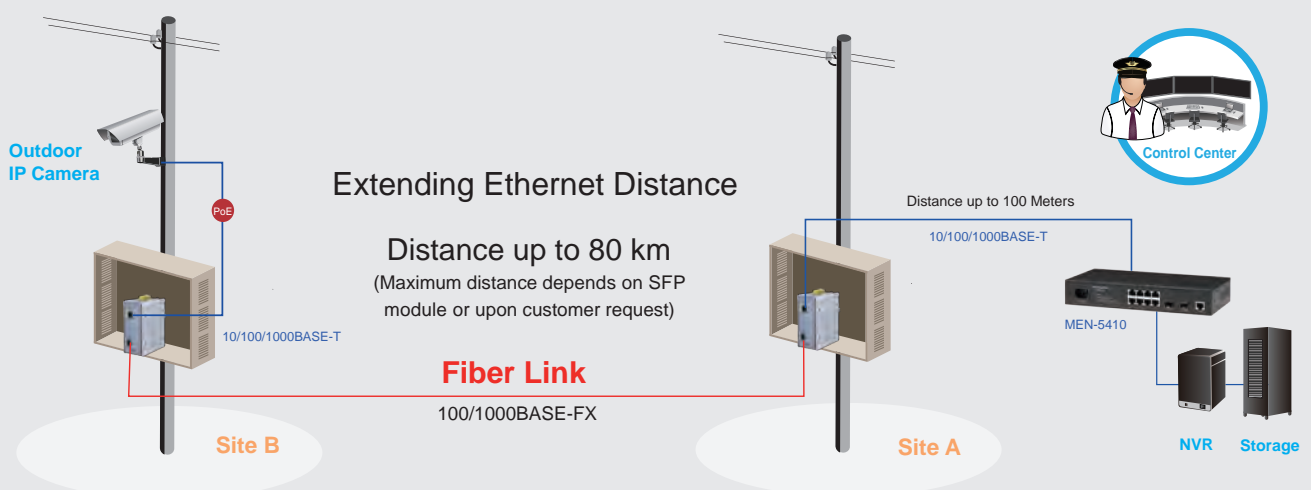
The IMC-661P is compatible with 10/100/1000Mbps through RJ45 transceivers to guarantee a strong, stable connection of Ethernet, Fast Ethernet or Gigabit Ethernet, providing flexible deployment options to satisfy industrial networking requirements



The IMC-661P combines high-power PoE+, robust performance for surveillance systems in harsh industrial environments. With its compact size, highly reliable and secure features ensure continuous operations in some special requirements for transportation, factory and outdoor places where high vibration degree, shock and wide range temperatures are present.



## Fiber-Optic Link Capability Enables Extension of Network Deployment



Standards	
IEEE 802.3	10BASE-T
IEEE 802.3u	100BASE-TX/FX
IEEE 802.3ab	1000BASE-T
IEEE 802.3z	1000BASE-SX/LX
IEEE 802.3x	Flow Control
IEEE 802.3af	PoE
IEEE 802.3at	PoE plus
IEEE 802.3az	Energy Efficient Ethernet (EEE)
Interface	
Ports	1 x 10/100/1000BASE-T (PoE RJ45) 1 x 100FX/GbE SFP slot
LED Panel	PWR, RPS, ALM, SFP, PoE, 1000, LNK/ACT
Features	
Performance	Throughput: 14,880 pps to 10 Mbps ports
	148,800 pps to 100 Mbps ports
	1,488,000 pps to 1000 Mbps ports
	Switch fabric: 4Gbps
	Packet buffer size: 1Mbit
	MAC table size: 8K
PoE+ Functions	Static MAC address: 256
	Jumbo Frame size: 10KBytes
	Up to 4 IEEE 802.3at powered devices,
	Supports PoE Power up to 30W for each PoE
	port, Auto detect powered device (PD)
	Remote Power Feeding up to 100m
Power	
Input Voltage	Primary: 48~57VDC
	Redundant: 48~57VDC
Power Connection	4-pin DC-Jack (48V DC)(Primary Power Input)
	6-pin Terminal block (Primary/Redundant Power Input)
Power Input Polarity Protection	Present
Power Voltage Drop Alarm	Primary/Redundant Power Input
Alarm Relay	One relay output with current carrying capacity of 1A @ 24V DC
Power Consumption	7W (System)
	40W (with 1 PoE plus fully loaded)
ESD Protection	Present
Surge Protection	Present
Device Monitoring & Management	
Device Monitoring	LFS (Link Fault Signalling)
Device Management	LLB (Line LoopBack)
Security	Port Isolation
DIP Switch	Primary/Redundant Power Voltage Drop Alarm setting

Mechanical and Environment		
Housing		Aluminum Case (IP30 protection)
Mounting		DIN-Rail, Wall Mount (optional)
Operating Temperature		-40°C~75°C (-40°F~167°F)
Storage Temperature		-40°C~85°C (-40°F~185°F)
Operating Humidity		10 to 95% RH (non-condensing)
Storage Humidity		5 to 95% RH (non-condensing)
Weight		450 g (1 lb)
Dimension (WxHxD)		49.6 x 120 x 100 mm (1.95 x 4.72 x 3.94 in)
LED Panel		PWR, RPS, ALM, SFP, PoE, 1000, LNK/ACT
Certifications		
Safety		EN 60950
FCC		Part 15 Subpart B Class A
CE	EMI	EN 55022 class A
	EMS	EN 55024
		EN 61000-4-2 (ESD)
		EN 61000-4-3 (RS)
		EN 61000-4-4 (EFT)
		EN 61000-4-5 (Surge)
		EN 61000-4-6 (CS)
	EN 61000-4-8 (PFMF)	
Approval & Test		
Shock		IEC 60068-2-27
Freefall		IEC 60068-2-32
Vibration		IEC 60068-2-6
Ordering Information		
IMC-661P		1 x 10/100/1000 PoE+ to 1 x FX/GbE SFP Industrial Converter, -40°C~75°C
Optional Accessories		
Power Supply		SDR-480P-48: 480W DIN-Rail 48V DC Industrial Power Supply, -25°C~70°C
Power Adapter		IRA-120: 120W, 52V, Industrial Grade Power Adapter (-30°C~60°C for 110V AC input / -30°C~70°C for 220V AC input)
		IRA-90: 90W, 48V, Industrial Grade Power Adapter (-30°C~60°C for 110V AC input / -30°C~70°C for 220V AC input)
FPM-107		100BASE-FX Multi-mode SFP, 2Km
GBM-132TS		100BASE-FX, Bi-Di SFP TX:1310/RX:1550 Single Mode, 20Km, 0°C~70°C / -32°F~158°F
GBM-132RS		100BASE-FX, Bi-Di SFP TX:1550/RX:1310 Single Mode, 20Km, 0°C~70°C / -32°F~158°F
GBM-104		1000BASE-SX 1.25G, Multi-mode SFP, 500m
GBM-123TS		1000BASE-LX, Bi-Di SFP TX:1310/RX:1550 Single Mode, 10Km, 0°C~70°C / -32°F~158°F
GBM-123RS		1000BASE-LX, Bi-Di SFP TX:1550/RX:1310 Single Mode, 10Km, 0°C~70°C / -32°F~158°F

**Note :**

\* The SFP communication distance upon the request.

\* Industrial SFP with wide operating temperature from -40°C~85°C is available upon request.

\* Specifications subject to change without notice.

## Dimension

