

# IMC-561P

## 1 x 10/100/1000 PoE+ to 1 x FX/GbE SFP Industrial Converter

### Description

Offering an affordable and reliable solution for most demanding surveillance applications, Volktek designs IMC-561P, Unmanaged Industrial PoE+ Media Converter. Best suitable for harsh environment due to global warming, the switch is engineered with industrial grade components to tolerate operating temperature from -10°C to 60°C enabling 24/7 surveillance. Designed with IEEE 802.3af/at compliant Gigabit copper ports, the media converter can deliver per port 30W power budget to satisfy the power hungry devices like Wireless AP, VoIP phones and IP cameras eliminating the need of external power outlets. The single multi-rate 100/1000Mbps SFP slot offers extended connectivity to enlighten PDs over long distances.

Configuring with easy monitoring and fault diagnosable features like Auto MDI/MDIX, LFS (Link Fault Signaling), LLB (Line Loop back), LEDs, DIP switches etc., the media converter establishes a round the clock IP surveillance network with minimize downtime even in challenging and hard-to-reach environment.



### Features Highlight

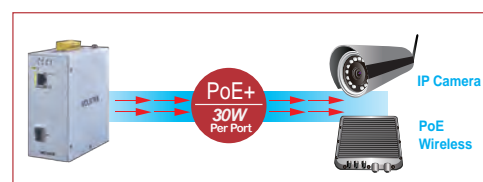
#### Robust Switch Performance

IMC-561P is enclosed within IP30 metal case and can able to sustain harsh temperature ranging between -10°C ~ 60°C. Along with this, the media converter is built with various protection features such as ESD Protection, Surge Protection, Over Voltage/Current protection, Reverse Polarity Protection and Short Circuit Protection to deliver non-stop PoE power to the Powered Devices.



#### High-Power Budget for PoE Network Devices

The IMC-561P media converter is capable of delivering power up to 30W per port to both IEEE 802.3af PoE and IEEE 802.3at PoE+ compliant powered devices. Thereby, powered devices located in both indoor and remote outdoor locations can be powered without installing additional power outlets or cabling and significantly reduce your CAPEX.



#### Redundant DC Power

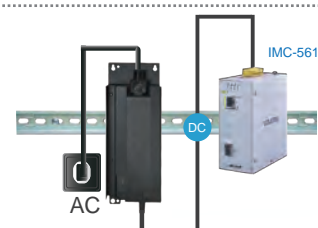
Considering the power failure impact in surveillance applications, IMC-561P is developed with standard “6-pin Terminal Block” for redundant power to provide continuous service resulting reliable and consistent network. In addition, the switch is equipped with alarm feature to notify the occurrence of power failure, helps in quick respond and faster trouble shooting.

#### Easy-fault Diagnosable and User-friendly Monitoring

Network administrators can now easily monitor and troubleshoot issues associated with device functionality and link activity using the advanced features of IMC-561P. LFS (Link Fault Signaling) enables you to easily detect optical signal strengths and faulty links on both copper and fiber ports. And LLB (Line loop back) allows you to remotely isolate and localize network problems, thereby significantly minimizing network downtime. In addition, the LEDs on the device convey essential diagnostic and status information of device power, link activity on ports etc. allowing you to easily monitor without having to get into tight spaces.

#### Hardened DIN-Rail-mounted Power Adapter (AC to DC)

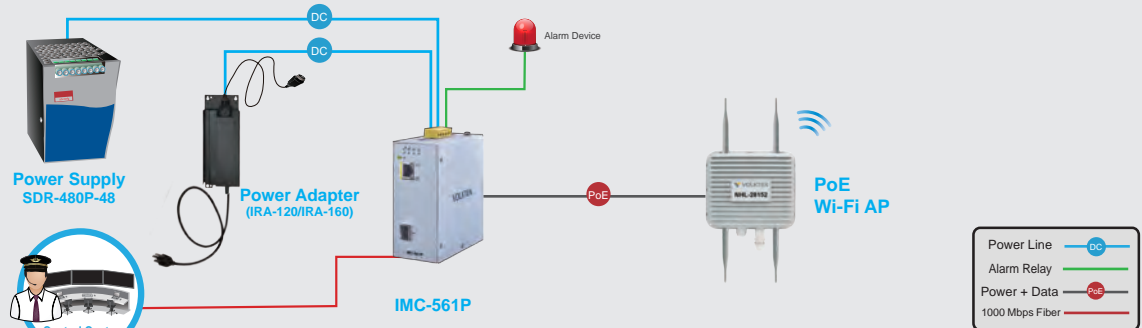
Offering a low-cost, simply installation and easy to use solution, IMC-561P is designed with 4-pin power connector and adjustable DIN-Rail power holder. Being acting as a primary power source, the adapter not can easily power up the PDs and prevents from accidental power shutdown due to losing power. Those innovated designs are helping to reduce the burdens of installation and maintenance, increase the stability and availability of surveillance systems.



## Applications

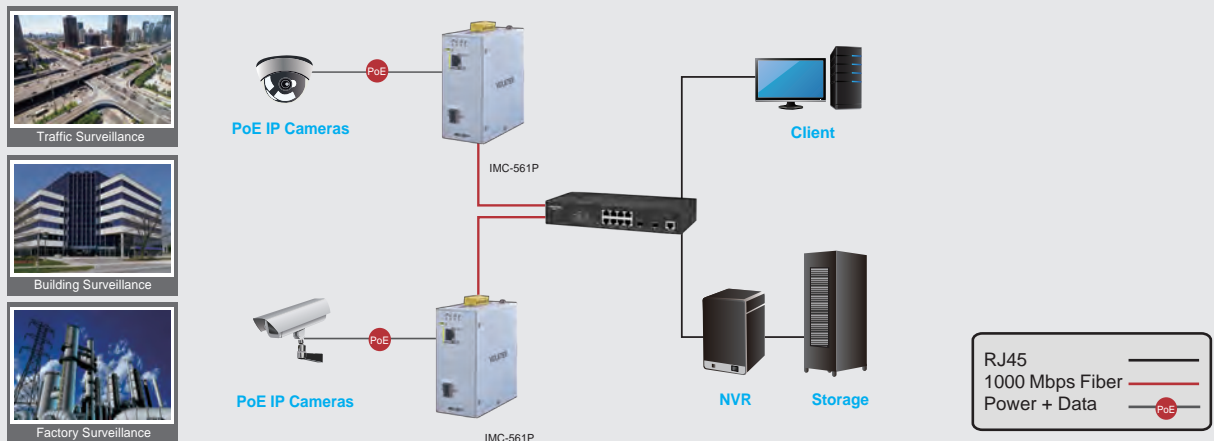
## Scalable Ethernet plus Easy Fiber Extension to Control Room

The IMC-561P guarantees a strong, stable connection of Ethernet, Fast Ethernet or Gigabit Ethernet, providing flexible deployment options to satisfy surveillance networking requirements. Addition to this, the switch can be easily extended to control center with hassle-free fiber to enable a full-proof and complete surveillance.

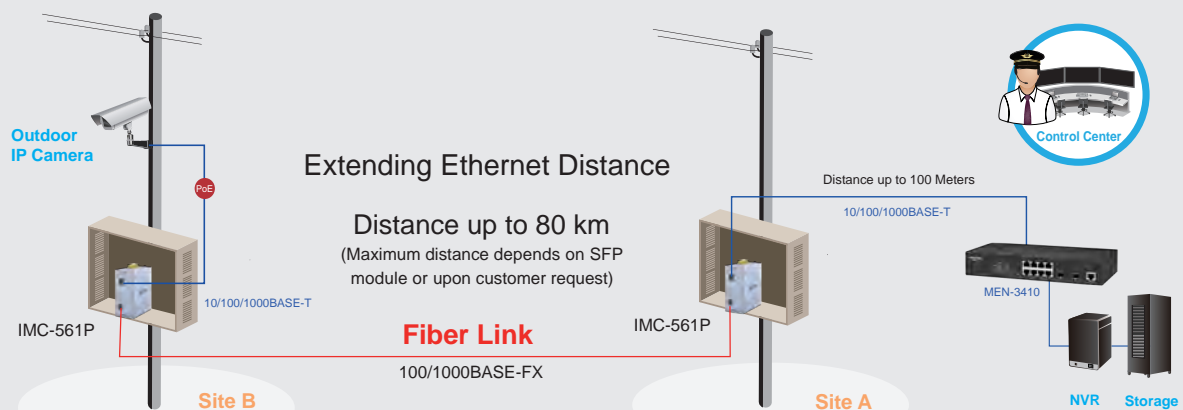


## Rugged PoE Enables IP Surveillance

The IMC-561P combines high-power PoE+, robust performance for surveillance systems in harsh industrial environments. With its compact size and demanding features, it ensures Auuous operations in some special requirements for transportation, factory and outdoor places where high vibration degree, shock and wide range of temperatures are present.



## Fiber-Optic Link Capability Enables Extension of Network Deployment



## Specifications

Standards	
IEEE 802.3	10BASE-T
IEEE 802.3u	100BASE-TX/FX
IEEE 802.3ab	1000BASE-T
IEEE 802.3z	1000BASE-SX/LX
IEEE 802.3x	Flow Control
IEEE 802.3af	Power over Ethernet
IEEE 802.3at	Power over Ethernet Plus
IEEE 802.3az	Energy Efficient Ethernet (EEE)
Interface	
Ports	1 x 10/100/1000BASE-T (PoE RJ45) 1 x 100FX/GbE SFP Slot
LED Panel	PWR, RPS, ALM, SFP, PoE, 1000, LNK/ACT
DIP Switch	Primary/Redundant Power Voltage Drop Alarm setting
Features	
Performance	Throughput: 14,880 pps to 10 Mbps ports
	148,800 pps to 100 Mbps ports
	1,488,000 pps to 1000 Mbps ports
	Switch fabric: 4Gbps
	Packet buffer size: 1Mbit
PoE+ Functions	MAC table size: 8K
	Static MAC address: 256
	Jumbo Frame size: 10KBytes
	Up to 4 IEEE 802.3at powered devices,
	Supports PoE Power up to 30W for each PoE port, Auto detect powered device (PD)
Remote Power Feeding up to 100m	
Power	
Input Voltage	Primary: 48~57VDC Redundant: 48~57VDC
Power Connection	4-pin DC-Jack (48V DC)(Primary Power Input) 6-pin Terminal block (Primary/Redundant Power Input)
Power Input Polarity Protection	Present
Power Voltage Drop Alarm	Primary/Redundant Power Input
Alarm Relay	One relay output with current carrying capacity of 1A @ 24V DC
Power Consumption	7W (System) 40W (with 1 PoE plus fully loaded)
ESD Protection	Present
Surge Protection	Present
Device Monitoring & Management	
Device Monitoring	LFS (Link Fault Signalling)
Device Management	LLB (Line Loopback)
Security	Port Isolation

## Note :

\* The SFP communication distance upon the request.

\* Industrial SFP with wide operating temperature from -40°C~85°C is available upon request.

\* Specifications subject to change without notice.

Mechanical and Environment		
Housing		Metal Case (IP30 protection)
Mounting		DIN-Rail, Wall Mount (optional)
Operating Temperature		-10°C~60°C (14°F~140°F)
Storage Temperature		-40°C~85°C (-40°F~185°F)
Operating Humidity		5 to 95% RH (non-condensing)
Storage Humidity		5 to 95% RH (non-condensing)
Weight		385 g (0.85 lb)
Dimension (WxHxD)		50 x 116 x 100 mm (1.97 x 4.57 x 3.94 in)
Certifications		
Safety		EN 60950
FCC		Part 15 Subpart B Class A
CE	EMI	EN 55022 class A
	EMS	EN 55024
		EN 61000-4-2 (ESD)
		EN 61000-4-3 (RS)
		EN 61000-4-4 (EFT)
		EN 61000-4-5 (Surge)
		EN 61000-4-6 (CS)
EN 61000-4-8 (PFMF)		
Approval & Test		
Shock		IEC 60068-2-27
Freefall		IEC 60068-2-32
Vibration		IEC 60068-2-6
Ordering Information		
IMC-561P		1 x 10/100/1000 PoE+ to 1 x FX/GbE SFP Hardened Converter, -10°C~60°C (14°F~140°F)
Optional Accessories		
Power Supply		SDR-480P-48: 480W DIN-Rail 48V DC Industrial Power Supply, -25°C~70°C (-13°F~158°F)
Power Adapter	IRA-120: 120W, 52V, Industrial Grade Power Adapter (-30°C~60°C for 110V AC input / -30°C~70°C for 220V AC input)	
	IRA-160: 160W, 52V, Industrial Grade Power Adapter (-30°C~60°C for 110V AC input / -30°C~70°C for 220V AC input)	
DIN Rail/Wall Mount Holder		DR-120 (for IRA-120) / DR-160 (for IRA-160)
FPM-107		100BASE-FX Multi-mode SFP, 2Km
GBM-132TS		100BASE-FX, Bi-Di SFP TX:1310/RX:1550 Single Mode, 20Km, 0°C~70°C (32°F~158°F)
GBM-132RS		100BASE-FX, Bi-Di SFP TX:1550/RX:1310 Single Mode, 20Km, 0°C~70°C (32°F~158°F)
GBM-104		1000BASE-SX 1.25G, Multi-mode SFP, 500m
GBM-123TS		1000BASE-LX, Bi-Di SFP TX:1310/RX:1550 Single Mode, 10Km, 0°C~70°C (32°F~158°F)
GBM-123RS		1000BASE-LX, Bi-Di SFP TX:1550/RX:1310 Single Mode, 10Km, 0°C~70°C (32°F~158°F)

## Dimension

