


GSW-2008MS

CPE Switch

8 × GbE/RJ45 + 2 × 1G/SFP L2+ Managed Ethernet Switch



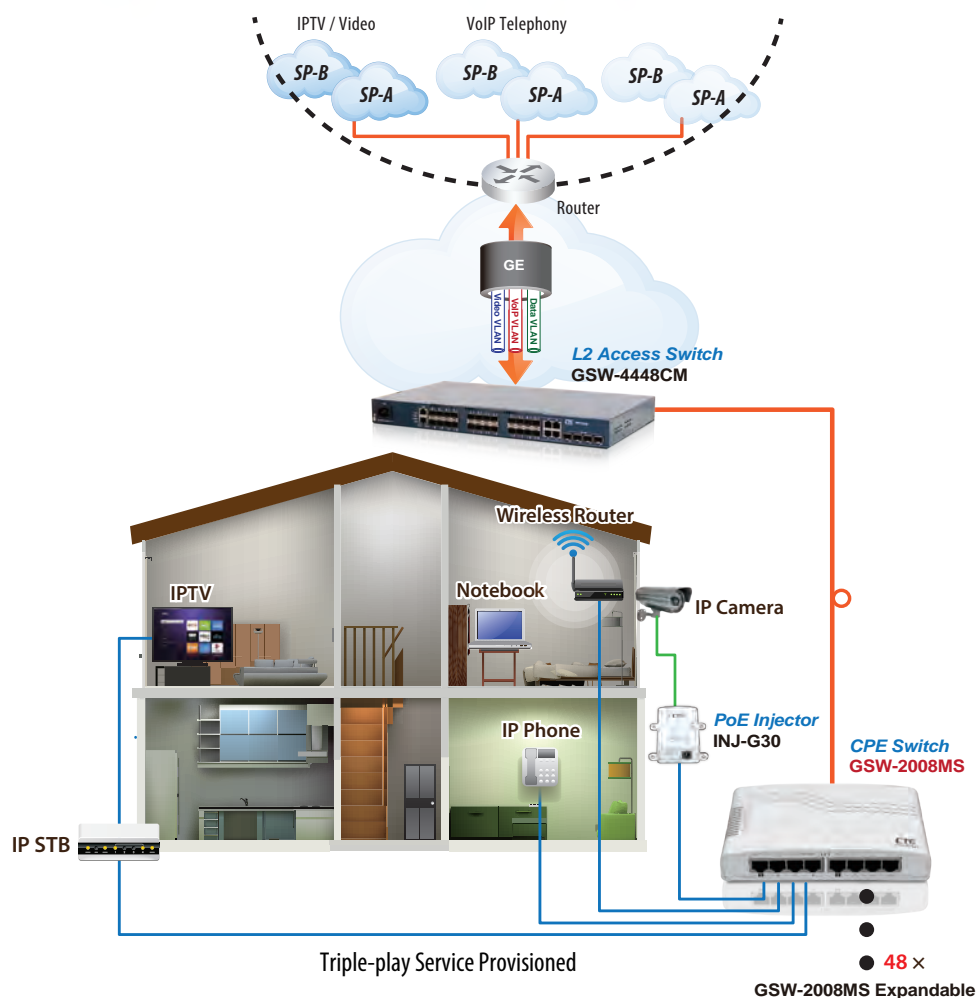
CTC Union technologies unveils the series extension of CPE switch, GSW-2008MS, which is equipped 8 ports 10/100/1000Base-T RJ45 and 2 port 100/1000Base-X SFP based fiber optics for P2P FTTH service. The transmission distance of Gigabit Ethernet over RJ45 copper can be extended up to 100km over a fiber optics interface. GSW-2008MS has an optional cable tray that allows the installer to enclose the excess fiber within the unit, thus providing protection for the sensitive fiber at subscriber side.

The GSW-2008MS fully supports Layer 2 feature sets with popular network management interfaces such as Web GUI, SNMP. The GSW-2008MS also supports DHCP auto provisioning which are suitable for the very largescale deployment from operator or service provider. Both device management features can avoid truck rolls and save OPEX for FTTH service providers.

Specifications


Interface	Fiber port: 2x 100/1000Base-X SFP Copper port: 8x 10/100/1000Mbps RJ45	
Packet Forwarding Rate	14880pps	@10Mbps
	148800pps	@100Mbps
	1488000pps	@1000Mbps
Transmission Method	Store and Forward Switching	
Packet Buffer	4M bits	
MAC Table Size	8K	
Jumbo Frame Size	9600 Bytes	
VLAN Feature	IEEE 802.1Q tagged VLAN (4K VLAN groups), IEEE 802.1ad QinQ VLAN, Voice VLAN MAC based VLAN, Protocol based VLAN, IP subnet based VLAN, Private VLAN for port isolation	
Link Aggregation	Static trunk (SA, DA, IP, TCP/UDP port) IEEE 802.3ad LACP, 5 LACP trunk groups Max, 8 port Max. per LACP trunk group	
L2 Switching Protection	IEEE 802.1D STP/IEEE 802.1w RSTP/IEEE 802.1s MSTP, Loop Protection	
QoS Feature	Hard wired IEEE 802.1p 8 priority queues per port, Traffic scheduling based on strict/WRR priority CoS based traffic classification on switch port, VLAN ID, DSCP, TCP/UDP port, DSCP remarking IEEE 802.1p priority tag remarking, Per port/queue based ingress/egress rate limit in steps of 100kbps IEEE 802.3x flow control, Multicast/Broadcast/Unicast storm control with flooding control	
Security	Static port security (MAC based), Per port limited MAC learning Port based/MAC base/single/multiple IEEE 802.1x access control, 256 ACL rules based on L2~L4 information RADIUS/TACACS+ Authentication, HTTPs & SSH v2, IP/MAC binding, IP source guard & ARP inspection	
IP Multicasting	IGMP snooping v1/v2/v3, IGMP proxy, MLD snooping v1, IGMP fast leave, IGMP query IGMP filtering/throttling, MVR (Multicast VLAN Registration)	
Management	WebGUI/Telnet CLI interface, SNMP v1/v2c/v3, RMON I (1,2,3,9 groups) & RFC1213 MIB II Dying gasp in SNMP trap message, DHCP client/snooping/relay option 82 TFTP/HTTP based firmware and configuration upgrade, Port mirroring, Event syslog server DHCP auto provisioning with option 60/66/67/254, NTP client, UPnP, IPv4/IPv6 management SFF-8472 DDMI, IEEE 802.1ab LLDP	
Power Input	AC/DC power adaptor, 12VDC/1A	
Power Consumption	7.08 Watts Max.	
Operating Temperature	0~50°C	
Storage Temperature	-25~70°C	
Humidity	5%~90% (non-condensing)	
Dimension	170 × 120 × 35 mm (W×D×H)	
Certification	CE, FCC class A	

Application



Cable Tray Assembly

CT001/CT002 is an optional fiber tray and mounting hardware for deploying GSW-1005MS/2008MS for residential fiber to the home applications. CT001/CT002 tray options is wall mounted, allowing secure termination of fiber leads.



Ordering Information

Model Name	Description
GSW-2008MS	8-port 10/100/1000 Base-T to 2-port 100/1000 Base-X Managed GbE Ethernet Switch (cable tray optional)

Optional Accessory

Model Name	Description
CT001	Cable Tray for GSW-1005MS/GSW-2008MS
CT002	Cable Tray & LAN cable protection cover for GSW-1005MS/2008MS

Dimensions (mm)

