

EVANS SOFA BED



EVANS SOFA BED


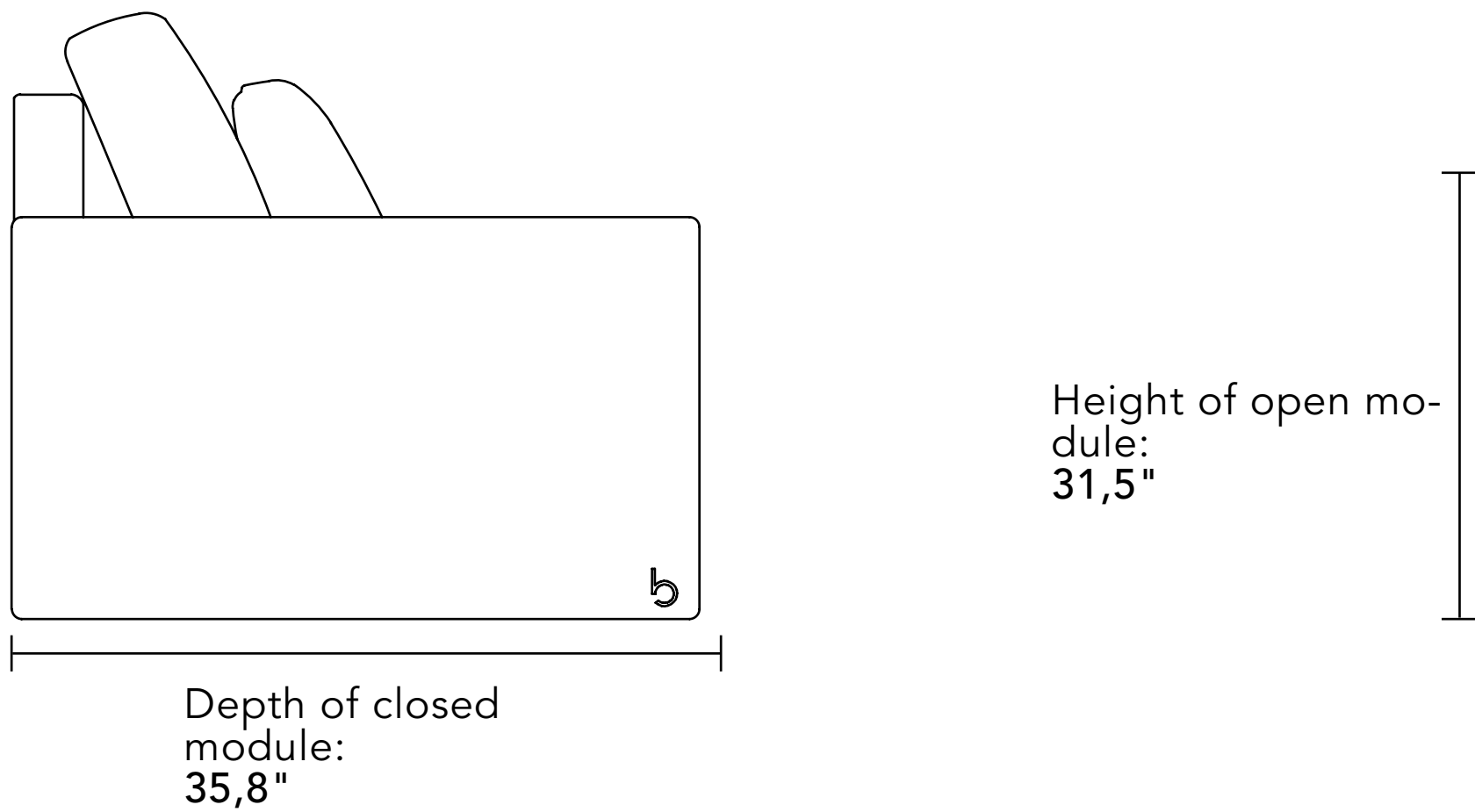


Evans by Studio Bell'Arte – The Evans features a unique mechanism that transforms the seat into a comfortable bed. When opened, the seat's inner surface becomes a D-33 foam mattress topped with beautifully embroidered jacquard, and the backrest—complete with decorative stitching—turns into a stylish headboard. The kidney-shaped cushions with detailed topstitching and the piped edges on the arms add an extra touch of charm to this design.

EVANS
SOFA BED

GENERAL MEASUREMENTS

As it is a handcrafted product, variations in the provided measurements may occur. Bell’Arte reserves the right to make modifications to the product without prior notice.



Closed module height	35,8"
Closed module depth	41,3"
Open module depth	78,7"
Closed seat depth	18,1"
Open seat depth	74,4"
Arm height from seat	5,9"
Arm height from floor	24,0"
Leg height	1,2"
Arm width	6,3"

Optional features:



USB

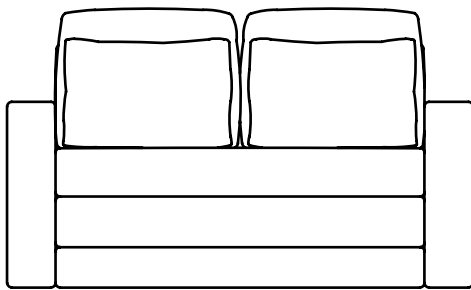


Sound System

EVANS
SOFA BED


AVAILABLE MODULATIONS

As it is a handcrafted product, variations in the provided measurements may occur. Bell’Arte reserves the right to make modifications to the product without prior notice.



Module – 2 Arms

1 seat of 34,6" + 2 arms of 6,7" = 48,0"



Module – 2 Arms

1 seat of 54,3" + 2 arms of 6,7" = 67,7"

1 seat of 62,2" + 2 arms of 6,7" = 75,6"

1 seat of 76,0" + 2 arms of 6,7" = 89,4"

EVANS
SOFA BED

TECHNICAL INFORMATION

Structure
Certified reforested wood (Eucalyptus Grandis and OSB panels), kiln-dried with controlled humidity.

Structure assembly
Galvanized staples and special adhesive are used at the wood joints to keep the structure firm and durable.

Foam
Foams certified to ISO 9001, produced without CFC.

Comfort system
Foam.

Seats
Soft foam [density 26 kg/m³], foam [density 28 kg/m³], and foam [density 33 kg/m³], upholstered with polyester fiber padding.

Backrests
Loose – decorative silicone-fiber cushions.

Arms
Foam [density 28 kg/m³], upholstered with polyester fiber padding.

Legs
Wood – [1,2"] height.

Removable parts
Arms and legs.



CHECK OUT THIS PRODUCT
ON THE **WEBSITE**

