



NEMO SOFA



NEMO SOFA



Nemo by Ricardo Barddal – conceived within the Home Living concept, which blends the look of a living-room sofa with all the comfort and functionality of the finest home theater sofas, the NEMO sofa delivers a stunning combination of beauty and practicality. Its slim frame and arms lend lightness to the arrangement of retractable seats and movable back cushions, offering the very best in comfort-technology available on the market. With clean, sophisticated lines and multiple configurations, the NEMO sofa integrates effortlessly into any contemporary design.

SIGNED BY RICARDO BARDDAL

NEMO  
SOFA

GENERAL MEASUREMENTS

As it is a handcrafted product, variations in the provided measurements may occur. Bell’Arte reserves the right to make modifications to the product without prior notice.

Height of module (open)	35,8"
Depth of module (open)	60,6"
Seat depth (closed)	46,9"
Depth of module (open)	60,6"
Seat depth (closed)	16,9"
Seat depth (open)	30,7"
Chaise module depth (closed)	60,6"
Chaise module depth (open)	74,4"
Chaise seat depth (closed)	30,7"
Chaise seat depth (open)	44,5"
Arm height from seat	8,7"
Leg height	1,2"
Arm width	1,6"

Optional features:



Sound System



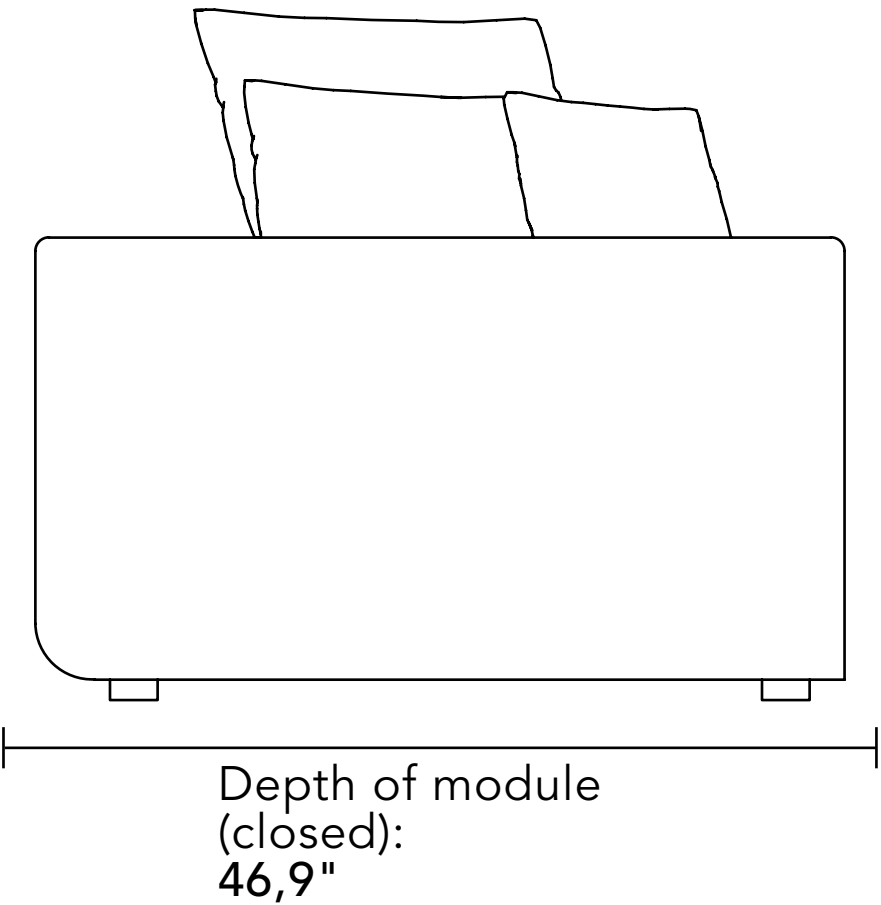
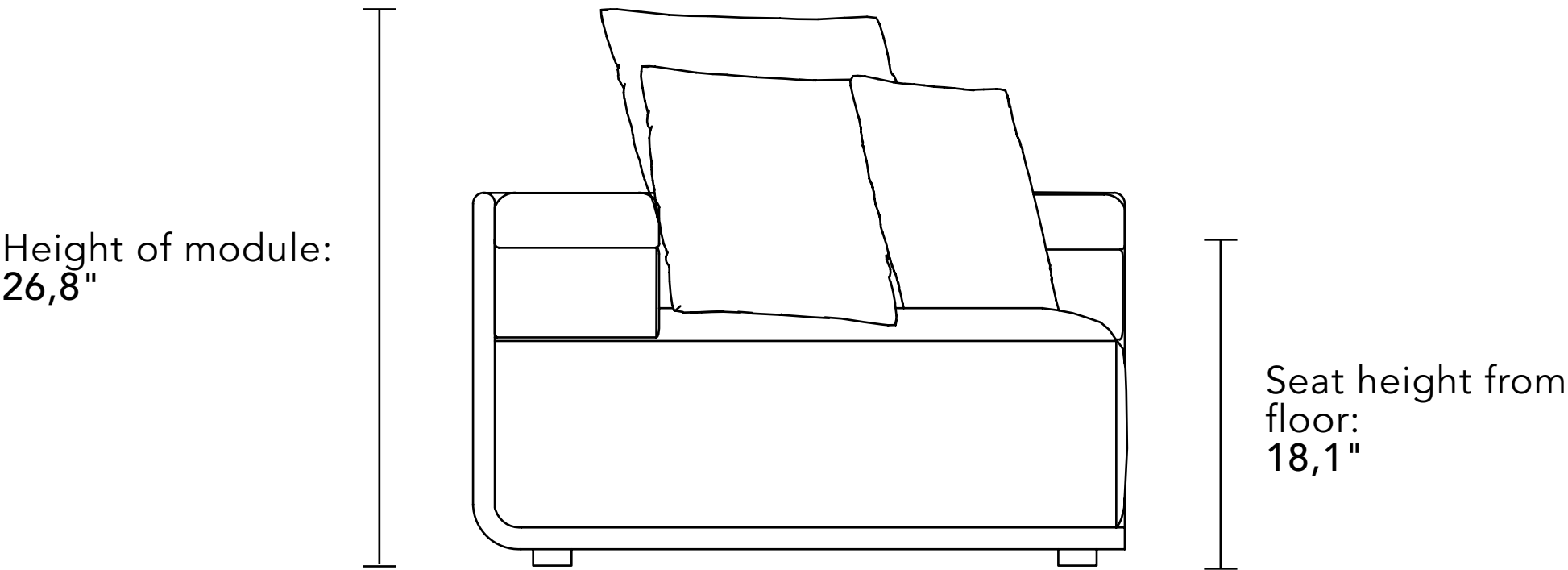
Voice Command



USB



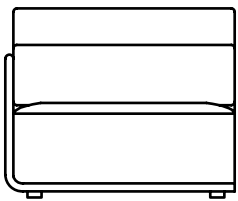
Motor Kit



NEMO  
SOFA

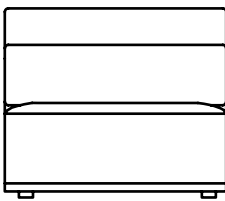
AVAILABLE MODULATIONS

As it is a handcrafted product, variations in the provided measurements may occur. Bell’Arte reserves the right to make modifications to the product without prior notice.



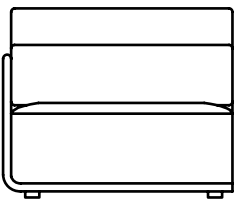
Module – 1 Arm

1 Seat of 39,4" + 1 Arm of 1,6" = 40,9"
1 Seat of 43,3" + 1 Arm of 1,6" = 44,9"
1 Seat of 47,2" + 1 Arm of 1,6" = 48,8"
1 Seat of 51,2" + 1 Arm of 1,6" = 52,8"
1 Seat of 55,1" + 1 Arm of 1,6" = 56,7"



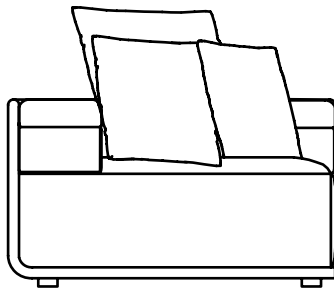
Module – Armless

1 Seat of 39,4"
1 Seat of 43,3"
1 Seat of 47,2"
1 Seat of 51,2"
1 Seat of 55,1"




Module – Chaise – 1 Arm

1 Seat of 39,4" + 1 Arm of 1,6" = 40,9"
1 Seat of 43,3" + 1 Arm of 1,6" = 44,9"
1 Seat of 47,2" + 1 Arm of 1,6" = 48,8"
1 Seat of 51,2" + 1 Arm of 1,6" = 52,8"
1 Seat of 55,1" + 1 Arm of 1,6" = 56,7"



Module – Corner

Width 48,0" x Depth 48,0"
2 cushions 21,7"×21,7" + 1 cushion 25,6"×25,6"



Module – Puff

Width 39,4" x Depth 28,3"
Width 43,3" x Depth 28,3"
Width 47,2" x Depth 28,3"
Width 51,2" x Depth 28,3"
Width 55,1" x Depth 28,3"

NEMO  
SOFA

TECHNICAL INFORMATION

**Structure**  
Certified reforested wood (Eucalyptus Grandis and OSB panels) kiln-dried with controlled humidity.

**Structure assembly**  
Galvanized staples and special adhesive are used at the wood joints to keep the structure firm and sturdy.

**Foam**  
Foams certified according to ISO 9001, produced without CFC.

**Comfort system**  
Pocket springs on braided elastic straps with high-carbon heli-coidal springs.

**Seats**  
Retractable – foam [density 28 kg/m³] upholstered with polyester fiber padding.

**Backrests**  
Loose – goose-feather cushions.

**Legs**  
Wood – [1,2"] height.

**Removable parts**  
Seats, backrests, and legs.





ASSEMBLE WITH THE  
Creator **MOD**



CHECK OUT THIS PRODUCT  
ON THE WEBSITE

