



MONDRIAN SOFA

MONDRIAN SOFA



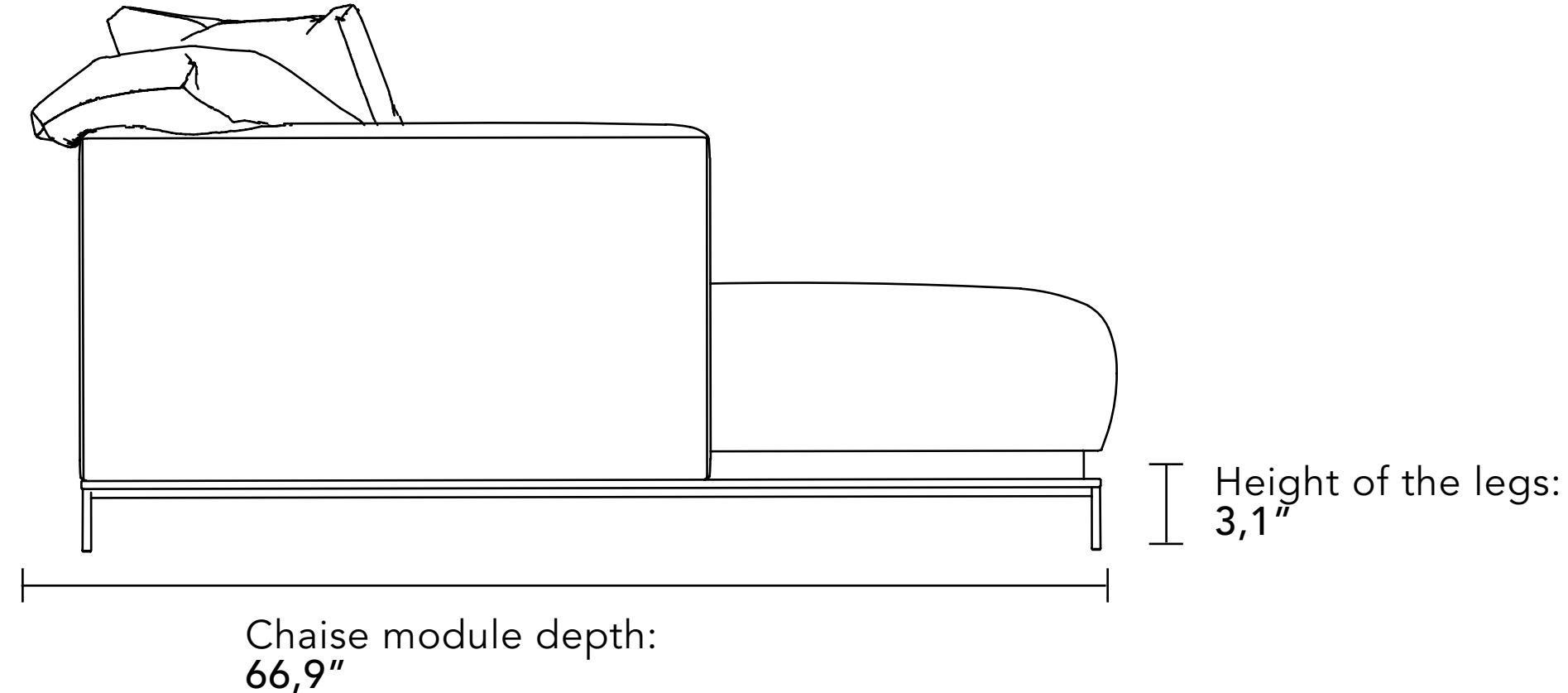
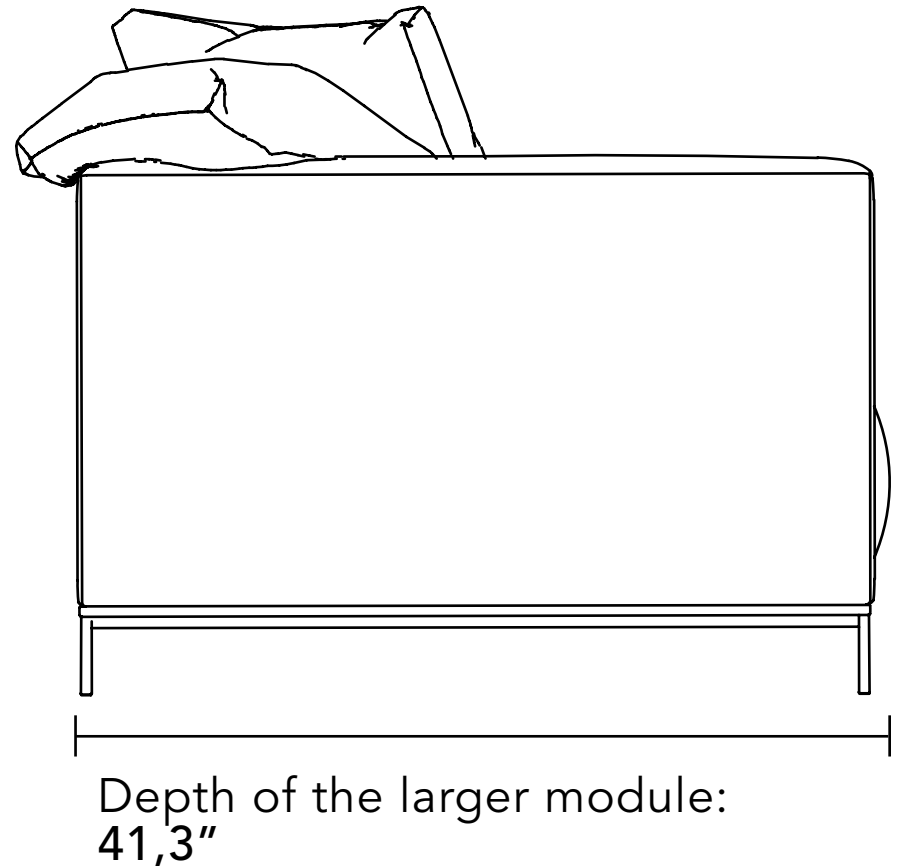
A collection with a rational soul, inspired by the painter Piet Mondrian and his artistic movement, Neoplasticism, whose principles are based on absolute geometric rigor and the adoption of pure geometric shapes. Practicality and attention to quality, ergonomics, and comfort prevail in the Mondrian products. As a result, we have the support provided by rigid and linear structures in contrast with rounded upholstery that offers comfort, all with a high level of customization: from the finish of the structures to the height of the seats and the type of armrests. The pieces in the collection, ranging from living room to bedroom, include a modular sofa system, chaise-longue, armchairs, coffee tables, sideboards, desks, nightstands, and a bed.

SIGNED BY RICARDO BELLO DIAS


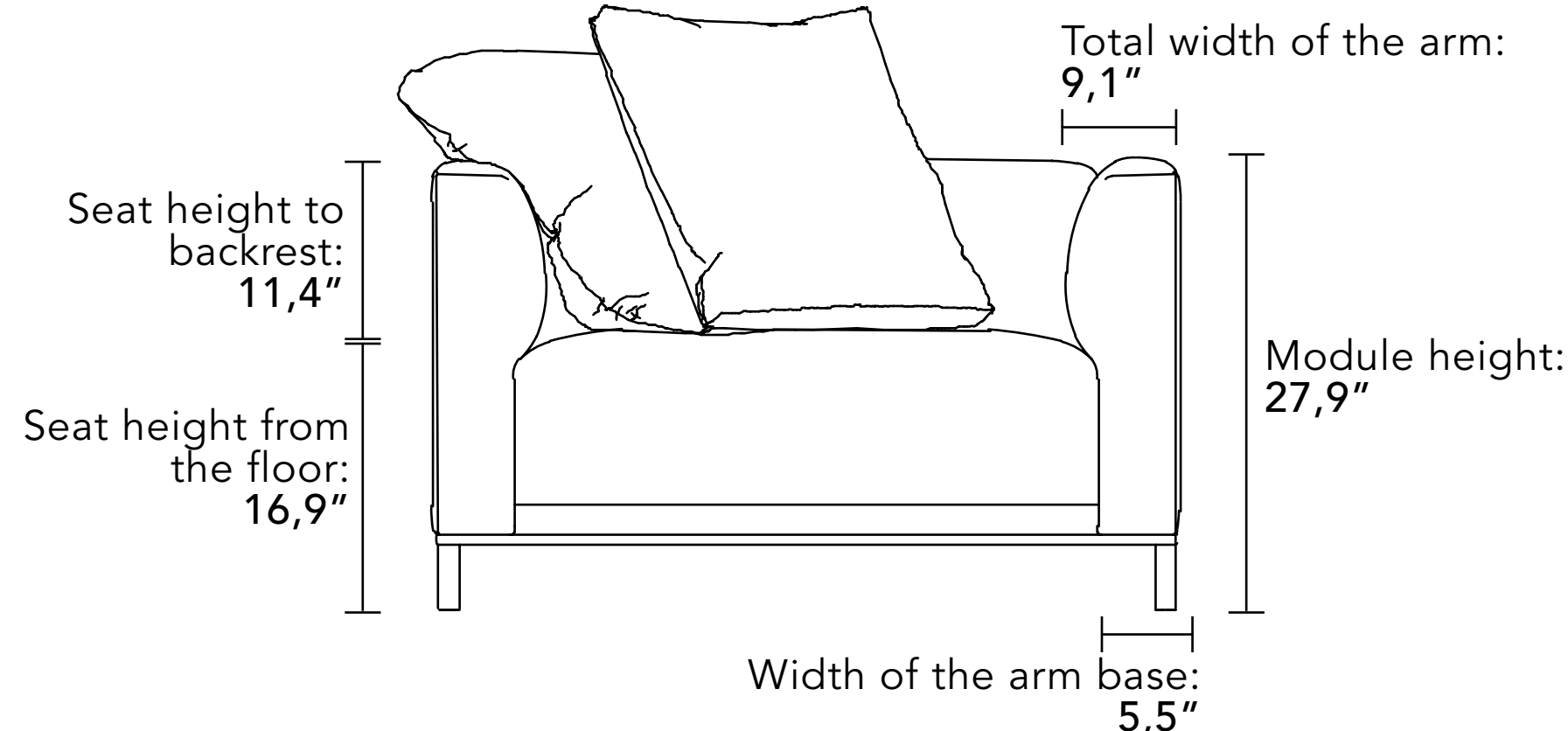
MONDRIAN
SOFA

GENERAL MEASUREMENTS

As it is a handcrafted product, variations in the provided measurements may occur. Bell'Arte reserves the right to make modifications to the product without prior notice.



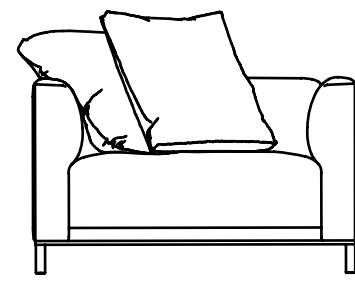
| | |
|-----------------------------|-------|
| Seat depth | 37,4" |
| Chaise seat depth | 57,9" |
| Width of the wide arm | 9,1" |
| Width of the laminated arm | 1,6" |
| Depth of the smaller module | 37,4" |



MONDRIAN
SOFA

AVAILABLE MODULATIONS


As it is a handcrafted product, variations in the provided measurements may occur. Bell'Arte reserves the right to make modifications to the product without prior notice.



Module - Armchair with 2 Wide Arms

1 Seat of 35,4" + 2 Arms of 5,5" = 46,5"
1 large cushion + 1 decorative cushion 23,6"x23,6"

Depth: 37,4" or 41,3"



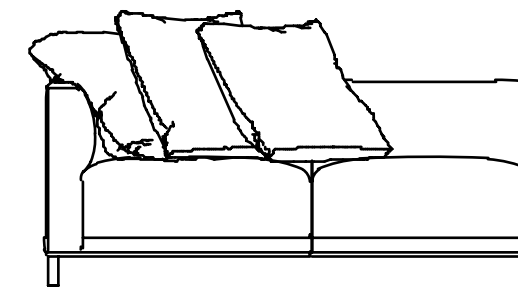
Module - 1 Wide Arm 1 Seat

1 Seat of 31,5" + 1 Arm of 5,5" = 37,0"
1 large cushion + 1 decorative cushion 23,6"x23,6"

1 Seat of 35,4" + 1 Arm of 5,5" = 40,9"
1 large cushion + 1 decorative cushion 23,6"x23,6"

1 Seat of 39,4" + 1 Arm of 5,5" = 44,9"
1 large cushion + 1 decorative cushion 23,6"x23,6"

Depth: 37,4" or 41,3"




Module - 1 Wide Arm 2 Seats

2 Seats of 31,5" + 1 Arm of 5,5" = 68,5"
1 large cushion + 2 decorative cushions 23,6"x23,6"

2 Seats of 35,4" + 1 Arm of 5,5" = 76,4"
1 large cushion + 2 decorative cushions 23,6"x23,6"

2 Seats of 39,4" + 1 Arm of 5,5" = 84,3"
1 large cushion + 2 decorative cushions 23,6"x23,6"

Depth: 37,4" or 41,3"



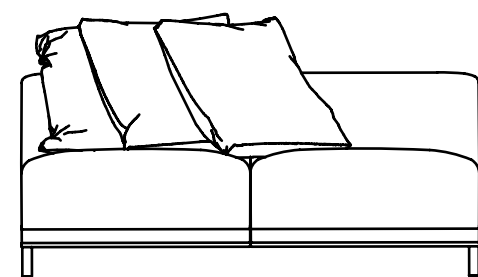
Module - No Arm 1 Seat

1 Seat of 31,5"
1 large cushion + 1 decorative cushion 23,6"x23,6"

1 Seat of 35,4"
1 large cushion + 1 decorative cushion 23,6"x23,6"

1 Seat of 39,4"
1 large cushion + 1 decorative cushion 23,6"x23,6"

Depth: 37,4" or 41,3"



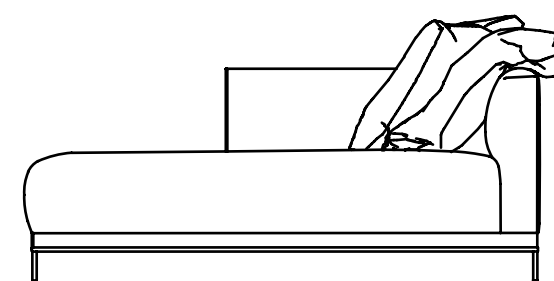
Module - No Arm 2 Seats

2 Seats of 31,5" = 62,9"
1 large cushion + 2 decorative cushions 23,6"x23,6"

2 Seats of 35,4" = 70,9"
1 large cushion + 2 decorative cushions 23,6"x23,6"

2 Seats of 39,4" = 78,7"
1 large cushion + 2 decorative cushions 23,6"x23,6"

Depth: 37,4" or 41,3"




Module - Chaise with 1 Wide Arm

1 Seat of 31,5" + 1 Arm of 5,5" = 37,0"
1 large cushion + 1 decorative cushion 23,6"x23,6"

1 Seat of 35,4" + 1 Arm of 5,5" = 40,9"
1 large cushion + 1 decorative cushion 23,6"x23,6"


1 Seat of 39,4" + 1 Arm of 5,5" = 44,9"
1 large cushion + 1 decorative cushion 23,6"x23,6"



Module - Armchair with 2 Narrow Laminated Arms 1 Seat

1 Seat of 35,4" + 2 Arms of 1,6" = 38,6"
1 large cushion + 1 decorative cushion 23,6"x23,6"

Depth: 37,4" or 41,3"



Module - 1 Narrow Laminated Arm 1 Seat

1 Seat of 31,5" + 1 Arm of 1,6" = 33,1"
1 large cushion + 1 decorative cushion 23,6"x23,6"

1 Seat of 35,4" + 1 Arm of 1,6" = 37,0"
1 large cushion + 1 decorative cushion 23,6"x23,6"

1 Seat of 39,4" + 1 Arm of 1,6" = 40,9"
1 large cushion + 1 decorative cushion 23,6"x23,6"

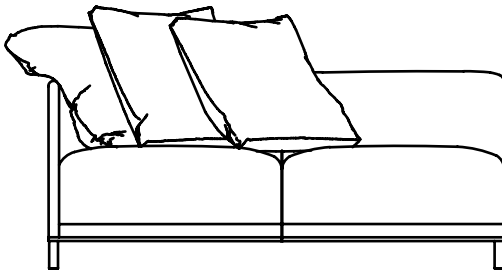
Depth: 37,4" or 41,3"

Attention: The wide arm extends over the seat, potentially influencing the final measurements. In case of doubts, please contact the representative or consultant.

MONDRIAN
SOFA

AVAILABLE MODULATIONS

As it is a handcrafted product, variations in the provided measurements may occur. Bell'Arte reserves the right to make modifications to the product without prior notice.



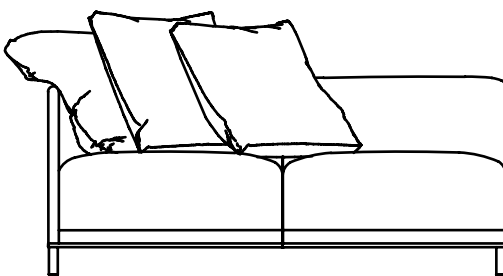
Module - 1 Narrow Laminated Arm - 2 Seats

2 Seats of 31,5" + 1 Arm of 1,6" = 64,5"
1 large cushion + 2 decorative cushions 23,6"x23,6"

2 Seats of 35,4" + 1 Arm of 1,6" = 72,4"
1 large cushion + 2 decorative cushions 23,6"x23,6"

2 Seats of 39,4" + 1 Arm of 1,6" = 80,3"
1 large cushion + 2 decorative cushions 23,6"x23,6"

Depth: 37,4" or 41,3"




Module - 1 Narrow Mixed Arm - 2 Seats

2 Seats of 31,5" + 1 Arm of 1,6" = 64,5"
1 large cushion + 2 decorative cushions 23,6"x23,6"

2 Seats of 35,4" + 1 Arm of 1,6" = 72,4"
1 large cushion + 2 decorative cushions 23,6"x23,6"

2 Seats of 39,4" + 1 Arm of 1,6" = 80,3"
1 large cushion + 2 decorative cushions 23,6"x23,6"

Depth: 37,4" or 41,3"




Module - Chaise - 1 Narrow Laminated Arm

1 Seat of 31,5" + 1 Arm of 1,6" = 33,1"
1 large cushion + 1 decorative cushion 23,6"x23,6"

1 Seat of 35,4" + 1 Arm of 1,6" = 37,0"
1 large cushion + 1 decorative cushion 23,6"x23,6"

1 Seat of 39,4" + 1 Arm of 1,6" = 40,9"
1 large cushion + 1 decorative cushion 23,6"x23,6"

Depth: 37,4" or 41,3"

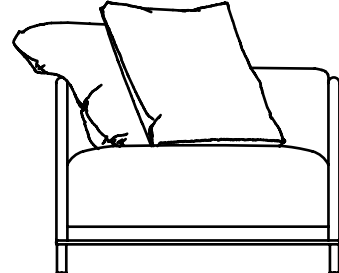


Module - Chaise with 1 Narrow Mixed Arm

1 Seat of 31,5" + 1 Arm of 1,6" = 33,1"
1 large cushion + 1 decorative cushion 23,6"x23,6"

1 Seat of 35,4" + 1 Arm of 1,6" = 37,0"
1 large cushion + 1 decorative cushion 23,6"x23,6"

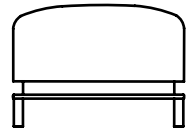
1 Seat of 39,4" + 1 Arm of 1,6" = 40,9"
1 large cushion + 1 decorative cushion 23,6"x23,6"



Armchair with 2 Narrow Mixed Arms - 1 Seat

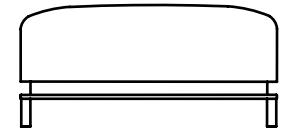
1 Seat of 35,4" + 2 Arms of 1,6" = 38,6"
1 large cushion + 2 decorative cushions 23,6"x23,6"

Depth: 37,4" or 41,3"



Module - Square Puff

Puff 41,3" x 41,3"




Module - Rectangular Puff

Puff 31,5" x 23,6"

Puff 35,4" x 23,6"

Puff 39,4" x 23,6"




Module - 1 Narrow Mixed Arm - 1 Seat

1 Seat of 31,5" + 1 Arm of 1,6" = 33,1"
1 large cushion + 1 decorative cushion 23,6"x23,6"

1 Seat of 35,4" + 1 Arm of 1,6" = 37,0"
1 large cushion + 1 decorative cushion 23,6"x23,6"

1 Seat of 39,4" + 1 Arm of 1,6" = 40,9"
1 large cushion + 1 decorative cushion 23,6"x23,6"

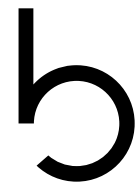
Depth: 37,4" or 41,3"



Module - Corner - No Arm

1 Seat of 31,5" + Backrest of 9,8" = 41,3"
1 large cushion + 1 decorative cushion 23,6"x23,6"

1 Seat of 27,5" + Backrest of 9,8" = 37,4"
1 large cushion + 1 decorative cushion 23,6"x23,6"



NARROW MIXED ARM

Combination of laminate and upholstery.



UPHOLSTERED NARROW ARM

Lightness with laminate detail.



WIDE UPHOLSTERED ARM

More volume and presence.



UPPER BASE

Allows laminate application only in Walnut, White Oak, Imbuia, and Ebonized finishes.



LOWER BASE

Allows application only in Leathers 1 and 2 (except Suede), Taurus, and Synthetic materials.

MONDRIAN SOFA

TECHNICAL INFORMATION

Structure

Certified reforested wood (Eucalyptus Grandis and multilaminated panels) dried in a kiln with controlled humidity.

Structure Assembly

At the joints of the wood, non-oxidizing clamps and special glue are used to maintain the structure firm and resistant.

Foam

Foams certified according to ISO 9001 standard, produced without CFC.

Comfort System

Woven elastic straps with high-carbon steel spring coils.

Seats

Fixed - Hiper Flex foam (density 29 kg/m³), Soft foam (density 35 kg/m³), and 120g polyester fiber pad.

Backrests

Fixed - Hiper Flex foam (density 29 kg/m³), Soft foam (density 35 kg/m³), and 120g polyester fiber pad.

Feet

Laminated carbon steel

Partes Desmontáveis

Non-removable



ASSEMBLE WITH THE
Creator **MOD**



CHECK OUT THIS PRODUCT
ON THE **WEBSITE**

