

UZ CLIP



Noggin Support



The UZ Clip is a multifunctional connector for supporting solid timber and I-Joist noggins.

Features & Benefits

- Suitable for supporting noggins in various applications
- Adjacent noggins can be aligned without clashing

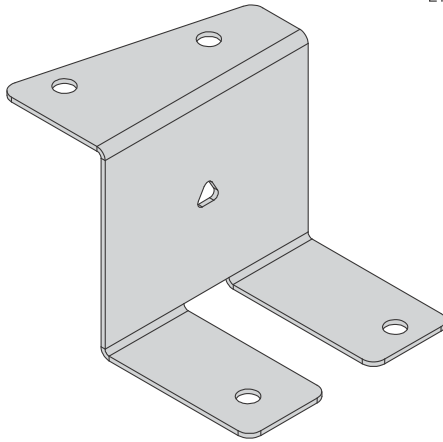
Material Specification

- Galvanised mild steel - Z275

Fixings

Code	Description	Box Qty
547389	3.4 x 35mm Square Twist Nails - LOOSE	500
141185	3.4 x 35mm Square Twist Nails - COLLATED*	2,500

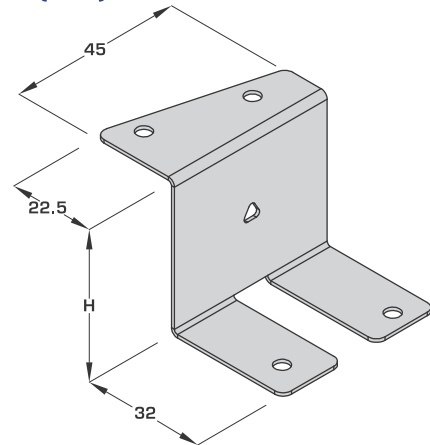
*For use with Paslode PPN35Ci



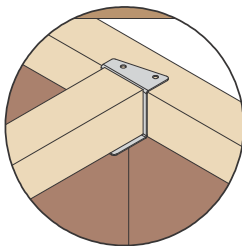
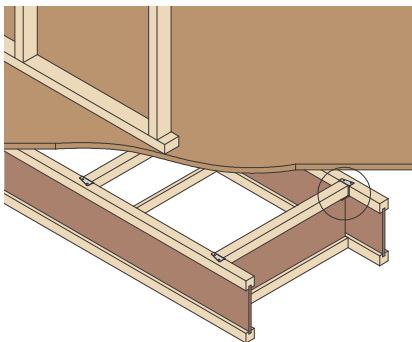
Available Sizes

Product Code	Height (H) (mm)
UZ-35	35
UZ-38	38
UZ-45	45
UZ-47	47

Dimensions (mm)

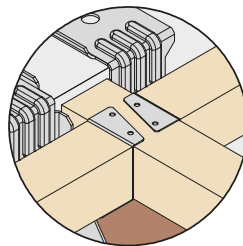
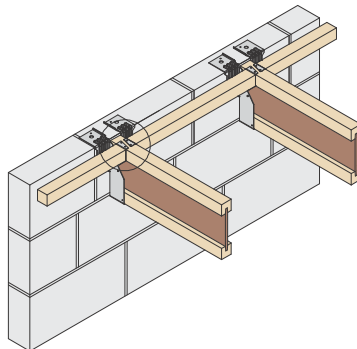


In Situ



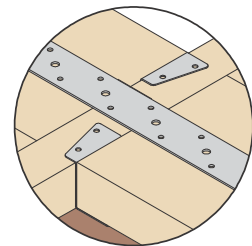
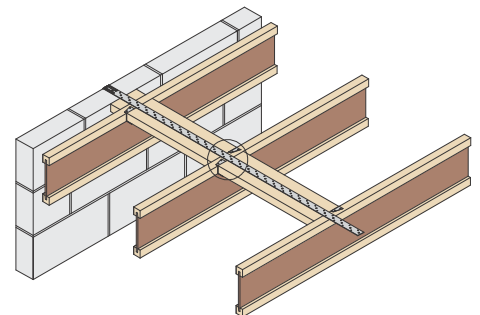
Partition Noggins

I-Joists / Open Webs Supporting
Lightweight Partitions



Perimeter Noggins

Support for decking and plasterboard



Restraint Strap Noggins

Fixing for perpendicular restraint straps

Refer to manufacturer's guidelines and NHBC Standards for noggin requirements

UZ CLIP



Noggin Support

Load Data

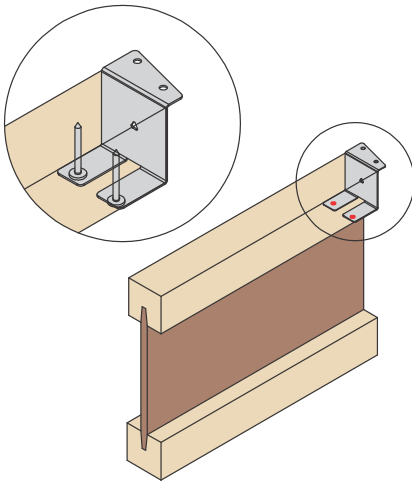
Noggin Type	Fixings (3.4 x 35mm)		Characteristic Capacity (kN)
	Header	Incoming	
Solid Timber	2	3	2.28
I-Joist	2	2	2.73

Installation Instructions

STAGE 1

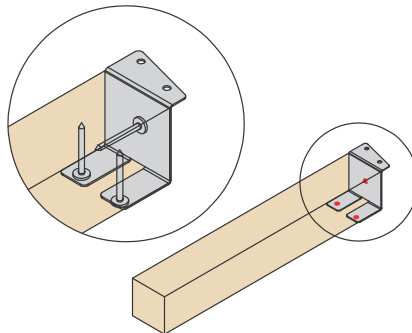
I-Joist Noggin

Fix UZ Clip to underside of I-Joist top flange with 2No 3.4 x 35mm square twist nails.



Solid Timber Noggin <50mm Wide

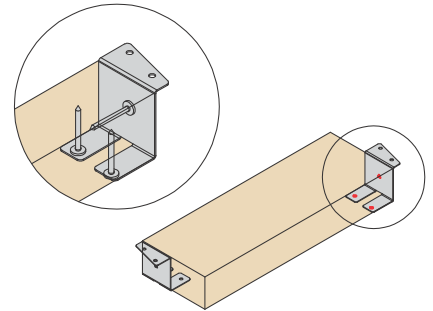
Fix UZ Clip to underside of noggin with 2No 3.4 x 35mm square twist nails. An additional 1No 3.4 x 35mm square twist nail is required in the timber end.



Solid Timber Noggin >50mm Wide

Fix UZ Clip to underside of noggin with 2No 3.4 x 35mm square twist nails. An additional 1No 3.4 x 35mm square twist nail is required in the timber end.

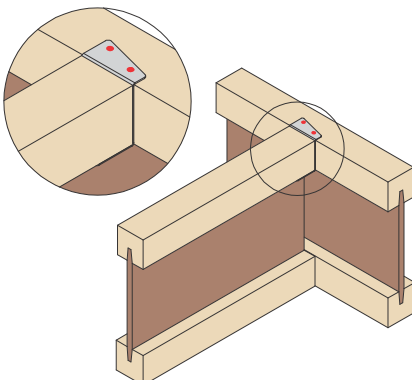
UZ Clips should be staggered.



STAGE 2

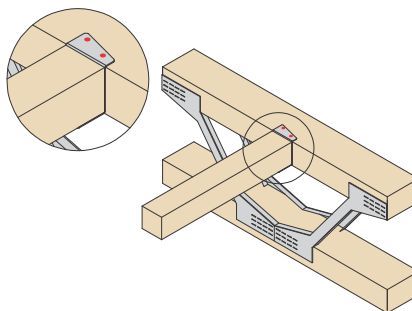
I-Joist Noggin

Nail the UZ Clip to the top of the header joist with 2No 3.4 x 35mm square twist nails.



Solid Timber Noggin <50mm Wide

Nail the UZ Clip to the top of the header joist with 2No 3.4 x 35mm square twist nails.



Solid Timber Noggin >50mm Wide

Nail the UZ Clip to the top of the header joist with 2No 3.4 x 35mm square twist nails.

A skew nail fixing will be required on the opposite side (approx. 75mm long).

