


# Provider Service Agreement Instructions

1. To add and agree to the Provider Service Agreement, first Log in to [sca.justgo.com](https://sca.justgo.com) with your username and password.

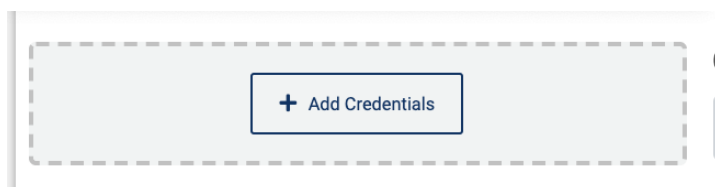
2. Click My Profile on the top menu



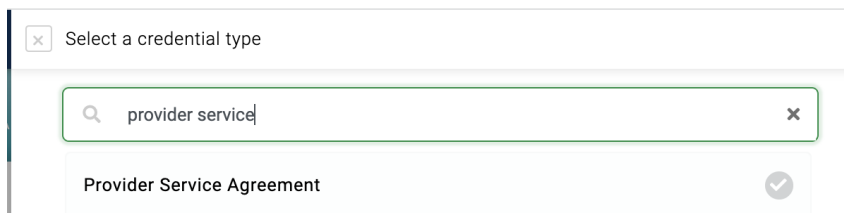
3. Click Credentials



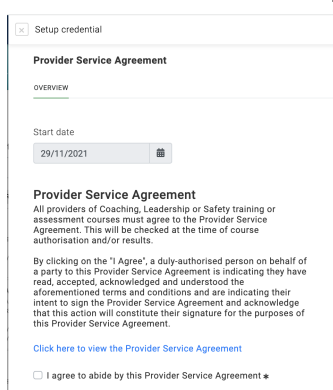
4. Click Add Credentials



5. Search for 'Provider Service Agreement' and click on the result



6. Click on the link to review the document then tick the checkbox to agree followed by the Save button on the top right corner.



7. You have now agreed to the Provider Service Agreement. Confirmation will be sent by email with a link to the document.