



WILDFIRE PREPARED HOME

How-To Prepare My Home Checklist

Wildfire Prepared Home™ empowers homeowners to take science-based, proven steps to meaningfully reduce wildfire risk to their home and property. Follow this science-based checklist to strengthen your home's wildfire protection and meet the Wildfire Prepared Home Technical Standard requirements.

Wildfire Prepared Home™ is a designation program designed to reduce wildfire risks through **a set of mitigation actions** at the parcel level.

Based on the latest science and research from the Insurance Institute for Business & Home Safety (IBHS), this program takes a systems-based approach to wildfire resilience—going beyond a single action to address multiple vulnerabilities. These required actions include maintaining defensible space around the home and upgrading key building features to help reduce the chance of ignition.

The program offers two levels of protection to choose from, **Base** or **Plus**. Homeowners must meet and maintain the requirements for their selected level to earn a designation certificate. The specific requirements for each level are outlined below.



Important Info

- Visit wildfireprepared.org to:
 - Learn more about the program, check if your home is eligible, review the designation process, and access the [2025 Technical Standard](#)
 - Create an account and start your application— just click Apply Now
 - Explore the wildfire science behind the program
- **Already applied?** Check your application status or ask questions anytime in the homeowner portal (wildfireprepared.org/portal).

Base-Level Designation Requirements

The **BASE DESIGNATION** establishes a set of fundamental wildfire mitigation measures to **help protect homes from wind-driven embers**—the leading cause of home ignitions—and reduce the risk of fire spreading to the home.

Base-level requirements include:

- Creating the 0–5 Foot Noncombustible Zone
- Maintaining 30 feet of defensible space
- Upgrading vulnerable building features

To earn a **BASE DESIGNATION**, a home must meet **all** the following Base-level requirements.

BASE LEVEL: DEFENSIBLE SPACE REQUIREMENTS


1. 0–5 FOOT NONCOMBUSTIBLE ZONE

The **first five feet** surrounding the home and its attachments (e.g., decks, patios, overhead structures, stairs) form the **most critical** area of defensible space, sometimes called Zone 0. This zone must be **entirely noncombustible**, acting as a “moat” to prevent embers from igniting materials next to the home.

The **0-5 Foot Noncombustible Zone** is measured **horizontally** from the edge of the home’s exterior walls and, if present, the **outermost posts** of a deck, porch, or overhead structure, extending **outward to five feet**. This noncombustible zone also extends **vertically to the sky to include trees**. If you do not have a 5-foot setback between the house and property line, you may need to work with your neighbor or HOA to achieve this requirement.



- VEGETATION:** Remove **all** vegetation within 5 feet to **bare mineral soil**, including grass, artificial turf, weeds, flowers, succulents, cacti, plants, shrubs, bushes, vines, and vegetative debris. **No exceptions**, even if irrigated or classified as fire-resistant.
- TREES:** Remove **all trees, limbs, and branches** within or overhanging (looking vertically to the sky) the 0–5 Foot Noncombustible Zone.
- GROUND COVER:** Remove all **combustible** groundcover materials (e.g., wood/rubber mulch, pine needles, and exposed weed cloth) down to **bare mineral soil**. *Permitted noncombustible hardscapes include gravel, pavers, river rocks, decomposed granite (DG) base, steppingstones, and concrete.*
- FENCES & RETAINING WALLS:** Remove all **combustible fencing materials** (e.g., wood, vinyl) including posts, gates, and retaining walls within 5 feet of the home. *Permitted noncombustible fences include metal (e.g., aluminum, chain link, steel, iron) or concrete. Fire-resistant materials (e.g., vinyl, composite, or fire-rated paint) are not permitted.*
- PARKED ITEMS:** **Do not store** vehicles, motorcycles, trailers, boats, campers, RVs, ATVs, golf carts, or similar vehicles within 5 feet of the home. During Red Flag Warnings or extended absences, relocate them **at least 30 feet away** or store them in a **closed garage**.
- COMBUSTIBLE ITEMS:** Remove all combustible items from within 5 feet of the home, including but not limited to: firewood, furniture, hanging lamps, window-mounted AC units, large area rugs, combustible privacy dividers, plastic rain barrels, wine barrels, wood planters, sheds, saunas, storage containers, shade screens, and retractable shade screens without a noncombustible housing.



- o **Note:** For large combustible items, such as hot tubs, outdoor kitchens, bars and built-ins, see the section on **Other Items**. For pergolas, gazebos, carports, garages, sheds, saunas, greenhouses, playsets, and Accessory Dwelling Units (ADUs) see the section on **Detached Structures** in both the Base and Plus-Level designation sections as requirements vary.
- o **Replacement Option:** Certain combustible items, such as wood, synthetic wicker, or plastic furniture, may be replaced with **noncombustible-framed alternatives** (e.g., cast iron, aluminum, or metal).
- o **Exceptions** – A limited number of items are permitted within the 0–5 Foot Noncombustible Zone. All **movable combustible items** (e.g., trash/recycle bins, door mats, garden hoses, propane BBQ grills, bird feeders, pet beds, kids' toys) must be relocated indoors or placed at least 30 feet away during Red Flag Warnings or extended absences. **Permanent permitted items:** TVs, speakers, pet doors, HVAC units (e.g., compressor fans), pool pumps and accessories, plastic downspout extensions, string lights, retractable shade screens with noncombustible housing (e.g., metal), solar panel battery enclosures, and irrigation valves.

2. 5–30 FOOT DEFENSIBLE SPACE

(Vegetation, Other Large Items, & Detached Structures)

The area **5 to 30 feet surrounding the home and its attachments** (e.g., decks, patios, overhead structures, stairs) is critical for **reducing fire intensity and slowing fire spread**. This zone must be **created and maintained** with proper **horizontal and vertical separation** of vegetation, structures, and other combustible materials.

Think of this zone as a “fuel reduction zone” designed to limit fire spread toward the home.

The **5–30 Foot Defensible Space Zone** is measured **horizontally** beginning 5 feet from the home’s exterior walls and, if present, 5 feet from the **outermost posts** of an attached deck or overhead structure, extending **outward to 30 feet or to the property line**, whichever is closer.



2A. VEGETATION

5-30 FT - TREE SPACING:

- **6 FT VERTICAL CLEARANCE** – Regularly prune branches to a minimum height of **6 feet** above the ground, or **1/3 of the tree height** if the tree is shorter than **18 feet**.
- **10 FT HORIZONTAL CLEARANCE** - Maintain at least **10 feet of horizontal clearance** between the edges of adjacent tree canopies and at least **10 feet of clearance** from chimneys or stovepipe outlets. You may have to remove trees to accomplish this. **Privacy rows of trees are not permitted.**

5-30 FT - SHRUB SPACING:

- Ensure shrubs have proper spacing based on their **mature height**:
 - **FOLIAGE DIAMETER** – Clustered shrubs **must not exceed 10 feet in combined width** (treated as an individual shrub) and **must not form continuous rows or privacy rows**.
 - **SPACING** – Individual shrubs, bushes, and plants, or groupings must have a minimum horizontal spacing that is **twice the height of the tallest plant** from other trees, shrubs, or plants (e.g., *A 3-foot-tall shrub requires 6 feet spacing*). The maximum required horizontal spacing is **10 feet**.
- **NO SHRUBS UNDER TREES** – Must remove shrubs and plants from under larger trees.

5-30 FT - YARD MAINTENANCE:

- GRASS/DEAD VEGETATION** – Keep grass cut to **less than 4 inches**. On slopes where soil stabilization is needed, grass may be kept cut to less than 18 inches. Remove **all dead or dying vegetation** (e.g., grass, weeds, plants, shrubs, trees, logs, stumps, branches, leaves, and pine needles).
- FIREWOOD STORAGE** – Firewood and wood piles must be stored **at least 30 feet from the home**, unless stored in an **approved accessory structure** (see *Detached Structures* section). Fire-retardant tarps are not permitted.

2B. OTHER LARGE ITEMS

❑ 10-30 FT - LIQUID PROPANE GAS (LPG) & FUEL TANKS:

If present, must meet one of the following requirements:

- **Option 1:** Placed **at least 30 feet** from the home, **OR**
- **Option 2:** Placed **at least 10 feet** from the home with the following minimum clearance:
 - **Within 0-10 Feet (Under and Around Tank):** Maintain 10 feet of noncombustible clearance to bare mineral soil by removing vegetation, groundcover, and all combustible items (e.g., fences).
 - **Permitted materials:** Noncombustible hardscape (e.g., gravel, pavers, river rock, decomposed granite, steppingstones, concrete).
 - **Exception:** Healthy, mature trees may remain but must be pruned at least 6 feet above the tank.
 - **Within 10-20 Feet (Around Tank):** Extend clearance an additional 10 feet by:
 - Cutting grass to less than 4 inches; removing plants, shrubs, bushes, small trees and dead vegetation (e.g., limbs, logs, and stumps).
 - **Exception:** Healthy, mature trees may remain but must be pruned at least 6 feet above the tank.

❑ 10-30 FT - HOT TUBS:

If present, hot tubs must meet the following requirements:

- **Placement:**
 - Must be at least **10 feet** from the home's exterior walls and other large combustible items.
 - Not permitted under a combustible overhead structure (e.g., covered porch, pergola, gazebo).
- **Installation Surface:**
 - If placed on a **combustible deck** (e.g., wood, composite), deck boards directly beneath the hot tub must be replaced with a noncombustible material, extending at least 2 feet around it.
 - If placed on a **noncombustible patio** (e.g., concrete, pavers), a 0-5 Foot Noncombustible Zone must be maintained around the hot tub.

❑ 0-30 FT - OUTDOOR KITCHENS, BARS, & BUILT-INS:

If present, these items must meet the following requirements:

- Must be built entirely of noncombustible materials (e.g., stone, metal).
- If attached to the home, at least 6 vertical inches of noncombustible material must be applied to the wall (e.g., backsplash or siding) directly above any horizontal surface.

❑ 5-30 FT - COMBUSTIBLE WATER STORAGE TANKS:

If present, must meet the following requirements:

- Must be at least 5 feet from the home's exterior walls and other large combustibles. **Exception:** Multiple tanks may be placed within 5 feet of each other.
- Not permitted under an overhead structure (e.g., covered porch, pergola, or gazebo).
- Must have a 0-5 Foot Noncombustible Zone underneath and surrounding combustible water storage tanks.



2C. DETACHED STRUCTURES

❑ 10-30 FT - DETACHED STRUCTURES:

If present, all detached accessory structures larger than 15 square feet **within 30 feet of the home** (e.g., pergolas, gazebos, carports, garages, sheds, saunas, greenhouses, playsets and Accessory Dwelling Units (ADUs)) **must meet the same requirements as the home:**

- **Placement:** Freestanding, detached structures must be at least **10 feet** from the home, attachments (e.g., deck), and each other. **Limit to three** total structures. **Exception:** Fully noncombustible metal pergolas and attached pergolas have no setback requirement.
- **Roof Covering:**
 - **Pergola:** Combustible roof slats (e.g., wood, vinyl) must be removed to ensure **no more than 15% coverage** of the total surface area.
 - **Solid Covered Structure:** Must have a **solid Class A fire-rated roof covering** (e.g., asphalt shingles, concrete/clay tile, slate, metal). **Note:** Wood roofs, plastic corrugated panels, and fabric shades are not permitted.
- **0-5 FT Noncombustible Zone:** Each structure must have its own 0-5 Foot noncombustible zone, that does not overlap with others.
- **6-Inch Base Wall Material:** Ensure 6 vertical inches of noncombustible material at the base of structures and posts.

Pergola Mitigation Tip:

2x boards (e.g., 2x4 or 2x6 installed on the 2x side) should be spaced 1-foot apart.

Mitigation Tips:

- Elevated shed on blocks: enclose the area underneath using noncombustible material (e.g., 1/8-inch corrosion-resistant metal mesh, stone or concrete blocks, brick).
- For a combustible wood playset, apply noncombustible material (e.g., metal flashing) at the base of posts.
- **Additionally, for Open Structures (e.g., carports & garages):** Do not store combustible items inside. If interior walls have exposed combustible material (e.g., wood), the structure must be enclosed.

BASE LEVEL: BUILDING FEATURE REQUIREMENTS



3. ROOF COVER

- ROOF MATERIAL:** Home must have a **Class A fire-rated roof** covering, such as asphalt shingles, concrete/clay tile, slate, or metal. Barrel tile and corrugated metal that has an open gap **must include noncombustible bird stops** at the edges to prevent ember intrusion and debris ignition. Note: Wood roofs and plastic corrugated panels are not permitted.
- ROOF DEBRIS:** Must regularly clear the roof of all vegetative debris.




5. VENTS

- VENTS:** Must have either flame- and ember-resistant vents installed with proper sealants, or existing vents covered with 1/8-inch or finer corrosion-resistant metal mesh for the following: Note: Plumbing vents are excluded.
 - ROOF VENTS** (Ridge, Off-Ridge, Through Roof)
 - ATTIC GABLE END VENTS** (Gable end vent on the side of home)
 - ATTIC EAVE/SOFFIT VENTS** (Underneath overhanging eaves, vent within the open eave or soffit)
 - UNDER-HOME VENTS** (Foundation, Crawl Space)
- FORCED EXHAUST AIR VENT (Dryer or Central Vacuum):** Ensure your vent has **functional louvers or a flap** to reduce ember entry and keep clear of lint. Do not use metal mesh on dryer vents, as it may trap lint and obstruct airflow, creating a fire hazard.




4. GUTTERS & DOWNSPOUTS

- GUTTER MATERIAL:** If present, gutters and downspouts **must be noncombustible** (e.g., metal). Plastic downspout extensions are permitted for diverting water away from the foundation.
- GUTTER DEBRIS:** If present, clear all vegetative debris from gutters and downspouts.



6. 6-INCH VERTICAL NONCOMBUSTIBLE WALL COVERING CLEARANCE

- 6-INCH NONCOMBUSTIBLE SIDING:** Exterior walls must have at least **6 vertical inches** of noncombustible siding applied at ground-level and above any attached horizontal surface (e.g., deck or patio). Acceptable noncombustible siding materials include exposed concrete foundation, fiber-cement siding, brick, stone, stucco, or metal flashing.
Note: This requirement also applies to the bottom of combustible deck posts.



7. ATTACHED PATIOS, DECKS, AND OVERHEAD STRUCTURES

(e.g., covered porches, pergolas, carports and gazebos)

Attached patios, decks, stairs, and overhead structures are considered part of the building footprint and must meet all the following requirements:

Note: Detached decks and overhead structures within 30 feet of the home must also comply with these requirements.



7C. ADDITIONAL STRUCTURES

- ❑ **ATTACHED OVERHEAD STRUCTURES** (e.g., covered porches, pergolas, carports, gazebos)
 - **Placement:**
 - A completely noncombustible overhead structure (e.g., metal pergola or carport) is permitted without a setback.
 - If freestanding, a detached overhead structure on a deck must be **at least 10 feet** from all exterior walls of the home. See *Detached Structures* section.

Pergola Mitigation Tip:

2x boards (e.g., 2x4 or 2x6 installed on the 2x side) should be spaced 1-foot apart.

7A. AROUND THE STRUCTURE

- ❑ **DECK – 0–5 FT NONCOMBUSTIBLE ZONE:** Each structure must have its own 0–5 Foot Noncombustible Zone, measured from the outermost posts. **Exception:** A fully noncombustible patio surface (e.g., concrete slab, pavers) with no cover, or with a fully noncombustible pergola (e.g., metal), does not require a 0–5 Foot Noncombustible Zone around it.

7B. TOP OF WALKING SURFACES

- ❑ **TOP DECK - VEGETATION:** Must be clear of vegetative debris, planter boxes, and climbing vines, with no woody vegetation (e.g., plants, shrubs, bushes, or trees). **Exception:** Up to 10 small noncombustible potted plants (e.g., clay, ceramic) are permitted, provided each plant, including the pot, is less than 36 inches in height and width and can be easily moved indoors during Red Flag Warnings or extended absences.
- ❑ **TOP DECK - FURNITURE:** All combustible furniture (e.g., wood, composite wicker, plastic) must be removed or replaced with noncombustible-framed alternatives (e.g., cast iron, aluminum, metal). This includes hanging chairs, rocking/lounge chairs, swinging benches, picnic benches, tables, chairs, and sectional furniture with ottomans. **Exception:** A limited number of combustible items (e.g., chair cushions) that can quickly be moved are permitted but must be relocated indoors during Red Flag Warnings or extended absences.
- ❑ **TOP DECK - COMBUSTIBLE ITEMS:** Remove all combustible items from within 5 feet of the home, including but not limited to firewood, large area rugs, combustible privacy dividers, plastic rain barrels, wine barrels, wood planters, sheds, saunas, storage containers, and shade screens. **Exceptions:** A limited number of items are permitted on a deck. All movable combustible items (e.g., trash/recycle bins, door mats, garden hoses, propane BBQ grills, pet beds, kids' toys) must be relocated indoors or placed at least 30 feet away during Red Flag Warnings or extended absences. **Permanent permitted items:** TVs, speakers, pet doors, HVAC units (e.g., compressor fans), pool pumps and accessories, plastic downspout extensions, retractable shade screens with noncombustible housing (e.g., metal), solar panel battery enclosures, and irrigation valves.

- **Roof Covering:**
 - **Attached Pergolas:** Combustible roof slats (e.g., wood, vinyl) must be removed to ensure no more than 15% coverage of the total surface area.
 - **Attached Covered Porch:** Must have a **solid Class A fire-rated roof covering** (e.g., asphalt shingles, concrete/clay tile, slate, metal). **Note:** Wood roofs, plastic corrugated panels, and fabric shades are not permitted.
- **6-Inch Base Wall Material:** Any combustible home siding and structure posts above the deck (e.g., wood, vinyl) must have at least 6 vertical inches of noncombustible wall covering (e.g., metal flashing, fiber-cement, masonry veneer, stucco) at the base.
- **Combustible Items:** Structures must be free from any combustible items (e.g., hanging vegetation, curtains/drapes, combustible furniture, shade screens, stored items). **Exception:** Shade screens that fully retract into noncombustible housing are permitted.
- **Additionally, for Attached Open Structures (e.g., carports & garages):** Do not store combustible items inside. If interior walls have exposed combustible material (e.g., wood), the structure must be enclosed.

7D. UNDERNEATH AN ELEVATED DECK

- ❑ **UNDERDECK STORAGE:** Must remove all stored items from beneath the deck (e.g., firewood, lumber, outdoor equipment, tools, kayaks). **Exception:** An open outdoor living area under the deck is permitted but must meet the same requirements addressed in the *Top of Walking Surfaces* section.
- ❑ **UNDERDECK VEGETATION/ GROUND COVER:** Must remove all vegetation and groundcover (e.g., grass, weeds, shrubs, plants, exposed weed cloth, artificial turf, mulch) under and around the deck and stairs. Only noncombustible hardscape (e.g., bare soil, gravel, pavers, river rock, DG, concrete) is permitted.
- ❑ **UNDERDECK 6-INCH VERTICAL FOR POSTS & LATTICE:** All combustible deck posts, supporting walls, and stairs must have **at least 6 inches** of noncombustible material (e.g., metal flashing, fiber-cement, masonry veneer, stucco) at the base. For combustible lattice (e.g., wood, vinyl), either remove the bottom 6 inches or replace it with noncombustible material. *If metal mesh is used, it must be installed on the outside of the lattice. This enclosure helps reduce debris accumulation and limit ember intrusion beneath the deck.*
- ❑ **UNDERDECK ENCLOSE DECKS 4 FEET OR LESS:** If the height from the walking surface to the ground is 4 feet or less, the outer edge of the deck from the walking surface must be enclosed with 1/8-inch corrosion-resistant metal mesh. **Note:** Where metal mesh is installed, it must be placed on the outside of the lattice. This enclosure is required to reduce debris accumulation and limit ember intrusion beneath the deck.





Plus-Level Designation Requirements

The **PLUS DESIGNATION** builds on the Base level, which is designed for ember defense, and is often achieved through new construction or exterior renovations. It provides stronger **protection against radiant heat and direct flame contact** by adding enhanced building features and stricter defensible space requirements within the first 30 feet of the home.

To earn a **PLUS DESIGNATION**, the home must meet all Base requirements, and **all** additional Plus level requirements listed below.

PLUS LEVEL: BUILDING FEATURE REQUIREMENTS

1. ROOF EAVES & SOFFITS

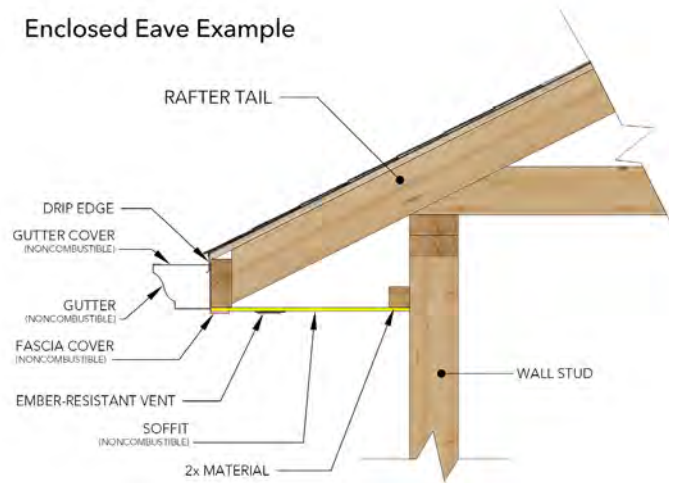
PLUS – ENCLOSE EAVES:

To meet the Plus level, enclose or protect the exposed underside of eaves using noncombustible soffit materials such as fiber-cement, stucco, or 2-inch nominal dimension lumber.

Note: When installing soffit vents for proper attic ventilation in the enclosed eaves, ensure they are flame- and ember-resistant or covered with corrosion-resistant 1/8-inch metal mesh screen (3.18 mm or 0.125-inch open size).



Enclosed Eave Example



2. SKYLIGHTS

PLUS – SKYLIGHTS:

To meet the Plus level, replace plastic dome skylights with **flat, multipaned, tempered glass skylights**. If operable, skylights must be protected by 1/8-inch metal mesh screen.



3. GUTTERS

PLUS – GUTTER COVER:

If **noncombustible** gutters and downspouts are present, as required for the Base level, gutters must also be **covered with noncombustible gutter guards** (or metal leaf guards) to prevent accumulation of vegetative debris.



4. FORCED EXHAUST VENTS

- ❑ **PLUS – FORCED EXHAUST VENT MATERIAL (Dryer or Central Vacuum):**
In addition to having a **functional louver or flap** for forced exhaust air vents as required for the Base level requirements, vents must also be made of **noncombustible material** (e.g., metal).



5. EXTERIOR WINDOWS

- ❑ **PLUS – WINDOWS:**
To meet the Plus level, all exterior windows must have at least **two panes of tempered glass** (with visible corner etching on both) or glass blocks.



6. EXTERIOR DOORS

- ❑ **PLUS – EXTERIOR DOORS:**
To meet the Plus level, exterior doors must be made of noncombustible material or solid-core wood at least 1¾ inches (44 mm) thick, with a noncombustible threshold. If the door includes glass, it must have two panes of tempered glass. Alternatively, a **noncombustible storm door** can be installed over the existing door.



7. EXTERIOR WALL COVERING


- ❑ **PLUS – SIDING MATERIAL:**
To meet the **Plus** level, **all exterior wall coverings (siding) must be made of noncombustible material** (e.g., brick, concrete, fiber-cement, masonry veneer, metal, or stucco). This is in addition to the **Base** requirement of having 6 vertical inches of noncombustible material at the base of exterior walls.

Note: This requirement goes beyond typical building code standards. **Combustible and ignition-resistant siding materials**—including vinyl, wood lap/shake/shingle, engineered wood, or any other wood-based siding (even if treated with ignition-resistant coatings)—**are not permitted by construction or assembly.**

- ❑ **PLUS – SHUTTER MATERIAL:**
If present, all shutters (e.g., decorative and operable) must be made of noncombustible material.

8. 0-30 FT DECKS/PATIOS (ATTACHED OR DETACHED WITHIN 30 FEET)

- ❑ **PLUS – 0-30 FT NONCOMBUSTIBLE DECKS:**
If present, decks and patios must meet **one** of the following requirements:
 - **Option 1: NEW DECK CONSTRUCTION:** To meet the Plus level, **all** components must be made entirely of noncombustible materials (e.g., steel joists, lightweight concrete, tile, stone, pavers, brick, aluminum) and have a solid (no gaps) walking surface.



- **Option 2: RETROFIT EXISTING DECK:** To meet the Plus level, **all** the following requirements must be met when retrofitting an existing deck:
 - The **0-5 Foot Noncombustible Zone** must surround the deck and stairs.
 - **Deck Walking Surface:** Replace walking surface with solid (no gaps), noncombustible material (see examples above).
 - **Deck Railings:** Use noncombustible railings within the first 5 feet attached to the home.
 - **Deck 6-inch Vertical:** Apply 6 vertical inches of noncombustible material (e.g., metal flashing or fiber-cement board) at the base of all combustible posts and stairs.
 - **Decks 4 Feet or Less Above Ground (Measured from the Walking Surface):**
 - Must be enclosed underneath to protect the wood substructure, per Base level requirements.
 - Additionally, **stairs attached to a deck** must meet one of the following:
 - **Option 1: Stairs Less than 4 Feet Wide**
 - Replace stair treads with solid (no gaps), noncombustible material.
 - If stairs have closed risers above the treads, they must also be solid (no gaps) and made of noncombustible material.
 - **Option 2: Stairs More Than 4 Feet Wide**
 - Stairs must be fully enclosed.
 - Treads and risers must be solid (no gaps), noncombustible material.
 - The area underneath the stairs must be enclosed with noncombustible, corrosion-resistant 1/8-inch metal mesh.

PLUS LEVEL: DEFENSIBLE SPACE REQUIREMENTS



9. DETACHED STRUCTURES

PLUS – 0-30 FT: NO STRUCTURES WITHIN 30 FEET:

To meet the Plus level, spacing requirements are more stringent than the Base level. You must completely remove or relocate all structures (e.g., sheds, pergolas, playsets, detached carports, garages, ADUs) so they are at least 30 feet away from your home.



10. NO BACK-TO-BACK COMBUSTIBLE FENCING WITHIN 30 FEET

PLUS – 5-30 FT: BACK-TO-BACK FENCING:

To meet the Plus level, in addition to requiring only noncombustible fencing within 5 feet of the home as part of the Base level, combustible fences that are parallel (back-to-back) and closer than 5 feet apart within 5-30 feet of the home, must be removed or modified by replacing one fence with a noncombustible option. You may need to coordinate with your neighbor to meet this requirement.



APPENDIX

DEFINITIONS AND EXAMPLES

- **Combustible** – Materials that can ignite and burn.
 - *Siding examples:* Insulated vinyl, plastic composite (polymer), vinyl, wood, wood composite.
 - *Deck examples:* Any type of wood (even if fire-resistant), composite material, vinyl, decks on a wood substructure (note: most decks have a wood joist substructure).
 - *Other examples:* Cloth, fabric, grass, wood/rubber mulch, pine needles, trash cans, plastic, propane, straw, vegetation (even if watered).
- **Noncombustible** – Made from material of which no part will ignite and burn when subjected to fire. Any material passing ASTM E136 is considered noncombustible.
 - *Siding examples:* Three-coat stucco, metal siding, fiber-cement, brick, stone.
 - *Deck examples:* Steel joist substructure, lightweight concrete, tile, stone, pavers, aluminum.
 - *Other examples:* Gravel, pavers, river rocks, decomposed granite (DG) base, steppingstones, concrete, metal, aluminum, iron, wrought iron.

HOME MAINTENANCE AND PREPAREDNESS

For Red Flag Warnings, Extended Absences, and Annual Reviews

To help protect your home during heightened wildfire risk such as Red Flag Warnings and extended absences, take the following steps:

- **0–5 Foot Noncombustible Zone** – Clear all vegetative debris and relocate trash/recycle bins, door mats, and other combustible items from this critical area.
- **5–30 Combustible Items** – Relocate combustible items that are typically stored outdoors to an indoor space or at least 30 feet away from the home. Examples include chair cushions, potted plants, kids' toys, pet beds, pool accessories, decorations, and BBQ grills with propane tanks.
- **Roof and Gutters** – Remove all vegetative debris (e.g., leaves or needles) from your roof and gutters.
- **Parked Items** – Move vehicles, motorcycles, trailers, boats, campers, RVs, ATVs, and similar items at least 30 feet away from the home.