

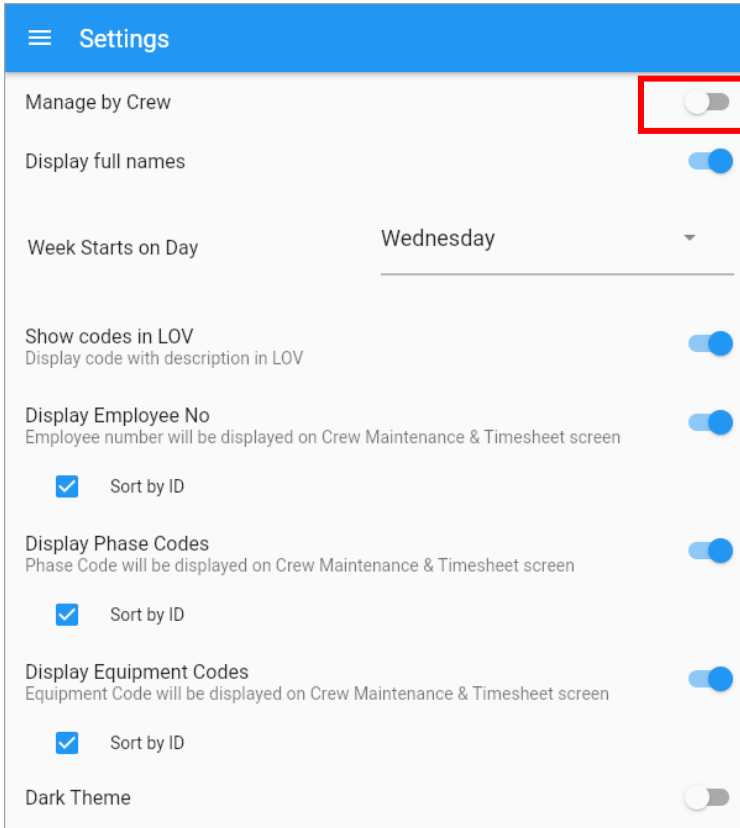


# CONSTRUCT CT SETTINGS

For the most efficient use of Construct CT, select these **Settings**.

- 1 Within **Construct CT**, click the  menu.
- 2 Click the  in the top right of the menu.
- 3 Match your **Settings** to the ones shown below.



**Settings**

Manage by Crew ☐

Display full names ☒

Week Starts on Day Wednesday

Show codes in LOV  
Display code with description in LOV ☒

Display Employee No  
Employee number will be displayed on Crew Maintenance & Timesheet screen ☒

☒ Sort by ID

Display Phase Codes  
Phase Code will be displayed on Crew Maintenance & Timesheet screen ☒

☒ Sort by ID

Display Equipment Codes  
Equipment Code will be displayed on Crew Maintenance & Timesheet screen ☒

☒ Sort by ID

Dark Theme ☐

**NOTE:** When first creating a Crew, this setting must be toggled OFF. After creating your Crew, you may want to turn this setting back on. This depends on if you are charging time for a Crew to multiple projects on one timesheet.