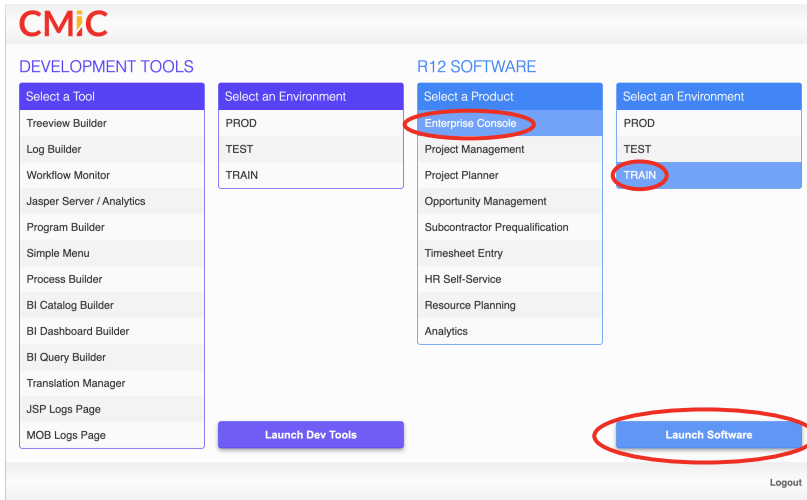


1

Navigate to the site using the following URL:

https://cmiclkeeley.cmicpaas.com/cmiclaunch/cmiclaunch_r12.html

A



2

You should see Image A. Once there, make the following selections:

- Under Select a Product, click *Enterprise Console*.
- Under Select an Environment, click *TRAIN*.

Once those selections are made, Click the *Launch Software* button.

3

You will then be asked for User ID and password (Image B). First time users should use the sign-in provided below. If you have logged in before and changed your password, use your new password instead.

User ID: First initial and last name (ex: jdoe)

Password: Keeley!2025

****See below for instructions to change password once logged in.**

B



****To update your password, follow the below steps.**

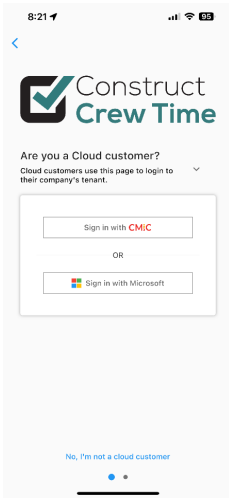
1. At the upper right of the page is a circle with your username.
2. Click on your initials and a new window will appear.
3. On the new window, click the Change Password button.
4. A new window will pop up prompting you to create a new password (Password must be at least 5 characters and contain at least 1 number).
5. Click *Process* and you will get a confirmation that your password has changed.



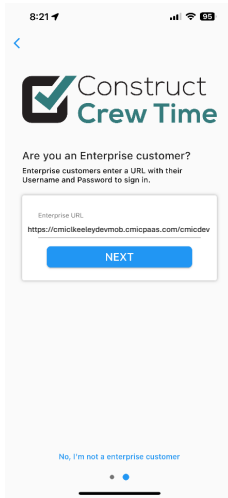
LOGIN INSTRUCTIONS: MOBILE APP

Construct Crew Time App (TRAIN Environment)

A



B




1

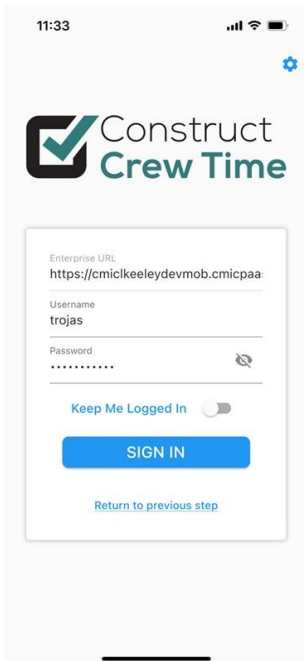
The app will first ask you if you are a Cloud Customer (Image A). Keeley users are Enterprise customers, so you will need to swipe left where you will see Image B. This is where you will enter the link to the proper environment.

Use the below link:

<https://cmickeeleydevmob.cmicpaas.com/cmicttrain>



C



2

You will then be asked for User ID and password (Image C). First time users should use the sign-in provided below. If you have logged in before and changed your password, use your new password instead.

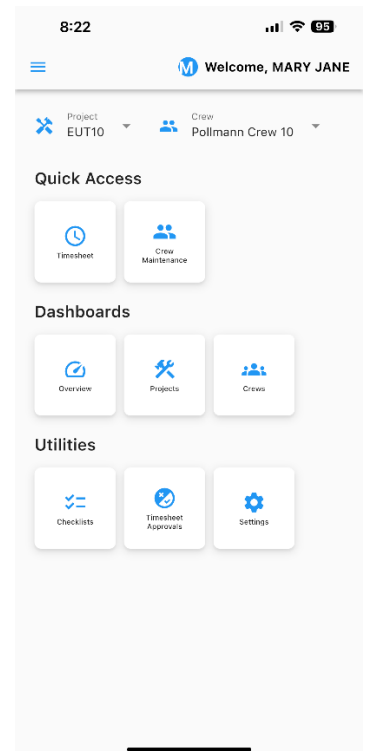
User ID: First initial and last name (ex: jdoe)

Password: Keeley!2025

****See below for instructions to change your password once logged in.**

3

Once logged in, you should see a screen similar to Image D below. This means you're in!



D

****To update your password, follow the below steps.**

1. At the upper right of the page is a circle with your username.
2. Click on your initials and a new window will appear.
3. On the new window, click the Change Password button.
4. A new window will pop up prompting you to create a new password (Password must be at least 5 characters and contain at least 1 number).
5. Click *Process* and you will get a confirmation that your password has changed.