



89th

St. Clair County

A-H & Youth Fair

July 20-25, 2026

Goodells County Park



# Table of Contents

Admissions	7	Livestock Exhibitor Conduct	53
Adult Exhibit Rules & Adult Classes	106-118	Livestock Retag Policy	53
Animal Science	18	Livestock Rules & Regulations	51
Archery & Bow Safety	34-35	Livestock Sale Rules & Buyers	68-70
Arts	39	Llamas & Alpacas	65
Beautify the Fairgrounds	100	Passport to Understanding	45
Beef	57	Performing Arts	17
Billboard Contest	101	Pet Parade	105
Cake Decorating	47	Photography	44
Cats	79	Pocket Pets	78
Clover Sprouts	11-12	Poultry	71-73
Collections	43	Premiums	10
Council Members (4-H)	98	Prospect Beef	58
Crafts	40	Public Speaking & Demonstration	16
Creative Writing	15	Rabbits	74-77
Crops	20	Red Tag Policy	56
Dairy	60	Release & Authorization for Photos	4
Dogs	80-83	Ribbon Guidelines	10
Environmental & Outdoor Education	26	Rules & Regulations for Exhibitors	9
Exhibitor of the Year	103	Safety	28
Fair Board Directors	3	Scarecrows	21
Fair Camping	119	Science & Technology	19
Fair Code of Conduct	8	Scrapbooking & Paper Crafts	41
Fair Court	99	Set Up & Check in Times	4
Farm Equipment Maneuvering	27	Sewing & Needlework	24
Fiber	25	Sheep (Meat Breeds)	63
Flower Gardening	23	Shooting Sports	30-33
Folk Patterns & Heritage	37	Special 4-H Exploration	14
Food Preparation	48-49	Sponsors	5-7
Food Preservation	46	Sweepstakes Showmanship	104
Goats	66-67	Swine	61-62
Grievances	55	Teen Leadership	13
Holiday Decorations	42	Trash Barrel	102
Home & Family Development	38	Trophy Guidelines	10
Horse & Pony	84-89	Veal	59
Horse Judging Schedule	92-97	Vegetables	22
Hunting & Wildlife	29	Walking Fleece (Wool Breeds)	64
Livestock Buyers	68-70	Wholesale Meat Assurance	56
Livestock Care Agreement	54	Winter Achievement	50
Livestock Dress Code	53	Woodworking	36
Livestock Drug Authorization	55		

# Fair Board Directors

The county fair doesn't just happen, it takes an amazing team working year-round. Monthly Fair Board meetings are held the 2<sup>nd</sup> Monday of each month at Goodells County Park and everyone is welcome. The Fair Board is made up of 18 dedicated volunteer directors who donate their time and talents to make the fair a success year after year. Directors are elected to three-year terms and roll up their sleeves and serve on committees that handle everything from planning and infrastructure to service that keep the fair running smoothly.

## President

Rob Usakowski - 2027  
810-637-1537  
rob.usakowski@gmail.com

Kent Renn - 2026  
810-751-7442  
krenn567@gmail.com

Lindsey Uppleger - 2028  
810-305-1026  
luppleger@yahoo.com

## Vice President

Tom Vincent - 2026  
586-703-4401  
tomvincent@tifs.com

Rick Ruemenapp - 2027  
586-321-7808  
rickruemenapp@yahoo.com

Kylie Veldman - 2028  
810-304-2811  
kylieveldman@gmail.com

## Secretary

Chris Ruemenapp - 2028  
586-321-5017  
caruemenapp@gmail.com

Jake Sieloff - 2026  
586-879-7577  
sieloffjl@gmail.com

Robin Vigneron - 2026  
810-278-6272  
rusticrootsmi@gmail.com

## Co-Treasurer

Mike Tomasek - 2027  
810-335-0149  
mgtomasek@hotmail.com

Kevin Smith - 2026  
810-841-8859  
ksmith@wirtzusa.com

Tim Warchuck - 2028  
810-990-9229  
warchucktimothy@gmail.com

## Co-Treasurer

Colleen Provost - 2027  
810-941-8372  
colmfpro15@gmail.com

Linda Taylor - 2028  
810-824-0046  
taylorhزل@aol.com

Donna Wojtysiak - 2028  
810-543-5355  
donnaschickens@icloud.com

Bernie Dudek - 2026  
810-488-0361  
bernie6262@gmail.com

Liz Pennazoli - 2027  
810-278-2037  
mpennazoli@gmail.com

Alan Thueme - 2027  
586-855-0960  
athueme@yahoo.com

## Fair Office

Linea Burch  
810-364-9100  
st.clairco4hfair@gmail.com



# Set Up/Check In/Check Out Times for Projects

Species	Set Up Time	Check in Time (with animal)	Check Out Time
Beef	Friday 6-8:30 p.m.	Sunday between 12 & 4 p.m.	Saturday at 9 p.m.
Dairy	Friday 6-8:30 p.m.	Sunday between 1-6 p.m. or Monday 8-11 a.m.	Saturday at 9 p.m.
Dogs	Thursday at 6:30 p.m.	Saturday at 7:30 a.m.	End of Dog Show
Goats	Friday 6-8:30 p.m.	Sunday between 1-5 p.m. Market Goats 1-3 p.m.	Saturday at 9 p.m.
Horses	Friday at 6 p.m.	Sunday between 4-8 p.m.	See Horse Section
Livestock Sale	Thursday at 10 a.m.		
Llamas/Alpacas	Friday 6-8:30 p.m.	Sunday between 1-6 p.m.	Saturday at 9 p.m.
Poultry/Pigeons	Friday at 6:30 p.m.	Sunday between 1-3 p.m.	Sunday at 8 a.m.
Prospect Beef	Friday 6-8:30 p.m.	Sunday between 12-4 p.m.	Saturday at 9 p.m.
Rabbits	Friday at 5:30 p.m.	Sunday between 2-5 p.m.	Sunday 8-9:30 a.m.
Sheep	Friday 6-8:30 p.m.	Sunday between 12-3 p.m.	Saturday at 9 p.m.
Still Exhibit Building	Friday at 6:00 p.m.	Check individual project areas	Saturday 7-8 p.m. or Sunday 8-9 a.m.
Swine	Friday 6-8:30 p.m.	Tuesday between 7-10 a.m.	Saturday at 9 p.m.
Veal	Friday 6-8:30 p.m.	Sunday between 12-4 p.m.	Saturday at 9 p.m.
Walking Fleece	Friday 6-8:30 p.m.	Sunday between 1-5 p.m.	Saturday at 9 p.m.

If you are unable to bring your project animals/projects within these hours, contact your superintendent no later than July 15.

**ALL EXHIBITORS ARE ADVISED TO THOROUGHLY READ THE FAIR RULES AND REGULATIONS, FAIR CODE OF CONDUCT, LIVESTOCK RULES & REGULATIONS AND LIVESTOCK EXHIBITOR CONDUCT.**

Judging Schedule Posted on the Fair Website  
[www.stclaircounty4hfair.org](http://www.stclaircounty4hfair.org)



## RELEASE & AUTHORIZATION FOR PHOTOGRAPHS

By completing the online entry process, or purchasing an admission pass, or entering the gates of the St. Clair County 4-H & Youth Fair you are authorizing the employees, volunteers or agents to use and publish any photographs that you may appear in or provide to The Society in print or electronically in conjunction with the St. Clair County 4-H & Youth Fair.

Further, all rights are waived to inspect or approve the use of photographs taken at the St. Clair County 4-H & Youth Fair.

Further, upon entry to the St. Clair County 4-H & Youth Fair you are releasing and holding harmless all employees, volunteers and agents from any liability whatsoever by virtue of the taking of the photographs and their use by The Society.

If you have questions regarding Still Exhibit Building Set up, please contact Kim Tomasek at 810-335-9002 or Megan Klemmer at 810-334-2249 or [metomasek@live.com](mailto:metomasek@live.com)

The St. Clair County Agricultural Society wishes to extend a

**THANK  
YOU**

The 2025 Sponsors of the Fair and the local 4-H Leaders  
Their support makes this Fair a Success!

We appreciate the assistance and cooperation provided by the following:

**GRAND CHAMPION SPONSORS**

AIS Equipment  
Anonymous  
Barrett's Well Drilling & Repair  
Casco Rent All  
College Hunks Hauling Junk  
DTE  
Francek Water Conditioning  
Jeff's Rubbish  
Jeremy's Automotive Performance  
K/E Electric  
Lakeside Pediatric Dentistry  
Long's Propane Gas  
MacAllister Rentals  
Motor City Electric Co.  
Richmond New Holland  
Robert Clancy Contracting  
Sunbelt Rentals  
Tri County Equipment  
USA Towing & Recovery

**BEST OF CLASS SPONSORS**

Adair Grain & Feed Co.  
AllPhase - Livonia  
Delude Construction  
DieTech Tool & Manufacturing, Inc.  
Eastern Michigan Bank  
Grace Performance  
Jaime Greene  
Marshall E. Campbell  
St. Clair County Library System  
Xtreme Powerline Construction  
Zach Eagen State Farm

**RESERVE CHAMPION SPONSORS**

Alex & Sons Complete Tree Service  
Bechler Family Concessions  
Bertossi Bulldozing  
Clarus Lighting & Controls  
Krown Rust Control - St. Clair  
Parsch Oil & Propane  
Pregis  
Rossell's Farm & Garden Supply

**HONORABLE MENTION SPONSORS**

Barnyard Pet Sitting  
Bolday Dairy Farm  
BLB Engraving  
Family Farm & Home  
Four Seasons Pet Resort  
Imlay City Ford/CDJR  
In Memory of Tommy Priemer  
Jeff Genaw - State Farm Insurance  
Killer Bunny Nails  
Metro Electric  
Pat's Auto Repair, Inc.  
Preston Chiropractic, PLLC  
Prostaff Physical Therapy  
PRi4  
R & R Fireworks  
Sawmill Creek  
Scholz Auto & Truck Salvage  
Superior Motorsports  
Thueme Farms  
Tom Vincent  
Varty Excavating  
Vogelsberg Grain VHGC, Inc.  
Yale Bakery  
Yale Steel

The 2025 Sponsors of the Fair and the local 4-H Leaders  
Their support makes this Fair a Success!  
We appreciate the assistance and cooperation provided by the following:

### **BLUE RIBBON SPONSORS**

A.C.R.E. Contracting  
Active Tree Experts  
Always in My Heart Counseling Services, PLLC  
Blue Water Parent  
Caleb's Creations Lawn Maintenance  
Cliff's Horseshoeing  
Colony Insulation  
Connor Weston  
Farm Bureau Insurance - Strunk Agency  
Farm Bureau Insurance - Windy-Carr Agency  
Favell Home Solutions  
Gilbert Chiropractic  
Goodells Mini Storage  
GreenStone Farm Credit Services  
Hi-Tech Systems Services  
Huron Heavy Equipment Repair  
Landmark Academy  
Marlin Building Co.  
M. Nolan Farms  
Port Huron Family Care, PLLC  
Ray Electric Supply  
RJL & Son Farm  
Rustic Ramblers - The Pantry Project  
Schultz Family McDonald's  
Schultz Tree Removal Service  
Sign Gypsies Blue Water  
Springfield Pet Resort  
St. Clair Kennel Club  
Sulkowski Seeds  
Vigneron Creek Farms  
Vinckier Foods - Kimball  
WA Herford & Sons  
Wirtz Manufacturing Co., Inc.

### **TROPHY SPONSORS**

Bang Switch Firearms Training  
Becca Graebert  
Bedrock Kitchen & Bath  
Bluewater Boiler & Mechanical, Inc.  
Blue Water Sportsman's Association  
Bob & Lou Anne Blumerich

### **TROPHY SPONSORS**

Bolday Dairy Farm  
Brown City Elevator  
Carl's Septic Services, LLC  
Carl & Mary Vermeesch  
Catherine Polsinelli  
Cathy Fielitz  
Champion Physical Therapy  
Clover Kids 4-H Club  
Creating a Little Bit of Sunshine  
C. Roy, Inc.  
Cutler's Poultry & Beekeeping Supply  
Dale & Jackie Avery  
Donald & Diana Dove  
Dr. Jill Gillhooley  
Eastern Michigan Bank  
Emmett Lions Club  
Fox's Lawn Care  
Georgene Bender  
Gill's Electric  
Greenia's Outdoor Power  
Greg & Jennifer Dazer  
Gleason Butler Sharpe VFW Post 5585  
Auxiliary  
Heitz Chiropractic  
In Memory of John Preston, Jr.  
In Memory of Mike Swinson  
Jaskolski Farms  
Jet's Pizza, Mike Morris  
Kaul Funeral Home  
Kent Renn  
Krause Veterinary Clinic  
Larry Marshke on behalf of Flat Rock Bagging  
Lavender Creek Farm, LLC, Jim & Jan Vincent  
Law Officers of Tim Wegmeyer  
Linda Baker  
Lynn Island Farms  
Martha Smith  
Mary Gillman  
Marysville Tire & Auto  
McCann Family

The 2025 Sponsors of the Fair and the local 4-H Leaders  
Their support makes this Fair a Success!

We appreciate the assistance and cooperation provided by the following:

### TROPHY SPONSORS

Mr. and Mrs. Dave Volkman  
Mr. and Mrs. David Murphy  
Mr. and Mrs. Douglas Wendland  
Mr. and Mrs. Edward Taylor  
Mr. and Mrs. Jeff Jordan  
Mr. and Mrs. Mike Fusee  
Mr. and Mrs. Thomas Whitenight  
Neiman's Family Market  
Peggy Gregg  
Perch Point Conservation Club  
Pine River Sportsman's Club  
Professional Counseling Center  
Robert Fielitz  
Rosseel's Farm Machinery  
Rowley Dairy, LLC  
Riverview Veterinary Center

### TROPHY SPONSORS

Rimrock Acres 4-H Club  
Saelens & Schultz West Texas Properties  
Scott & Carol Watson  
Sovey Family  
St. Clair County 4-H Council  
St. Clair County Sharpshooters 4-H Club  
St. Clair Kennel Club  
Superior Heating & Cooling  
Ted's Coney Island  
Todd & Dawn Keuning  
The Rodriguez Family  
Tri County Equipment  
UHY, LLC  
Wadhams Equipment  
Winn Heritage Farms  
Yale Hardware  
Zach Eagen State Farm



## Admissions

Admission is \$12/per person. Children 8 and under are always free.

OR, purchase a weekly admission pass for \$70. Each weekly admission pass admits one car and all occupants for full week of fair (if purchased on or before July 1).

OR, purchase a weekly admission pass for \$80. Each weekly admission pass admits one car and all occupants for full week of fair (if purchased between July 2-July 19).

OR, purchase a weekly admission pass for \$90, if purchased at the entrance gate July 20-25. Admits vehicle and all occupants of vehicle for full week of fair.

OR, purchase a daily admission for \$35 at the gate (July 20-25) during the fair. Each daily admission admits one car and all occupants on the date purchased.

Weekly admission pass can be purchased ahead by mail or online. Note: Request by mail must be in our office by July 1. Send \$70 (make checks payable to SCCAS and send self-addressed stamped envelope to S.C.C.A.S., P.O. Box 325, Marysville, MI 48040.

WEEKLY ADMISSION PASSES ARE NON-TRANSFERABLE FROM VEHICLE TO VEHICLE. REMOVAL FROM VEHICLE VOIDS ADMISSION. ADMISSIONS MAY BE PURCHASED ONLINE AT [www.stclaircounty4hfair.org](http://www.stclaircounty4hfair.org)

# Fair Code of Conduct

Anyone participating in a 4-H activity caught in the act of theft or vandalism, or caught with illegal drugs, alcohol or under the influence of, who is involved in such act as unsportsmanlike conduct, foul language or animal abuse, may be dismissed from Goodells County Park. Premium monies will be forfeited if exhibiting and if it is determined by the Fair, 4-H Staff, leaders, or persons in charge of the activity that the offense warrants it, the offender may be turned over to the proper authorities.

Participation in the fair is subject to the observance of the fair rules and regulations. Determination of disciplinary action shall be done with input from the volunteers, fair staff, S.C.C. Agricultural Society Board of Directors, superintendents, etc. overseeing the program or activity.

Final decisions about discipline will be made by the St. Clair County Agricultural Society Board of Directors.

A. Exhibitors/Parents/Guardians will show respect for and cooperate with fellow parents, leaders, exhibitors, fair staff and volunteers.

b. Follow fair rules and regulations when participating in the St. Clair County 4-H & Youth Fair

c. Under no circumstances commit or threaten violence towards any individual or group.

d. Under no circumstances possess, sell or consume alcohol or possess, sell or use controlled substances at the St. Clair County 4-H & Youth Fair.

e. Under no circumstances bring dangerous or unauthorized materials (such as explosives, weapons or similar items) to the St. Clair County 4-H & Youth Fair.

f. Abstain from harassment or bullying of another participant, parent, volunteer, fair staff member (either face-to-face interactions, through social media or other communication venues), particularly when the behavior is disrespectful as regards a person's gender, race, age, sexual orientation, religion, national origin, disability or appearance.

g. Do not cheat or falsely represent efforts related to your exhibition or participation at the fair.

h. Show the utmost in sportsmanship in a competitive environment, including but not limited to vigorously arguing with exhibitors, parents, guardian, superintendents, judges, regarding decisions made during a competition.

# Adult Open Classes

1. All general rules apply to open class exhibitors, which are adults 20 years of age or older.
2. Ribbons will be awarded for all places listed for each class unless otherwise specified.
3. Exhibitors must complete an online entry by July 1.

# Clover Sprout Classes

1. Youth between 4-H ages of 5-7 as of January 1 of the current year can enter in the fair as Clover Sprouts.
2. Livestock shown by five to seven-year olds will not be sold at auction.
3. No premiums awarded. Participation ribbons will be awarded.
4. Clover Sprout exhibitors with multiple still exhibit projects will be judged by 1 person in a very relaxed interview. All still exhibit projects will be judged at this time.
5. Parents are encouraged to be supportive; however, the interview is with the child only.
6. Projects limited to three (3) in still exhibit barn.
7. Due to lack of display space, please no larger than a half sheet of poster board for posters.
8. Collections exhibited should be by photograph exhibit only.
9. Any project record books or posters should be brought to your interview.
10. Clover Sprouts may exhibit Clover Sprout Classes in each livestock area as follows:
  - Clover Sprouts may use their own livestock (poultry, rabbits, sheep, prospect beef, veal, goats, dairy, llamas, dogs, cats, horses, walking fleece) or exhibitors may borrow livestock in those project areas in order to exhibit. Livestock cannot weigh over 600 lbs. (with exception of horse class)
  - Clover Sprouts must borrow a swine project.
  - Clover Sprouts must be accompanied in the livestock exhibition area, make up ring and show ring by a teen exhibitor, 4-H leader or parent.
  - Must sign up for Clover Sprouts online in each project area of anticipated participation (Except Still Exhibit Barn Projects which is Division 6001, Class 10). See each project guideline for project requirements, show schedule, check in times and project exhibition time.
11. Livestock classes do not count towards total number of projects exhibited in still exhibit barn.
12. Clover Sprout livestock do not have to be tagged and/or weighed in May due to their ineligibility to sell at auction.
13. Please note when signing up in each livestock project area the distinction between exhibiting and bringing an animal versus exhibiting and borrowing an animal. This is done so that project superintendents may calculate stalling requirements.

# Fair Rules & Regulations

1. Exhibitors, their family and visitors to the Fair MUST follow the guidelines set out by the Center for Disease Control, State of Michigan, MDHHS, St. Clair County Health Department, or the Fair.
2. No smoking in Goodells County Park.
3. All spectators and fair participants must wear shoes in Goodells County Park at all times.
4. All exhibitors should carry some type of liability and hospitalization insurance.
5. The Fair Board carries a general insurance policy for the fair. Exhibitors and spectators are largely responsible for their projects and self while at the fair. In the event of a problem, report to the fair office immediately and fill out an Incident Report Form.
6. Designated security agencies will enforce rules.
7. All fair superintendents have the right to dismiss any exhibitor if he/she becomes a hazard to himself/herself or other exhibitors.
8. Exhibitors not following rules may be denied participation in next year's fair.
9. Absolutely no alcoholic beverages or illicit drugs allowed in Goodells County Park or campgrounds.
10. No unauthorized solicitation in Goodells County Park.
11. No motorized vehicles, bicycles, scooters, skate boards or roller blades allowed in Goodells County Park or campgrounds.
12. No parking around barns. All deliveries to barns must be made between 11 p.m. and 9 a.m. each day. No vehicles allowed behind barns between 9 a.m. and 11 p.m. Move your vehicle to parking lot after unloading.
13. No unauthorized vehicles in Goodells County Park/campgrounds.
14. In the event of inclement weather, seek shelter at the designated areas on the park map or seek shelter outside of Goodells County Park.
15. No coffee makers/pots, microwaves, crock pots or electric kitchen appliances are to be plugged in or maintained in any barns or area surrounding barns.
16. No dogs or any other animals not affiliated with the fair allowed in the county park (including campgrounds).
17. No animals in the spectator area.
18. All animals to be tied properly. All dogs must be on a leash for dog show and pet parade.
19. 2. Still Exhibits released from barn at a time designated. Any exhibits not picked up during that designated time will be transferred to the Fair Office to be picked up by exhibitor at a time to be determined. The Fair is not responsible for the condition of projects not picked up during the designated pickup time.
21. Rules found in the Fair Book take precedence over any previous publications prior to May 1 of the current year.
22. Eligibility: To participate as a youth, exhibitors must have reached their eighth birthday as of January 1 of the current year; upper age limit is exhibitors who have reached their 19<sup>th</sup> birthday by January 1 of the current year. Fair age will be determined as of January 1 of the current year.  
if you were born in (age as of January 1):  
2017 you are 8 years old  
2016 you are 9 years old  
2015 you are 10 years old  
2014 you are 11 years old  
2013 you are 12 years old  
2012 you are 13 years old  
2011 you are 14 years old  
2010 you are 15 years old  
2009 you are 16 years old  
2008 you are 17 years old  
2007 you are 18 years old  
2006 you are 19 years old.  
Clover Sprout age is determined as of January 1 of the current year. If you were born (age as of Jan 1) in:  
2020 you are 5 years old  
2019 you are 6 years old  
2018 you are 7 years old
22. Each exhibitor must register online, complete online the Livestock Drug Form, Livestock Care Agreement, and any online Pre-Entry forms by July 1. Online entries are free and completion of that process will satisfy all requirements to submit a paper entry form and pre-entry forms in project areas. For project record books, please refer to individual project areas, along with the Livestock Rules & Regulations. The fair entry program is called ShoWorks. This entry is separate from enrolling in 4-H.
23. Exhibitors will be provided with exhibit tags.
24. Any livestock or still exhibit project that is not pre-registered may not be allowed to show. If allowed to show, failure to pre-register and/or fill out the online entries by the deadline will result in premiums not being paid and exhibit not being eligible for a championship.
25. Exhibits leaving before release time will forfeit all premiums.
26. The Society cannot be held responsible for mistakes in this book or on the website, social media, and we reserve the right to make corrections where and when they appear.

# Fair Rules & Regulations

## Continued

27. Each exhibitor will assume all risk in taking their exhibit to the fair. If exhibits are brought in before exhibit time, you must properly label your exhibit and leave in proper exhibit area. Every article or animal upon the grounds will be under control of the Society. While the Society provides precautionary measures for the protection of all exhibits and articles brought upon the grounds, it will not be responsible for loss, theft, injury or damage by fire, lightning, wind or any other act to such animal or article on exhibition or display, and upon which condition all entries are accepted.
28. Exhibitors participating in the St. Clair County 4-H & Youth Fair may not show the same species/still exhibit at any other county fair in a 4-H/youth exhibition during the current year.
29. The St. Clair County Agricultural Society leases Goodells County Park to hold the St. Clair County 4-H & Youth Fair. This is a private event, and people exhibiting and attending the fair are the guests of St. Clair County 4-H & Youth Fair. Individuals, organizations, groups are prohibited from unauthorized solicitations, distribution of leaflets, literature, political signs, picketing, demonstrations, petition signing, parades. Any violations will result in a permanent removal of the person(s) participating and all associated materials.
30. Exhibitors who are unable to attend their still exhibit project judging are to make sure their project is checked in with the project superintendent at the time of judging by a family member and/or fellow exhibitor. Exhibitors are to include a one-page, legible explanation of their project, how the project was constructed and a brief explanation why the exhibitor was unable to complete the project interview. Projects will be judged but may be discounted due to no interview.

## Ribbon Guidelines

Each exhibit will receive a rating ribbon, A, B or C. Grand and reserve ribbons awarded in all project areas, if warranted. Grand Champion, Reserve Champion and Honorable Mention ribbons can only be awarded to A-rated exhibits. Exhibits are ineligible for any championship class/award in the project area in which a deadline was missed.

# Premiums

1. Premiums will be mailed to exhibitors after the fair. Exhibitors will be paid on the basis of their A & B rating ribbons. An exhibitor can enter an unlimited number of classes in most divisions unless otherwise noted. However, the exhibitor will receive premium money only on the top three ratings in each project area and will be paid only once in each class. Funds to pay premiums come from the St. Clair County Agricultural Society and payment may be subject to fair receipts and may be prorated or not paid due to negative revenue.
2. Persons not completing online entries will not receive premiums. Premiums are not paid for Honorable Mention or championship classes. Online entries are due July 1.
3. Premium check discrepancies must be settled with the Society within 60 days of the date checks are issued.
4. The Society reserves the final and absolute right to mind all matters, questions or differences. It further reserves the right to amend or add to these rules, modify classes, cancel classes or restructure fair.
5. Premium/livestock checks lost or not cashed within 90 days will be re-issued, upon verification the check has been uncashed, if the following conditions are met:
  - a. Lost checks, exhibitor must pay a Stop Payment bank fee for new check to be re-issued.
  - b. Uncashed checks must be mailed to the S.C.C.A.S., P.O. Box 325, Marysville 48040. Upon receipt, a new check will be re-issued and mailed to exhibitor.
  - c. Checks that are not cashed within one year are forfeited to the St. Clair County Agricultural Society.
6. Premium check/livestock check are the property of the exhibitor and will be made payable to the exhibitor and released to the exhibitor or the exhibitor's authorized representative.

## Trophy Guidelines

Trophies will be awarded at the judge's discretion. All trophies and awards must be sanctioned by the St. Clair County Agricultural Society. The Society reserves the right to modify, revoke and/all awards, if deemed necessary.

# CLOVER SPROUTS

## Superintendent:

Melanie Heitz (810) 300-3697      heitzm01@gmail.com

Judging: Sunday at 9:30 a.m., with interview (before fair)

Location: Still Exhibit Barn

Project Set Up: Friday at 6:00 p.m.

Check in Time: Sunday at 9:30 a.m. (before fair)

Check out Time: Saturday 7-8 p.m. or Sunday 8-9 a.m.

Premiums: No premiums

## Project Requirements:

1. Youth between 4-H ages of 5-7 can enter in the fair as Clover Sprouts.
2. Clover Sprout livestock will not be sold at auction.
3. No premiums awarded. Participation ribbons will be awarded.
4. Children with multiple still exhibit projects will be judged by 1 person in a very relaxed interview. All projects will be judged at this time.
5. Parents are encouraged to be supportive; however, the interview is with the child only.
6. Project limited to 3 in still exhibit barn.
7. Due to lack of display space, please no larger than a half sheet of poster board for posters.
8. Collections exhibited should be by photograph exhibit only.
9. Any project record books or posters should be brought to your interview.
10. Clover Sprouts may exhibit livestock per the project guidelines. See individual project areas for information. CLOVER SPROUT LIVESTOCK ARE EXHIBITION ONLY, NON-COMPETITIVE, AND NO SALE ON LIVESTOCK.
11. Clover Sprouts are to sign up for livestock projects under each livestock area. Clover Sprouts may use their own livestock (poultry, rabbits, sheep, prospect beef, veal, goats, dairy, llamas, dogs, cats, horses, walking fleece), or exhibitors may borrow livestock in those project areas in order to exhibit. Livestock cannot weigh over 600 lbs.
12. Clover Sprouts exhibiting livestock must be accompanied in the livestock exhibition area, make up ring and show ring by a teen exhibitor, 4-H leader or parent. Clover Sprouts may bring their own livestock to the fair, or borrow another exhibitor's livestock in order to exhibit, except swine where Clover Sprouts are not allowed to bring their own hog, but must borrow a hog to exhibit. Please note: There are classes in each livestock project area for exhibition WITH BRING YOUR ANIMAL and exhibition BORROWING AN ANIMAL. If you are borrowing an animal that is already being exhibited at the fair this is BORROWING AN ANIMAL. If the Clover Sprout is bringing an animal for that project area, this is BRINGING AN ANIMAL. This distinction is for pen/cage numbers.

## Project Requirements continued:

2. Check each livestock area for specifics on set up, check in, judging times. Clover Sprouts must abide by all livestock guidelines and feeding times.

3. Clover Sprouts do not have to tag or weigh in their livestock on designated dates.

## Division 6001 – Clover Sprouts Still Exhibits

**Class 900** - Clover Sprouts, Still Exhibits, Ages 5-7 years old

### Dairy

Dairy Showmanship/Clover Sprout Dairy bringing your own animal

Dairy Showmanship/Clover Sprout Dairy not bringing your own animal

Clover Sprout Dairy Breed (Exhibitor 5-7 yrs. old)

### Beef

Clover Sprout Beef breeding, bringing your own  
Clover Sprout Beef breeding, borrowing animal

### Veal

Veal Showmanship Clover Sprouts 5-7 yrs., bringing a calf  
Veal Showmanship Clover Sprouts, 5-7 yrs., borrowing a calf

### Prospect Beef

Prospect Beef Clover Sprouts Showmanship, 5-7 years old, bringing animal

Prospect Beef Clover Sprout Showmanship, 5-7 years old, borrowing animal

Prospect Beef, Clover Sprout, bringing your own animal  
Prospect Beef Clover Sprouts, borrowing an animal

### Swine

Swine Showmanship Clover Sprouts, 5-7 yrs.

**Exhibitors must borrow a hog, they cannot bring their own.**

### Sheep

Clover Sprout Sheep Showmanship, bringing your own sheep

Clover Sprout Sheep Showmanship, borrowing a sheep from exhibitor

### Walking Fleece

Clover Sprout Walking Fleece, bring your own animal

Class 05 - Clover Sprout Walking Fleece, borrowing an animal

Clover Sprout Walking Fleece Breeding Class

# CLOVER SPROUTS continued

## Goats

Clover Sprout Goat Showmanship, bringing goat to the fair  
Clover Sprout Goat Showmanship, borrowing an animal at the fair  
Goat Clover Sprouts, bringing a goat to fair  
Goat Clover Sprouts, borrowing at goat at fair  
All goats shown together regardless of breed/age/sex of goat.

## Poultry

Clover Sprout Showmanship, borrowing a bird  
Educational exhibit, display, poster or notebook or combination relating to poultry science. Exhibitors must be present for interview during judging.  
Poultry Science Clover Sprouts, ages 5-7  
Clover Sprout Meat Production\*\*  
\*\*Clover Sprouts must show other exhibitor's poultry instead of bringing their own.  
Poultry Breeding Stock - All Clover Sprouts (ages 5-7 yrs. old) shown in same class regardless of species/breed/sex/age of animal.  
Clover Sprouts Poultry, bringing a bantam  
Clover Sprouts Poultry, bringing a large fowl  
Clover Sprouts Poultry, bringing a duck  
Clover Sprouts Poultry, bringing a turkey  
Clover Sprouts Poultry, bringing a goose  
Clover Sprout Pigeon, bringing bird to fair  
Clover Sprout Pigeon, borrowing a bird at fair

## Rabbit

Clover Sprout, bringing your own rabbit  
Clover Sprout, borrowing a rabbit at fair  
All Clover Sprout Rabbit Breeding Stock will be shown in same class regardless of breed/age/sex of rabbit.  
Clover Sprout Breeding Rabbit, with own rabbit  
Clover Sprout Breeding Rabbit, borrowing rabbit  
Clover Sprout Record Book, ages 5-7 yrs. old

## Llamas & Alpacas

Clover Sprout Llama & Alpaca Showmanship, bringing an animal  
Clover Sprout Llama & Alpaca Showmanship, borrowing an animal  
Llama & Alpaca Clover Sprout Obstacle

## Cat

Clover Sprout Cat Showmanship 5-7 yrs. old  
Clover Sprout Agility 5-7 yrs. old

## Dogs

Dog Record Book Clover Sprout, 5-7 yrs. old  
Dog Showmanship- Clover Sprouts 5-7 yrs. old  
Dog Obedience Clover Sprouts, 5-7 yrs. old  
Dog Rally Clover Sprouts, 5-7 years old  
Clover Sprout Dog Agility, ages 5-7 yrs. old -  
Performed on leash and exhibitor may jump over jumps with dog.  
Course will consist of judge's choice of upright jumps, tunnels, and pause table.

## Pocket Pets

Pocket Pet such as cavy (guinea pig), bird, cat, dog, fish, gerbil, hamster, mice, insects, rats, reptiles, other.  
Pocket Pet Clover Sprout, age 5-7 yrs. old

## Horses

Horse Project Record Book, Clover Sprouts, 5-7 yrs. old  
Clover Sprout Showmanship, ages 5-7 yrs. old  
Clover Sprout Pleasure Riding (Walk only), ages 5-7 yrs old  
Clover Sprout Down & Back (Walk only), ages 5-7 yrs. old

## ENTRY DEADLINE JULY 1



# TEEN LEADERSHIP

## **Superintendent:**

Betty Simpson (810) 985-8010

Judging: Monday, at 10 a.m., with interview

Location: Community Building

Project Set Up: Friday at 6:00 p.m.

Check in Time: Monday at 10 a.m.

Check out Time: Saturday 7-8 p.m. or Sunday 8-9 a.m.

Premiums: A=\$4; B=\$2; C=No premiums

Grand Champion Teen Leadership: Trophy & \$75

Reserve Champion Teen Leader: Trophy & \$50

Honorable Mention \$25

## **Project Requirements:**

1. Report form must be brought on Sunday to the Fair Office in the Community Building. Form are available at the Fair Office, the 4-H Extension office or online.
2. Select division and class numbers which correspond with your project year. Pictures are welcomed (with labels as to what, when, where and why).
3. May use PowerPoint presentation during interview for pictures. Must indicate this use on report form.

## **Division 5201 – Leadership, Community Service, Achievement, Citizenship**

**Class 01** - Leadership, Community Service, etc., 11-13 yrs.

**Class 02** - Leadership, Community Service, etc., 14 & over

## **Division 5205 – Individual Records**

**Class 13** - Secretary's Book

**Class 14** - Treasurer's Book

**Class 15** - Historian's Book

**Class 16** - Personal Record Book\*

**Class 17** - Livestock Record Book\*

**Class 18** - State Award Book

\*Members record book required. Available from 4-H Extension office.

## **Division 5206 – 4-H Promotion**

Display a 36"x 48" 3-sided poster with your 4-H promotional material that you could use in reaching out to the community about 4-H. Part of your display may include a 4-H promotional brochure, 4-H memes, TikTok, what does sportsmanship mean to you, examples of what 4-H is and what areas it covers. Be creative and expressive.

**Class 19** - 4-H Promotion, Ages 8-12 years old

**Class 20** - 4-H Promotion, Ages 13-15 years old

**Class 21** - 4-H Promotion, Ages 16 & over



# SPECIAL EXPLORATION

## Superintendent:

Megan Tomasek (810) 334-2349 metomasek@live.com

Judging: Sunday at 9:30 a.m. (before fair)

Location: Still Exhibit Barn

Project Set Up: Friday at 6:00 p.m.

Check in Time: Sunday at 9:30 a.m. (before fair)

Check out Time: Saturday 7-8 p.m. or Sunday 8-9 a.m.

Premiums: No premiums

## Project Requirements:

1. Judging will be by appointment only. The interview will last for approximately 10-15 minutes.

2. Parent, guardian or worker must be present at the time of judging.

## Project Requirements continued:

3. Projects will be displayed in the Still Exhibit Building for the entire duration of fair.
4. Projects to be brought in the day of judging.
5. All projects must remain on fairgrounds until check out time with the exception of small animals. Projects will be picked up by the superintendents and returned to the exhibitor at a later time.
6. Small animals will be judged and taken home the same day. Exhibitor must have animals under control at all times on fairgrounds. Animals must be leashed, caged, etc.
7. Older exhibits (20+) must show all projects at the pavilion by Rimrock Crater.

## Division 6101 – Special Exploration

**Class 01** - Special Exploration



# CREATIVE WRITING

## Superintendent:

Julie Tesluck (810) 824-1807 jtesluck@yahoo.com

Judging: Sunday at 10:30, with interview (before fair)

Location: Still Exhibit Barn

Project Set Up: Friday at 6:00 p.m.

Check in Time: Email by July 12 by 6 p.m.

**sccfair.creativewriting@gmail.com**

Check out Time: Saturday 7-8 p.m. or Sunday 8-9 a.m.

Premiums: A=\$4; B=\$2; C=No premiums

## **Project Requirements:**

1. All writing compositions must be final, original works.
2. ALL ENTRIES ARE DUE NO LATER THAN FRIDAY, JULY 12<sup>th</sup>. Email to: sccfair.creativewriting@gmail.com
3. All stories are not to be over 4 typed pages, with a minimum font size of 12 pt. (final draft) Written (printed) book format also acceptable.
4. All writings should be brought to interview in a folder with entry tag on front indicating your name and class. Without folder grade will be lowered one grade.
5. Creative Writing is judged only on the content of the story or poem, not on the covers. However, all writings should be neat and readable.
6. If an exhibitor fails to turn in entry by due date, they will be able to submit their entry in person on Monday, go through an interview; however, no premium will be paid but a rating ribbon will be awarded. Exhibitor will be ineligible for Grand, Reserve and Honorable Mention.
7. One entry per class.

## **Division 4401 – Creative Writing, Ages 8-10 years old**

**Class 01** - Poem (Submit 1 poem only)

**Class 02** - Short Story Non-Fiction and News Feature

**Class 03** - Biography

**Class 04** - Journal/Narrative

**Class 05** - Other

## **Division 4402 – Creative Writing, Ages 11-13 years old**

**Class 07** - Poem (Submit 1 poem only)

**Class 08** - Short Story Non-Fiction and News Feature

**Class 09** - Biography

**Class 10** - Journal/Narrative

**Class 11** - Other

## **Division 4403 – Creative Writing, Ages 14 & over**

**Class 12** - Poem (Submit 1 poem only)

**Class 13** - Short Story Non-Fiction and News Feature

**Class 14** - Biography

**Class 15** - Journal/Narrative

**Class 16** - Other

## **Division 4404 – Literacy: Exploring through Books**

### **Project Requirements:**

“Exploring through Books Report Form” sheet required along with poster, diorama or book report. Form is available online under Miscellaneous Forms. Exhibitors may do a poster, assemble a diorama or book report.

**Poster:** Exhibit a poster about one favorite book (may be a specific book in a series, but not the entire series of books) including a summary. Summary should be legible, no larger than 8.5x11” and attached to the front of the poster. Name of the author should be included in your summary sheet. Summary may include your favorite part or short description of character, plot, etc.

**Diorama:** Assemble a miniature structure from your favorite scene of a book. Exhibit not to exceed 12x18”. Summary no longer than 8.5x11” and legible, and attached to your exhibit in a plastic sleeve outside the display. Name of the author should be included in your summary. Cover the display securely. No perishables or food allowed.

**Book Report:** Should include name of author, title, plot summary (sample=The plot of I Married a Sea Captain, by Monica Hubbard, is interesting because it gives the reader a realistic sense of what it was like to be the wife of a whaling captain and live on Nantucket during the 19<sup>th</sup> Century), brief description of characters, whole report should not be more than two 8.5x11” pages.

**Class 01** - Literacy, Ages 8-10 years old

**Class 02** - Literacy, Ages 11-13 years old

**Class 03** - Literacy, Ages 14 & over

**ALL EXHIBITORS ARE ADVISED TO THOROUGHLY READ THE FAIR RULES AND REGULATIONS, FAIR CODE OF CONDUCT, LIVESTOCK RULES & REGULATIONS AND LIVESTOCK EXHIBITOR CONDUCT.**

# PUBLIC SPEAKING & DEMONSTRATION

## Superintendent:

Diana Dove (810) 325-1117

Judging: Tuesday at 9 a.m., with presentation

Location: Church in Historical Park area

Project Set Up: Friday at 6:00 p.m.

Check in Time: Tuesday at 8:30 a.m.

Check out Time: Saturday 7-8 p.m. or Sunday 8-9 a.m.

Premiums: A=\$4; B=\$2; C=No premiums

## Project Requirements:

1. Participants can present any topic, but cannot enter with the same presentation used in other areas.
2. Rules and scoring will be based on state level.  
Guidelines available from 4-H Extension office.
3. All exhibitors should meet with superintendent at 8:30 a.m. to sign in. Copy of speech must be turned in at that time. Exhibitors will prepare an outline or copy of speech for the judge. Copy or outline of speech should be in a folder with entry tag on front indicating your name and class.
4. Only one entry per class.
5. Equipment available: podium, tables, electrical outlet.  
Additional equipment must be provided by exhibitor.
6. Team Demonstrations receive no premiums.

## Division 5101 – Public Speaking & Demonstration

**Class 01** - Public Speaking (7-10 minutes), 15 yrs. & over

**Class 02** - Demonstration (9-12 minutes), 15 yrs. & over

**Class 03** - Team Demonstration (10-12 min) 15 years & over

**Class 05** - Public Speaking (5-7 minutes), 12-14 yrs. old

**Class 06** - Demonstration (6-9 minutes), 12-14 yrs. old

**Class 07** - Team Demonstration (8-10 min), 12-14 yrs. old

**Class 09** - Public Speaking (3-5 minutes), 8-11 years old

**Class 10** - Demonstration (4-6 minutes), 8-11 years old

**Class 11** - Team Demonstration (6-8 minutes), 8-11 yrs. old



# PERFORMING ARTS

## **Superintendent:**

Amy Podgorski (810) 531-6312

Judging: Monday at 9 a.m., with interview

Location: Still Exhibit Barn

Project Set Up: Friday at 6:00 p.m.

Check in Time: Monday at 9 a.m.

Check out Time: Saturday 7-8 p.m. or Sunday 8-9 a.m.

Premiums: A=\$4; B=\$2; C=No premiums

## **Project Requirements:**

1. Slots may be limited based on accommodation arrangements. Positions will be filled on a first-come, first-serve basis.
2. Performance times will be no longer than a two-minute performance.
3. This is not a karaoke opportunity.
4. Exhibitors must bring all their musical instruments, cassette player, etc. No equipment is provided.
5. Specify type of performance, i.e., flute or clarinet duet, monologue, drama, ballet, jazz, etc.

6. You must provide an original score of the music for the judge to view during your performance. Rating will reflect failure to provide original.

7. Information to be shared during interview should include a brief description of your experience in the area you are participating in.

8. The manner in which you dress will be a consideration, dress appropriately for the performance.

## **Division 7801 – Vocal Performing Arts**

**Class 01** - Vocal, Individual Performance, Ages 8-11 yrs. old

**Class 02** - Vocal, Individual Performance, Ages 12-14 yrs. old

**Class 03** - Vocal, Individual Performance, Ages 15 & over

**Class 04** - Vocal, Group Performance, two or more persons

## **Division 7802 – Instrumental Performance**

**Class 05** - Instrumental, Individual Performance, Ages 8-11 yrs. old

**Class 06** - Instrumental, Individual Performance, Ages 12-14 yrs. old

**Class 07** - Instrumental, Individual Performance, Ages 15 & over

**Class 08** - Instrumental, Group Performance, two or more persons

## **Division 7803 – Dance, Drama, Mime, Etc.**

**Class 09** - Dance, Individual Performance, Ages 8-11 yrs. old

**Class 10** - Dance, Individual Performance, Ages 12-14 yrs. old

**Class 11** - Dance, Individual Performance, Ages 15 & over

**Class 12** - Dance, Group Performance, two or more persons



ENTRY DEADLINE JULY 1

# ANIMAL SCIENCES

Superintendent:

Katrena Doughty-Jordan (810) 300-3564

Email: [kdoughty\\_714@hotmail.com](mailto:kdoughty_714@hotmail.com)

Judging: Saturday at 2 p.m. with interview (before fair)

Location: Still Exhibit Barn

Project Set Up: Friday at 6:00 p.m.

Check in Time: Saturday at 2 p.m. (before fair)

Check out Time: Saturday 7-8 p.m. or Sunday 8-9 a.m.

Premiums: A=\$4; B=\$2; C=No premiums

## Division 2701 – Animal Sciences

**Class 01** - Animal Science Poster, age 8-11 yrs. old

**Class 05** - Animal Science Poster, age 12-14 yrs. old

**Class 09** - Animal Science Poster, age 15 & over

**Class 02** - Animal Science Display, age 8-11 yrs. old

**Class 06** - Animal Science Display, age 12-14 yrs. old

**Class 10** - Animal Science Display, age 15 & over

**Class 03** - Animal Science Notebook, age 8-11 yrs. old



**Class 07** - Animal Science Notebook, age 12-14 yrs. old

**Class 11** - Animal Science Notebook, age 15 & over

## Project Requirements:

1. Poster Board size 14"x22" or 22"x28" only. Tabletop display size no larger than a tri-fold display.
2. Any use of pre-published material must be given proper credit, including magazine articles (and the magazine it came from), and web information (including website name), books (people who taught you; leader, ex-leaders, parents, teachers, conferences, vet, breeders, workshops).

ALL EXHIBITORS ARE ADVISED TO THOROUGHLY READ THE FAIR RULES AND REGULATIONS, FAIR CODE OF CONDUCT, AND ANY OTHER SECTIONS OF RULES THAT APPLY TO YOUR EXHIBITS.



# SCIENCE & TECHNOLOGY

## Superintendent:

Kelly Kujat (810) 304-2078

Judging: Saturday at 1 p.m., with interview (before fair)

Location: Still Exhibit Barn

Project Set Up: Friday at 6:00 p.m.

Check in Time: Saturday at 1 p.m. (before fair)

Check out Time: Saturday 7-8 p.m. or Sunday 8-9 a.m.

Premiums: A=\$4; B=\$2; C=No premiums.

## Project Requirements:

1. Exhibitors must be present for interview.
2. Projects are to be in place by judging time and must remain in place until project release time.
3. Entries should be limited to one per category, unless entries are significantly different.
4. Entries should include some sort of poster or report to be displayed during the week of the fair even if project is completely electronic.

## Division 3701 – Science Exhibit/Demonstration

Projects can be an educational exhibit of some phase of science including astronomy, chemistry, biology, physics, or any other branch of science. Projects can be either on a poster board, in a booklet, or a constructed article illustrating the scientific method. Areas to be discussed are as follows: title, abstract, question or problem, background information, hypothesis. Must include independent, dependent, and controlled variables, materials, procedures, data analysis, including data tables, graphs, and written observations, conclusions (including future research), bibliography. For additional support please

visit:[www.livebinders.com/play/play\\_or\\_edit?id=47700](http://www.livebinders.com/play/play_or_edit?id=47700)

**Class 01** - Science Projects, Ages 8-12 years old

**Class 02** - Science Projects, Ages 13 yrs. and over

## Models (Rockets, Spaceships or Airplanes)

All models must include a one-page project story by the exhibitor on the model, what they learned about it and how they built it. (Non-flying demonstration.)

**Class 03** - Models, Ages 8-12 years old

**Class 04** - Models, Ages 13 years and over

## Demonstrations

Demonstrations should be presented in front of the judges using proper lab safety procedures and should not last any longer than 5 minutes. There must be a report of the demonstration explaining how the demonstration was performed and what was learned from the demonstration, pictures are encouraged. Materials from the demonstration should be displayed during the week of the fair.

**Class 05** - Demonstration, Ages 8-12 years old

**Class 06** - Demonstration, Ages 13 years and over

## Division 3702 – Computers

An exhibit must include a poster and/or booklet which displays (hard copy) results of the computer project. The explanation should also show the steps used in designing the project. Please be sure to explain the purpose that the project can serve (i.e., a database for correspondence to a group for a specific purpose, a spreadsheet, an app, and maybe graphing to show the relationship between animal feeding and weight gain, etc.). Internet sites must have a sample of the printouts of the web pages with the complete URL addresses, along with an explanation of why this site is interesting and/or useful. The website should be fully functional and accessible through a device brought in by the exhibitor during judging. Exhibitors must bring their own electronic device to judging to show the judges their functional project. All projects should be printed out on a hard copy should there be a malfunction of hardware or software and to be displayed during the week of the fair.

**Class 07** - Create any graphic project

**Class 08** - App design

**Class 09** - Computer programming

**Class 10** - 3-D printing

**Class 11** - Computer building/design

**Class 12** - Create a computerized presentation

**Class 13** - Report on the history of computers\*

**Class 14** - Report on specific application software

**Class 15** - Report on an imaginary or realistic invention\*\*

**Class 16** - Create your own web page

**Class 17** - Create a media presentation (video, Tiktok, etc.)

**Class 18** - Any other computer project not listed

\*Computers or Computer language.

\*\*Invention of hardware or software & what function and purpose the invention would serve and who would use it.

## Division 3703 - Robotics

Exhibitor designs and constructs a robot to perform a specific task(s). A logbook of data collected and a report of what was learned from the project should be created for judging.

**Class 19** - Robotics, ages 8-12 years old

**Class 20** - Robotics, ages 13 and over

**Class 21** - Robotics Club Project

## ENTRY DEADLINE JULY 1

# CROPS

## Superintendents:

Rod & Karyn McCue (810) 335-8419  
krmccue@hughes.net

Judging: Saturday at 10 a.m. with interview (before fair)  
Location: Still Exhibit Barn  
Project Set Up: Friday at 6:00p.m.  
Check in Time: Saturday at 10 a.m. (before fair)  
Check out Time: Saturday 7-8 p.m. or Sunday 8-9 a.m.  
Premiums: A=\$4; B=\$2; C=No premiums

## Project Requirements:

1. State variety of grain on exhibitor's tag. Attach exhibitor tag to project.
2. Loose grains must be in the size stated and must be free of all foreign material.
3. Exhibitors should be with exhibit while being judged.
4. Select division and class which corresponds with type of crop project you are bringing to fair.
5. All square bales require the entire bale.
6. Only one entry per class, per exhibitor. There is a limit of 3 entries.

## Division 2901 – Forage Crops

- Class 01** - Alfalfa Hay, square bale, 1st cutting  
**Class 02** - Alfalfa Hay, square bale, 2nd cutting  
**Class 03** - Hay, mixed variety, square bale, 1st cutting  
**Class 04** - Hay, mixed variety, square bale, 2nd cutting  
**Class 05** - Hay, round bale, 1st cutting  
**Class 06** - Hay, round bale, 2nd cutting  
**Class 07** - Straw, round bale  
**Class 08** - Straw, square bale  
**Class 09** - Silage, alfalfa, 1 peck  
**Class 10** - Silage, mixed variety, 1 peck  
**Class 11** - Silage, corn, 1 peck  
**Class 12** - Corn, high moisture, shelled, 1 peck  
**Class 13** - Any forage crop not listed; call superintendent

## Division 2902 – Grains and Seeds

- Class 18** - Alfalfa, 2 quarts  
**Class 19** - Beans, soy, 1 peck  
**Class 20** - Beans, white navy, 1 peck  
**Class 21** - Beans, specialty, 1 peck  
**Class 22** - Clover, 2 quarts  
**Class 23** - Corn, shelled, 1 peck  
**Class 24** - Corn, yellow dent, 10 ears  
**Class 25** - Corn, white, 10 ears  
**Class 26** - Corn, best 3 stalks  
**Class 29** - Popcorn, 1 pint  
**Class 30** - Oats, 1 peck  
**Class 31** - Wheat, red, 1 peck  
**Class 32** - Wheat, white, 1 peck

## Division 2902 – Grains and Seeds Continued

- Class 33** - Any grain or seed not listed; call supt.  
**Class 34** - Sheaf of oats, 3 in. in diameter & tied  
**Class 35** - Sheaf of wheat, 3 in. in diameter & tied  
**Class 36** - Any sheaf grain, not listed, 3 in. diameter & tied

## Division 2903 – Other Products

- Class 60** - Decorative Corn, 5 ears  
**Class 61** - Honey, 1 pint  
**Class 62** - Frame of Honey  
**Class 63** - Creamed Honey  
**Class 64** - Product of Honey (Candle, hand cream, soap, etc.)  
**Class 65** - Honey baked good, beverage  
**Class 66** - Maple Syrup, 1 pint  
**Class 67** - Sugar Beets, 3 beets topped & tied  
**Class 68** - Largest Sugar Beet, topped

## Division 2904 – Crop Science Projects

- Class 48** - 20 mounted crops or weeds and their seeds ID'd  
**Class 49** - Exhibit showing crops grown in MI & uses  
**Class 50** - Educational exhibit of plant growth  
**Class 51** - Educational exhibit\*  
**Class 52** - Ed. exhibit of weeds, insects or disease control  
**Class 53** - Educational exhibit of chemical uses on crops  
**Class 54** - Careers in Agriculture\*\*  
**Class 55** - Crop Exploration\*\*\*

\*Educational Exhibit showing marketing channels of a crop from producer to consumer

\*\*Careers in Agriculture – Educational display on a career in this area of agriculture.

\*\*\*Crop Exploration: Contact the farmer/producer prior to the date planting and share your desire to learn about the details involved in producing and marketing the crop and your plans to exhibit it at the fair. Be present in the field and view at least one field operation being performed. Practice Farm Safety Rules if you are near equipment. Youth are allowed to exhibit up to two crops from the same producer. Record and bring to the fair the following information about the crop:

- Farmer's name and field location
- Soil type
- Tillage system
- Planting date
- Fertilizer program
- Soil test information if available
- Variety
- Weed control strategy/Insect Management/Disease Management
- How will (or did) the crop get marketed or used
- Describe at least two pieces of equipment needed to produce the crop
- What is the projected or estimated cost of production, yield, gross income and net profit?
- Discuss why or why not you would like to raise this crop in the future.

# SCARECROWS

## Superintendent:

Jenn Putney (586) 295-8732 jennputney@hotmail.com

Judging: Saturday at Noon, with interview (before fair)

Location: Still Exhibit Barn

Project Set Up: Friday at 6:00 p.m.

Check in Time: Saturday at Noon (before fair)

Check out Time: Saturday 7-8 p.m. or Sunday 8-9 a.m.

Premiums: A=\$4; B=\$2; C=No premiums

## Project Requirements:

1. All exhibits are to be in place by noon on Saturday.
2. Entry must be between 4 & 5 feet tall (from base to top including any headgear) and between 2 & 3 feet wide, at widest point, and must stand alone on its own base. Guidelines for base construction available from Fair office. (Those entries not meeting the size requirements will be ineligible for placing).
3. Judged on creativity, uniqueness or originality, attractiveness, good use of materials, color, movement & noise of scarecrow.
4. Scarecrows should NOT contain items of value.
5. May be individual, club or group entry. One entry per class.
6. Fair Board reserves the right to display project throughout the fairgrounds. Fair Board accepts no responsibility for damage or loss of project.
7. If entering as a group or club, must sign up online as a club.

## Division 5701 - Scarecrow

**Class 01** - Ages 8-13 years old

**Class 02** - Ages 14-19 years old

**Class 05** - Group/Club, no premium

**Class 07** - All Ages, best rep. of traditional scarecrow



# VEGETABLE GARDENING

## Superintendent:

Dawn Kargula (586) 453-8416

Judging: Saturday at 11:30 a.m. with interview (before fair)

Location: Still Exhibit Barn

Project Set Up: Friday at 6:00 p.m.

Check in Time: Saturday at 11:30 a.m. (before fair)

Check out Time: Saturday 7-8 p.m. or Sunday 8-9 a.m.

Premiums: A=\$4; B=\$2; C=No premiums

## Project Requirements:

1. Each exhibit should include exhibitor's name, age, year in project and class, as well as list vegetable displayed, giving the variety name also.
2. Exhibitors must raise their own vegetables to exhibit.
3. All boxed exhibits must be lined with white paper.
4. Beginner Garden Project, Ages 8-11. One kind of vegetable.
5. Junior Garden Project, Ages 12 & 13. Three kinds of vegetables exhibited or one box exhibit, or a commercial package of the crop grown if it is a commercial garden project.
6. Senior Garden Project, Ages 14 & over. A box exhibit of at least 6 (but not more than 10) different kinds of vegetables, or for a commercial garden project, or both, or commercial package of the crop grown.
7. One entry per class.
8. Suggested Exhibits (Home Garden). The number of specimens of one kind and variety of vegetable to exhibit is:
  - 1 specimen: broccoli (bunch), cabbage, cantaloupe, cauliflower, celery (plant), eggplant, leeks (bunch), green onions (bunch), pumpkin, winter squash, watermelon.
  - 3 specimens: rutabagas, summer squash, zucchini
  - 5 specimens: beets, carrots, sweet corn, cucumbers, kohlrabi, okra, dry onions, parsnips, peppers, potatoes, radishes, salsify, sweet potatoes, tomatoes (except cherry), turnips.
  - 12 specimens: green or wax beans, lima beans, brussel sprouts, peas, cherry tomatoes.
9. Suggested Exhibits – (Commercial Garden). The minimum number of specimens of one kind of vegetable to exhibit is:
  - 3 specimens: leeks (5 per bunch), large pumpkins, large winter squash, large watermelons.
  - 5 specimens: broccoli (bunches), cabbage, cantaloupe, cauliflower, celery (plants), eggplant, green onions (bunches), pie pumpkins, medium size winter squash, ice box watermelons.
  - 12 specimens: beets, carrots, sweet corn, slicing cucumbers, kohlrabi, okra, dry onions, parsnips, peppers, potatoes, radishes, rutabagas, salsify, summer squash, sweet potatoes, tomatoes (except cherry), turnip, green and wax beans, lima beans, brussel sprouts, peas. One box (16x10x4 in)

## Division 3001 – Vegetable Garden/Beginner Project

**Class 01** - Tray exhibit of one kind of vegetable

## Division 3002 – Vegetable Garden/Junior Project

**Class 03** - Three tray exhibits of 3 kinds of vegetables

**Class 04** - Box exhibit of at least 6 kinds of vegetables\*

**Class 05** - 1 veg. commercial pkg. Commercial Project

\*No more than 10

## Division 3003 – Vegetable Garden/Senior Project

**Class 07** - Box Exh. of at least 6 (not more than 10) kinds

**Class 08** - 1 veg. commercial pkg. Commercial Project

**Class 09** - Vegetable basket, organically grown

## Division 3004 – Novelty Class

**Class 11** - Largest Vegetable by weight (other than tomato)

**Class 12** - Largest Tomato by weight

**Class 13** - Largest Vegetable Length not including stem

**Class 14** - Most Unusual Vegetable

## Division 3005 – Fresh & Dried Herbs

**Class 16** - Display of labeled fresh cut herbs, Ages 14-18\*

**Class 17** - Display of labeled fresh cut herbs, Ages 12-13\*\*

**Class 18** - Display of labeled fresh cut herbs, Ages 8-11\*\*\*

**Class 19** - Display of labeled dried cut herbs, Ages 14-18\*

**Class 20** - Display of labeled dried cut herbs, Ages 12-13\*\*

**Class 21** - Display of labeled dried cut herbs, Ages 8-11\*\*\*

\*Exhibit of 6 or more bunches

\*\*Exhibit of 3 bunches

\*\*\*Exhibit of 1 bunch

## Division 3006 – Container Garden

**Class 23** - Vegetable grown in portable container

**Class 24** - Herbs grown in portable container

## Division 3007 – Vegetable Educational Exhibit

On poster (22"x28") Correlate your exhibit with your garden project.

Class 26 - Ages 8-11 years old

Class 27 - Ages 12-13 years old

Class 28 - Ages 14 years and over

## Division 3008 – Vegetable & Fruit Sculpture

Vegetables/Fruits may be purchased or homegrown. No more than 3 entries may be made in this division. Exhibit must be made of all edible decorations. Must bring in a picture plus the sculpture. Sculpture will be taken home after judging. Picture will stay.

**Class 30** - Sculpture

## Division 3009 – Vegetable Educational Display

Educational display on a career in this area of agriculture.

**Class 32** - Careers in Agriculture

# FLOWER GARDENING

## Superintendent:

Kim Newberry (810) 650-1398 knewberry61@gmail.com

Judging: Sunday at 10 a.m. with interview (before fair)

Location: Still Exhibit Barn

Project Set Up: Friday at 6:00 p.m.

Check in Time: Sunday at 10 a.m. (before fair)

Check out Time: Saturday 7-8 p.m. or Sunday 8-9 a.m.

Premiums: A=\$4; B=\$2; C=No premiums

## Project Requirements:

1. Each exhibit must be labeled with kind and variety name.
2. Classes 01-08, Division 3101, are to be exhibited in a stable bottle or jar and will not be judged for arrangement.
3. Arrangements and indoor/outdoor gardening classes will be judged on arrangement, relationship to the container and quality of the flowers and foliage used.
4. Select division and class numbers which correspond with the type of flower garden project you are taking.
5. No protected or endangered flowers may be used.
6. In flower arrangements, the container shall be used to compliment the flowers. Emphasis is to be placed on the flowers.
7. Please remember to care for your plants during the week of the fair to ensure they stay fresh for visitors to view.

## Division 3101 – Flower Garden

**Class 01** - 1 annual flower with foliage

**Class 02** - 3 annual flowers with foliage (all the same)

**Class 03** - 1 perennial flower

**Class 04** - 3 perennial flowers (all the same)

**Class 05** - Gladiolas - Best specimen bloom (3 flowers)

**Class 06** - 1 Dahlia with foliage

**Class 07** - 3 Dahlias with foliage

**Class 08** - Daylilies, 1 flowering stalk

## Division 3102 – Flower Arrangement

**Class 10** - Flower Arrangement 8-13 years old\*

**Class 11** - Flower Arrangement 14 & over\*

**Class 12** - Flower Arrangement 8-13 years old\*\*

**Class 13** - Flower Arrangement 14 & over\*\*

**Class 14** - Flower Arrangement 8-13 years old\*\*\*

**Class 15** - Flower Arrangement 14 & over\*\*\*

\*Using fresh grown by member or wildflowers

\*\*Using fresh purchased flowers and foliage

\*\*\*Dried, silk, plastic, paper or other

## Division 3103 – Indoor/Outdoor Garden

All projects must be owned and cared for, for at least 2-3 months prior to fair.

**Class 20** - Houseplants\*

**Class 21** - Dish or container garden, terrarium or planter

**Class 22** - Hanging plants(indoor, outdoor, flowering porch)

**Class 23** - Cacti and succulents

**Class 24** - Forced bulbs

\*This class include both flowering & foliage plants that live in a house year around.

## Division 3104 – Educational Display

**Class 25** - Careers in Agriculture

Educational display on a career in this area of agriculture.



Exhibits may be used as centerpieces for the Livestock Auction Dinner on Thursday night. They will be returned to the Still Exhibit Barn after the dinner.

# SEWING & NEEDLEWORK

## Superintendent:

Alyssa Newberry (810) 300-6823 futurevet@comcast.net

Judging: Sunday at 10 a.m., with interview (before fair)

Location: Still Exhibit Barn

Project Set Up: Friday at 6:00 p.m.

Check in Time: Sunday at 10 a.m. (before fair)

Check out Time: Saturday 7-8 p.m. or Sunday 8-9 a.m.

Premiums: A=\$4; B=\$2; C=No premiums

## Project Requirements:

1. All clothing must be clean and pressed.
2. May exhibit one project in each division.
3. Project tags must be attached to project with a safety pin.
4. It is recommended that sewers should not wear their garments prior to exhibit.

Suggested Sewing Projects (Exhibitor learn 1 new skill a year):

**Beginner** – Any age first year sewer; elastic waists, buttons, hoods and eyes, snaps.

**Intermediate** – Any age 2<sup>nd</sup> or 3<sup>rd</sup> year sewer; zippers, buttons and buttonholes.

**Advanced** – Any age 4 years or more experience sewing; matching plaids, stripes, nap or lining.

Example of sewn clothing exhibits can include apron, skirt (cotton blend or synthetic), blouse or skirt, shorts or slacks with elastic waist, fitted slacks with zipper, sleeveless dress, jumper, dress with sleeves, two-piece dress, jacket, jumpsuit or bib overall, pajamas, nightgown, housecoat, beachwear, leisure wear, formal or party wear, outerwear.

## Division 5001 – Wearable Article, Outfit or Ensemble

Class 01 - Beginner

Class 02 - Intermediate

Class 03 - Advanced

## Division 5002 – Non-Wearable

Such as quilts, pillows, latch hook, embroidery, crewel, candlewick, wall hangings. Quilts can be a miniature quilt, quilted picture or pillow, baby quilt, patchwork quilt.

Class 04 - Beginner

Class 05 - Intermediate

Class 06 - Advanced

## Division 5003 - Kits

Class 07 - Any kit or pre-printed panel

## Division 5004 – Creative Stitchery Class

Class 08 - Hand stitched

Class 09 - Machine stitched

## Division 5005 – Knitting & Crocheting

Class 10 - Knitting, 8 years & over

Class 11 - Crocheting, 8 years & over



# FIBER

## Superintendent:

Kristy Hardy (18) 334-7844

Email: masseyferg35@yahoo.com

Judging: Monday at 10 a.m. with interview (during fair)

Location: Still Exhibit Barn

Project Set Up: Friday at 6:00p.m.

Check in Time: Monday at 10 a.m. (during fair)

Check out Time: Saturday 7-8 p.m. or Sunday 8-9 a.m.

Premiums: A=\$4; B=\$2; C=No premiums

## Project Requirements:

1. Raw wool fleece is to be placed in an open, clear plastic bag. Llama, angora and mohair exhibited loose in an open clear plastic bag. No red plastic twine.
2. All fleece/wool must be from exhibitor's own animal and/or shown by exhibitor. Fiber for projects can be bought or gifted.
3. Full raw fleece must be shown to receive maximum credit. DO NOT include neck, head, stomach, leg or backend wool.
4. Llama and alpaca barrel fleece only.
5. Fleece must be dry to avoid felting. Fleeces must be skirted, and raw.
6. List all resources used for any information. This includes books, magazines, websites, newsletters, etc.
7. Interview required for all exhibits.
8. Exhibitors must display small, lightweight project in a way that keeps them secure and not able to be blown away.

## Division 2601 – Fleece

**Class 01** - Alpaca Fleece, ages 8-11 yrs. old

**Class 11** - Alpaca Fleece, ages 12-14 yrs. old

**Class 17** - Alpaca Fleece, ages 15 & over

**Class 02** - Sheep Fleece, wool, ages 8-11 yrs. old

**Class 12** - Sheep Fleece, wool, ages 12-14 yrs. old

**Class 18** - Sheep Fleece, wool, ages 15 & over

**Class 03** - Angora Rabbit Fleece, ages 8-11 yrs. old

**Class 13** - Angora Rabbit Fleece, ages 12-14 yrs. old

**Class 19** - Angora Rabbit Fleece, ages 15 & over

**Class 04** - Llama Fleece, ages 8-11 yrs. old

**Class 14** - Llama Fleece, ages 12-14 yrs. old

**Class 20** - Llama Fleece, ages 15 & over

**Class 05** - Mohair Fleece, ages 8-11 yrs. old

**Class 15** - Mohair Fleece, ages 12-14 yrs. old

**Class 21** - Mohair Fleece, ages 15 & over



## Division 2602 – Product of Fleece

Please make note if a kit is used.

**Class 23** - Product of Fleece, ages 8-11 yrs. old

**Class 24** - Product of Fleece, ages 12-14 yrs. old

**Class 25** - Product of Fleece, ages 15 & over

## Division 2603 – Fiber Educational Exhibit

Other: Tools, equipment, etc. with written information to explain the process.

Careers in Agriculture: Educational display on a career in the fiber and fiber processing business.

**Class 27** - Fiber Poster, ages 8-11 yrs. old.

**Class 32** - Fiber Poster, ages 12-14 yrs. old

**Class 37** - Fiber Poster, ages 15 & over

**Class 28** - Fiber Display, ages 8-11 yrs. old.

**Class 33** - Fiber Display, ages 12-14 yrs. old

**Class 38** - Fiber Display, ages 15 & over

**Class 29** - Fiber, Other, ages 8-11 yrs. old.

**Class 34** - Fiber, Other, ages 12-14 yrs. old

**Class 39** - Fiber, Other, ages 15 & over

**Class 30** - Careers in Agriculture, ages 8-11 yrs. old.

**Class 35** - Careers in Agriculture, ages 12-14 yrs. old

**Class 40** - Careers in Agriculture, ages 15 & over

# ENVIRONMENTAL & OUTDOOR EDUCATION

## Superintendent:

Linda Taylor (810) 824-0046 taylorhzi@aol.com

Judging: Sunday at 10 a.m. with interview (before fair)

Location: Still Exhibit Barn

Project Set Up: Friday at 6:00 p.m.

Check in Time: Sunday at 10 a.m. (before fair)

Check out Time: Saturday 7-8 p.m. or Sunday 8-9 a.m.

Premiums: A=\$4; B=\$2; C=No premiums

## Project Requirements:

1. Select Division and Class that corresponds with the project you are taking. Need references and narrative.
2. Each exhibit must include a narrative & references.

## Division 3201 – Conservation

**Class 01** - Individual, basic conservation project, Ages 8-12

**Class 02** - Individual, basic conservation project, Ages 13-19

**Class 03** - Individual natural resource project\* 8-12

**Class 04** - Individual natural resource project\* 13-19

**Class 05** - Individual recycling or composting 8-12 yrs. old

**Class 06** - Individual recycling or composting 13-19

\*Threatened or endangered

## Division 3202 – Water, Soil & Air

**Class 06** - Individual project, Ages 8-12 years old

**Class 07** - Individual project, Ages 13-19 years old

## Division 3205 – Plants Identification or Ecology

**Class 08** - Individual project, Ages 8-12 years old

**Class 09** - Individual project, Ages 13-19 years old

Requires photos, hand-drawn pictures

## Division 3207 - Challenge

**Class 54** - Individual Project

**Class 55** - Club Project

## Division 3208 - Entomology

1. A standard exhibit box should be 18"x 14" x 3 ½". Select division and class number that corresponds with the project you are taking.
2. Use of proper insect pins. Contact superintendent for source.
3. Suggested use of Peterson's Guide for labeling of insects. Need to include date specimen was obtained and order it represents on tag.

**Class 57** - Entomology I, 15 or more adult, 8-11 yrs. old\*

**Class 58** - Entomology II, 30 or more adult, 12-14 yrs. old\*

**Class 59** - Entomology III, 60 or more adult, 15-16 yrs. old\*

**Class 60** - Entomology IV, 90 or more adult, Ages 17 & over

**Class 61** - Plastic Embedments I, Exhibit 15-25

**Class 62** - Plastic Embedments II, Exhibit 40 or more

\*Labeled insects representing as many orders as possible.

## Division 3209 – Entomology (Educational Display)

**Class 65** - Educational Display, Ages 8-12 years old

**Class 66** - Educational Display, Ages 13 yrs. & over



# FARM EQUIPMENT MANEUVERING

## Superintendent:

Mark Taylor (810) 824-0046 taylorhzi@aol.com

Judging: Wednesday at 9 a.m.

Location: Lawn south of Farm Museum

Project Set Up: Wednesday at 8 a.m. during fair

Check in Time: Wednesday at 9 a.m.

Check out Time: After project judging

Premiums: A=\$4; B=\$2; C=No premiums

## Division 3301 - Maneuvering

Class 01 - 8-12 years old, lawn mower with trailer

Class 02 - 13-14 years old, lawn mower with trailer

Class 03 - 15 yrs. & over, lawn mower with trailer

Class 04 - 13-14 years old, tractor with trailer

Class 05 - 15 yrs. & over, tractor with trailer



# SAFETY

## **Superintendent:**

Jodi Veldman (810) 334-1467  
Email: [jodiveldman@gmail.com](mailto:jodiveldman@gmail.com)

Judging: Saturday at 3 p.m. with interview (before fair)  
Location: Still Exhibit Barn  
Project Set Up: Friday at 6:00 p.m.  
Check in Time: Saturday at 3 p.m. (before fair)  
Check out Time: Saturday 7-8 p.m. or Sunday 8-9 a.m.  
Premiums: A=\$4; B=\$2; C=No premiums.

## **Project Requirements:**

1. Exhibitors should be with exhibit while being judged.
2. All educational exhibits must be on a poster board.
3. Projects will be judged on total content of safety tip(s) offered and exhibitor's knowledge of topic demonstrated during the interview. Included will be:  
Does the exhibit catch the reader's attention? Are the tips understandable? Is the point clear?
4. Clubs must sign up online if entering club project.

## **Division 3601 – Safety Ages 8-11 years old**

**Class 01** - Bicycle Safety  
**Class 02** - Fire Safety  
**Class 03** - Home Safety  
**Class 04** - Farm Safety  
**Class 05** - Safety – Other

## **Division 3602 – Safety Ages 12-13 years old**

**Class 07** - Bicycle Safety  
**Class 08** - Fire Safety  
**Class 09** - Home Safety  
**Class 10** - Farm Safety  
**Class 11** - Safety – Other

## **Division 3603 – Safety Ages 14 & over**

**Class 13** - Bicycle Safety  
**Class 14** - Fire Safety  
**Class 15** - Home Safety  
**Class 16** - Farm Safety  
**Class 17** - Safety – Other

## **Division 3604 – Safety Club Display**

**Class 19** - Safety Educational Exhibit



# HUNTING & WILDLIFE

## Superintendent:

Linda Taylor (810) 824-0046 taylorhzi@aol.com

Judging: Sunday at 10 a.m. with interview (before fair)

Location: Still Exhibit Barn

Project Set Up: Friday at 6:00 p.m.

Check in Time: Sunday at 10 a.m. (before fair)

Check out Time: Saturday 7-8 p.m. or Sunday 8-9 a.m.

Premiums: A=\$4; B=\$2; C=No premiums.

Awards Presentation: Monday at 4 p.m.

## Division 8901 - Orienteering

Competition consists of using a compass and directional information to navigate a course.

**Class 01** - Orienteering, Ages 8-13 years old

**Class 02** - Orienteering, Ages 14 yrs. & over

## Division 8908 - Wildlife Identification

Competition consists of identifying several Michigan plant/animal exhibits given the names. Example: animal tracks, leaves, pelts.

**Class 05** - Wildlife Identification, Ages 8-13 years old

**Class 06** - Wildlife Identification, Ages 14 yrs. & over

## Project Requirements:

1. One exhibit per class.

2. It is recommended exhibitor should attend at least one of the several Hunting & Wildlife educational clinics.

3. Depicting an area of Michigan and its wildlife animal information presented in one of three presentations:

4. Depicting hunter safety information presented in one of three presentations:

Photo Journal – 10 or more photos and narrative describing the photos.

Digital Presentation – 3-5 minute presentation saved to flash drive.

Diorama – Display presentation (3-D Exhibit) with narrative. (Example: A slideshow or photo journal of a walk along a Michigan stream; picture of the erosion of banks, the moss on fallen tree branch, etc., including a description of what is being shown)

## Division 8902 - Wildlife & Hunting

**Class 05** - Photo Journal, Ages 8-13 years old

**Class 06** - Digital Presentation, Ages 8-13 years old

**Class 07** - Diorama, Ages 8-13 years old

**Class 13** - Photo Journal, Ages 14 yrs. & over

**Class 14** - Digital Presentation, 14 yrs. & over

**Class 15** - Diorama, Ages 14 & over

**ALL EXHIBITORS ARE ADVISED TO THOROUGHLY READ THE FAIR RULES AND REGULATIONS, FAIR CODE OF CONDUCT, LIVESTOCK RULES & REGULATIONS AND LIVESTOCK EXHIBITOR CONDUCT.**

## ENTRY DEADLINE JULY 1



# SHOOTING SPORTS

## **Superintendents:**

Joe Provost (810) 434-1675

Jerry St. James (810) 278-0639

Shoot: Saturday, June 27 at 8 a.m.

3-D Shoot: Saturday, June 27. Sign up begins at 7:00 a.m.

Location: Blue Water Sportsman's Club, 4866 Ravenswood

Project Set Up: Friday at 6:00 p.m.

Poster Judging: Monday at 1-2 p.m. Campground pavilion

Check in Time: Monday at 1 p.m.

Check out Time: Saturday 7-8 p.m. or Sunday 8-9 a.m.

Premiums: A=\$4; B=\$2; C=No premiums

Awards Ceremony: Monday at 3 p.m., after poster judging in campground pavilion

**Safety Poster or Record Book is required for all classes.**

**See Gun Safety, Division 3501. Judging will be Monday of fair at 1 p.m. in the Campground Pavilion. Exhibitors must be present for interview in order for the poster or record book to be judged and to qualify for Grand or Reserve.**

**Posters or notebook MUST be turned in at the time of the County Shoot or exhibited at Winter Achievement.**

**There will be no makeup dates – No Exceptions!**

## **Shooting Sports Project Requirements:**

1. Both boys and girls age 8 and up may compete at the county level. Targets will be scored, graded, judged and displayed at the fair.
2. Select Division and Class number that corresponds with your projects.
3. Copies of state shoot regulations are at the Extension 4-H office and available online.
4. To be eligible for the St. Clair County 4-H Shoot in any gun discipline an exhibitor must either exhibit a gun safety poster or a project record book at either Winter Achievement or at the St. Clair County 4-H Fair. All safety posters and record book must have an exhibit tag attached to them when handed in on the day of the shoot. Poster must be on some phase of Gun Safety. One poster per exhibitor. Poster cannot have any 3-D objects.
5. State Shoot Eligibility: Grand/Reserve of eligible age class. Alternates determined by points and class standing. Must be registered, check with Supt. for deadline. State age for shoot is your age as of Jan. 1<sup>st</sup>. Must be 9 or older for B-B gun & 12 or older for other disciplines TO COMPETE AT THE STATE SHOOT.
6. All guns will be left in cases until you are at shooting stations.
7. All guns will get a safety check at shooting stations.
8. Youth must have a certified 4-H shooting leader in order to compete at the county shoot.
9. No reloads for shotguns – factory loads only.

## **Shooting Sports Project Requirements continued:**

10. The first safety violation by any youth will incur a warning. A second violation will mean instant disqualification.
11. County rules will follow State 4-H Rules.
12. B-B gun & Air (pellet) rifle: Eye protection is mandatory.
13. Rifle, Muzzleloading, Trap & Skeet Event: Eye & ear projection is mandatory.
14. All shooting sports & archery targets & safety posters that are not picked up will be discarded at 9 a.m. on Sunday of fair. See Gun Safety.
15. Exhibitors participating in the shooting sports project area must be 4-H members. This is a mandatory requirement for the fair. All shooting sports participants must shoot under a certified shooting sports instructor in the discipline that they're shooting in. Certified shooting sports instructors will submit lists of their eligible exhibitors prior to the county shoot for verification. Anyone not endorsed by a certified shooting sports instructor and not a 4-H member will not be allowed to shoot at the county shoot.
16. Exhibitors may only shoot 7 events total for the day, including 3-D Archery.

## **Gun Safety Project Requirements:**

1. Exhibitor must accompany exhibit and be interviewed. If exhibitor cannot be present for interview, he/she must contact superintendent.
2. To be eligible for the St. Clair County 4-H & Youth Shoot for B-B gun Air Rifle, Rifle, Muzzleloading, trap or Skeet, an exhibitor must either exhibit a gun safety poster, size 14"x22" (half sheet of poster board) or a project record book (ages 11-19) at either Winter Achievement or at the St. Clair 4-H gun Shoot. All safety posters and record books must have a fair exhibit tag attached to them when handed in on the day of the shoot. Posters must be on some phase of Gun Safety. One poster per exhibitor. Poster cannot have any 3-D objects.
3. All shooting sports and archery targets and safety posters that are not picked up will be discarded at 9 a.m. on Sunday.

## **Division 3501 – Safety**

POSTER on some phase of gun safety.

Class 01 - Safety Poster, 8-11 years old

Class 02 - Safety Poster, 12-14 years old

Class 03 - Safety Poster, 15-19 years old

Class 05 - 4-H Project Record Book, 8-11 years old

Class 06 - 4-H Project Record Book, 12-14 years old

Class 07 - 4-H Project Record Book, 15-19 years old

# SHOOTING SPORTS continued

## Division 3511 – Rifle Shoot

Unless specified herein, Michigan 4-H Shooting Sports State Tournament Rules and NRA Small-bore Rifle Rules apply to this division. NRA rule books are available from Competitive Shooting Programs. These rules can be found online.

**Field Rifle** will be .22 caliber rim fire (no .22 Magnum rifles), capable of single loading. Weight not to exceed 7.5 lbs., trigger pull be 2 lbs. or more. Sights may be open or peep style only. The front sight must be permanently mounted, not capable of changing inserts. The rear sight must NOT be capable of micrometer adjustment. Open iron and adjustable peep sights are permitted. NO telescopic sights, slings, palm rests, adjustable butt plates, or specialized shooting coats, pants, shoes, etc. are permitted.

**Target Rifle** will be .22 caliber rimfire target rifle (no .22 Magnum rifles). See NRA small bore rifle rule 3.2, for complete equipment specifications. NO telescopic sights. Anyone wishing to use a sporting rifle in the target class may do so. Open chamber indicators (O.C.I.) will be used. 30 shots per contestant at 50-foot target.

**A32 targets:** Sighter shots will be fired and checked before each round.

10 shots prone position – 10 minutes  
10 shots kneeling position – 10 minutes  
10 shots standing position – 15 minutes

**Class 13** - Field .22 Shoot, Sporting 12-14 years old

**Class 14** - Field .22 Shoot, Sporting 15-19 yrs. old

**A17 targets:** Sighter shots will be fired and checked before each round.

10 shots prone position – 10 minutes  
10 shots kneeling position – 10 minutes  
10 shots standing position – 15 minutes

**Class 16** - Rifle .22 Shoot, Target 12-14 years old

**Class 17** - Rifle .22 Shoot, Target 15 – 19 years

## Division 3512 – Trap Shoot

Unless specified herein, Michigan 4-H Shooting Sports state Tournament Rules and ATA Official Trapshooting Rules & Regulations apply to this division. These rules can be found online.

Trap Shoot ammunition must be either trap load, sport load or their equivalent. The event will have two rounds of 25 shots each. Competition will be on an ATA trap range from the 16-yard stand. The scores for first and second place will be broken by a sudden death shoot off. Field loads (over 3 drams & 1 1/8 oz. shot) are illegal for all classes. 50 rounds of shot will be used.

**Class 18** - Trap Shoot, 12-14 years old

**Class 19** - Trap Shoot, 15 -19 years

## Division 3514 – B-B Gun Contest

Unless specified herein, Michigan 4-H Shooting Sports State Tournament Rules and NRA BB Gun Rules apply to this division. NRA rule books are available from the NRA Competitive Shooting Program. These rules can be found online.

**B-B Guns** may be spring, gas or pneumatic operated. Barrels may be smooth bore or rifled. Rifling in the guns may be equivalent to that of Daisy 845, but not of greater precision. Multi-pump B-B guns are limited to 1 pump. Open iron and adjustable peep sights are permitted. NO telescopic sights. Half-slings are allowed. Ordinary sports or casual clothing must be worn. No padded or unusually heavy clothing is permitted. No pads, braces, or elastic bandages will be allowed, without the approval of the superintendent. Ammunition will be a round B-B.

10 shots prone position – 1 target – 10 minutes

10 shots sitting position – 1 target – 10 minutes

**Class 24** - B-B Gun, 8-11 years old\*

**Class 25** - B-B Gun, 12-14 years old

**Class 26** - B-B Gun, 15 – 19 years

\*8 year olds require one-on-one adult supervision. There is no coaching on the firing line of the county shoot for all ages.

## Division 3515 – Air (Pellet) Rifle

Unless specified herein, Michigan 4-H Shooting State Tournament Rules and National Standard Three Position Air Rifle Rules apply to this division. These rules can be found online.

**Air Rifle** must be 0.177 cal. Open chamber indicators (O.C.I.) will be used. Multi-pump rifles will be limited to 3 pumps. No telescopic sights are permitted. Slings are allowed in the prone and kneeling positions only. The sling must be worn only over the upper part of the left arm (right are for a left-handed competitor) and from there connected to the fore-end of the rifle stock.

**Sporter Air Rifle** is intended to be a low cost, entry-level rifle without specialized modifications. Muzzle velocity of 600 fps or less. Maximum weight is 7.5 lbs. Minimum trigger pull is 1.5 lbs., adjustable butt and comb of stock allowed, but cannot be changed during competition. Purchase price (price that is available to junior shooting sports programs through a manufacturer's special marketing program) not to exceed \$600. Only sights manufactured for and sold with the Sporter air rifles are permitted. Sights for the front sight apertures or inserts may be used in approved Sporter air rifle front sights; different sized apertures may be used in different positions. An adjustable iris or adjustable aperture may not be used in the front or rear sight. Metal front sights

# SHOOTING SPORTS continued

bases may be substituted for plastic Daisy XSV40/AA T200 front sight bases. Approved Sporter Rifles (include but are not limited to the following: Air Force Air Guns Edge, Crosman CH2000 and CH2009, Daisy M853/753/953/853CM/888/887/XSV40 Valiant and the Air Arms T200).

**Sporter Clothing:** Shooting jackets and special shooting pants are not permitted. Any ordinary glove or shooting glove is permitted.

**Precision:** Any type of .177 caliber pneumatic, spring air, compressed air or CO2 rifle with a muzzle velocity of 600 fps or less that conforms to the specification of National Standard Three Position Air Rifle Rules 4.4/4.5/4.6 and 4.7 may be used.

30 shots per contestant at 10 meter range:

10 shots prone position – 1 target – 10 minutes

10 shots kneeling position – 1 target, 10 minutes

10 shots standing position – 1 target – 10 minutes

**Class 28** - Sporting Air Rifle, 9-11 years old

**Class 29** - Sporting Air Rifle, 12-14 years old

**Class 30** - Sporting Air Rifle, 15 – 19 years

**Class 32** - Precision Air Rifle, Ages 11-14 years old

**Class 33** - Precision Air Rifle, Ages 15 – 19 years

## **Division 3516 – Skeet Shoot**

Unless specified herein, Michigan 4-H Shooting Sports State Tournament Rules and National Skeet Shooting Association rules apply.

**Skeet Shoot** ammunition must be either skeet load, sport load or their equivalent. The event will have two rounds of 25 shots each. Tie scores for first and second place will be broken by a sudden death shoot-off. Field loads (over 3 drams & 1 1/8 oz. shot) are illegal for skeet shooting.

**Class 35** - Skeet Shoot, 12-14 years old

**Class 36** - Skeet Shoot, 15 – 19 years

## **Division 3517 – Muzzle Loading Rifle**

Unless specified herein, Michigan 4-H Shooting Sports State Tournament Rules and National Muzzle Loading Rifle Association rules apply.

All contestants must be accompanied by leader, coach or parent.

**Class 38** - Traditional Muzzle Loading 12-14 years old\*

**Class 39** - Traditional Muzzle Loading 15 – 19 years\*

**Class 40** - Open Class Muzzle Loading, 12-14 years old\*\*

**Class 41** - Open Class Muzzle Loading, 15 – 19 yrs.\*\*

\*Caplock or Flintlock with OPEN SIGHTS

\*\*Caplock, Flintlock, or In-line with TELESCOPE

## **Muzzle Loading Rifle Equipment:**

1. Any caliber muzzle loading long gun may be used, but the weight of the rifle must be 10 lbs. or less.
2. Contestants will use their own sporting firearms, black powder or Pyrodex, projectiles, patches, and shooting bag or pouch.
3. Only pre-measured charges may be used from a powder horn or powder can (WITH POUR SPOUTS). NO PLASTIC OR GLASS CONDIMENT CONTAINERS. NO PELLETIZED POWDER.
4. No powder horns or powder cans will be allowed on the firing line (except as needed by flintlock shooters for priming powder). These items will be allowed only at the loading bench.
5. Sights must be open or telescopic; peep sights and shades are prohibited. Sights may be stationary or adjustable. Telescopic sights allowed only in Open Class Competition.
6. The following are prohibited: Schutzen type butt plate, adjustable butt plates, palms, and slings.
7. Set triggers and double triggers will be allowed.
8. Range rods with palm savers required for all loading of guns.
9. Any time guns are empty range rod must be down barrel.
10. No smokeless powder will be allowed on the range.
11. All range rods will have a scribed line to show a seated load.
12. Granulated powder permitted, no pellets. NO PELLETIZED POWDER WILL BE ALLOWED.
13. Contestants may use spotting scopes or binoculars as long as they do not interfere with other participants.
14. In the Traditional Muzzle Loading Rifle competition, only traditional flintlock or caplock muzzle loading rifles with metallic sights may be used with a “patched round ball” only. No sabots or conical bullets will be allowed.
15. In the Open Class Muzzle Loading Rifle competition, any caliber in-line muzzle loading rifles with or without a scope or any caliber traditional flintlock or caplock muzzle loading rifle with a scope may be used. Sabots, conical bullets, or “patched round balls” may be used.
16. Sabots and conical bullets allowed in the Open Class only.

## **ENTRY DEADLINE JULY 1**

# SHOOTING SPORTS continued

Targets, Rules and Course of Fire: Standard NMLRA Targets (such as 1 or 2 buffalo targets, 6 bull targets) will be used at the discretion of the Range Officer. Standard range rules will be followed and targets will be scored from the center of the target to the center of the ball hole.

1. Ten shots per contestant in standing position – on two targets – 20 minutes per target – 5 shots per target.
2. Five shots will be taken at 25 yards, and 5 shots at 50 yards. Buffalo target at 50 yards and 6 bull targets at 25 yards. Sight-in shots will be fired at 25 yard target only.



3. Procedures for Loading: All loading will be done at a loading bench; the loading bench(es) will be located along a loading line, well in back of the firing line. No caps will be put on the nipples, no flintlocks primed until the shooter is on the firing line. Spectators and coaches will be kept behind the spectator line, well in back of the loading line. **NO SMOKING ALLOWED IN THE VICINITY OF THIS EVENT.**
4. Procedures for Handling Misfires or Hangfires: All misfires will be handled by the Range Officer (and/or assistants). A shooter with a misfire should call the Range Officer at once while keeping the barrel pointed downrange at all times.

**ALL EXHIBITORS ARE ADVISED TO THOROUGHLY READ THE FAIR RULES AND REGULATIONS, FAIR CODE OF CONDUCT, LIVESTOCK RULES & REGULATIONS AND LIVESTOCK EXHIBITOR CONDUCT.**



# ARCHERY

## Superintendents:

Kim Carrier (810) 488-5764  
Jennifer Fox (810) 531-8754  
Email: jenlfox35@gmail.com

Target Shoot: Sun, June 28 @ 8 a.m. Shoot begins at 9 a.m.

Location: Goodells County Park, Old Campgrounds

Poster Judging: Monday at 1-2 p.m. Campground pavilion

Check in Time: Monday at 1 p.m.

Check out Time: Saturday 7-8 p.m. or Sunday 8-9 a.m.

Premiums: A=\$4; B=\$2; C=No premiums

Awards Ceremony: Monday at 3 p.m., after poster judging in campground pavilion

3-D Target Shoot: Saturday, June 27. Sign up starts @ 7 a.m.

at Blue Water Sportsman's Club. Shoot begins at 7:30 a.m.

Poster must be turned in by participant at time of first archery project shoot or one required per participant exhibited at Winter Achievement or Fair.

**There will be no makeup dates – No Exceptions!**

## Project Requirements:

1. To be eligible for the target and/or 3-D target archery shoot, an exhibitor must exhibit an archery safety poster or project record book. This must be turned in at time of your first shoot.
2. Exhibitor must accompany exhibit and be interviewed. If exhibitor cannot be present for interview, he/she must contact the superintendent.
3. Safety Poster: Poster board size is 14"x22" (half sheet of poster board). Poster on some phase of archery safety. One poster per exhibitor. Ages 12-19 may choose between submitting a poster or 4-H project record book. Posters cannot have any 3-D objects.
4. Target size for target shoot: The standard N.A.A. 48" target will be used. Scored 10, 9, 8, 7, 6, 5, 4, 3, 2 and 1. Everyone will shoot 30 arrows at 30 yds. and 30 arrows at 20 yds. (the longer distance first). There will be 5 rounds of 6 arrows and 6 practice arrows at each distance. A total of 60 scoring arrows and 12 practice arrows will be shot. (Each member should have at least 9 arrows in case of breakage or loss, arrows must be marked or identifiable.) Open class target size will shoot the smaller 10 ring on the 122 cm face at 30 yards. Open class will shoot at 60 cm face target at 20 yards.

5. Target Size for 3-D target shoot: Exhibitor will shoot at near full-size silhouette animal targets. A 30-station walk-through range. Targets will be positioned approx. 0-25 yards away. Limited time to shoot one arrow at each target. Scoring will be based on 10-point and 8-point scoring rings in the vital area (lung, liver, double-lung). Arrows outside the scoring ring will receive 5 points. Arrows completely missing the target will be scored as a "0". There may be a 3-D target shoot range fee.

Requirements and Rules to Participate at County Shoot:

**\*\*All equipment will be inspected by range officers prior to competition.**

- a. Exhibitor's age is determined as of January 1<sup>st</sup> of the current year. 3-D Shoot participants must be 8-19 years of age and be experienced in shooting. Target Shoot participants must be 8-19 years of age.
- b. Exhibitors participating in the archery project area must be 4-H members. This is a mandatory requirement. All archery participants must shoot under a certified archery instructor. Certified archery instructors will submit lists of their eligible exhibitors prior to the County Shoot for verification. Anyone not endorsed by a certified archery instructor and not a 4-H member will not be allowed to shoot at the County Shoot.
- c. Rules governing this shoot are taken from the State Shoot rules, obtained from the Extension 4-H office.
- d. Bow - Recurve, Long or Compound bows are to be used. Instinctive – Bow without sights or bow marks. Sighted – sights or bow marks added to the bow. Maximum draw weight allowed for Target Class is 60 lbs. Maximum Draw weight allowed for 3-D Shot is 60 lbs. and maximum stabilizer of 12 inches can be used – 3-D ONLY.
- e. 3-D shooters each must have a minimum of 6 arrows. Only target points or bullet shaped points are permitted for all classes. Target shooters each must have a minimum of 9 arrows. NO telescopic sights, lasers and/or non-electronic range finders will be allowed in any class. NO field glasses or telescopes may be used in the 3-D shoot.
- f. Ovedraws will be allowed, EXCEPT arrow tip must extend to beyond bow grip pivot point (Tip of arrow cannot be drawn back past center of pivot point of bow.)
- g. Open Classes ONLY: Release aids are allowed (except for back tension release aids will not be allowed).
- h. Range Officer: Will control the Target Shoot with a whistle.



# ARCHERY continued

2 Whistle Blasts – Stop to the Shooting line

1 Whistle Blast – Begin shooting

3 Whistle Blasts – Retrieve arrows

4 or more Whistle Blasts – Emergency, let down bow, put arrow back in quiver. Wait for instruction from range officer.

Check the conduct of shooting and scoring which includes making decisions on questionable arrows.

i. FINGER PROTECTION & ARM GUARDS ARE MANDATORY.

Each shooter must have their own safety protection.

(Gloves, shooting tabs or tape to draw, holdback and release and string are permitted, provided they are smooth with no device to help hold and/or release the string).

j. Archery shoot score sheets will be scored, graded and given to exhibitor at time of interview of poster. State Shoot Eligibility: Grand/Reserve of eligible age class. Alternates determined by points and class standing. State age for shoot is age as of January 1<sup>st</sup> of the current year. Exhibitors eligible at age 9-19 for Target and 9-19 for 3-D Bow Hunting. Those qualifying for the State Shoot should review state rules since state shoot rules may differ slightly from county shoot rules.

k. No binoculars at the shooting line – TARGET ONLY.

## **Division 3401 – Safety Poster & Record Book**

**Class 01** - Safety Poster, 8-11 years old

**Class 02** - Safety Poster, 12-14 years old

**Class 03** - Safety Poster, 15 years & over

**Class 04** - 4-H Project Record Book, 12-14 years old

**Class 05** - 4-H Project Record Book, 15 years & over

## **Division 3409 – Target - Novice**

Novice division is designed for **only** beginner exhibitors, ages 8-11, not comfortable shooting 30 yards.

Will shoot 30 arrows at 20 yards. There will be 5 rounds of 6 arrows and 6 practice arrows. A total of 30 scoring arrows and 6 practice arrows will be shot.

**Class 32** - Target/Long or Recurve Bows, 8-11 yrs. old

**Class 33** - Target/Compound Bow no sight, 8-11 yrs. old

**Class 34** - Target/Sighted Bow, 8-11 yrs. old

**Class 35** - Target/Open Class, 8-11 yrs. old

## **Division 3402 – Target/Long or Recurve Bow**

**Class 08** - Long or Recurve Bow, 8-11 years old

**Class 09** - Long or Recurve Bow, 12-14 years old

**Class 10** - Long or Recurve Bow, 15 years & over

## **Division 3403 – Target/Compound Bow**

**Class 12** - Compound Bow (No sights), 8-11 years old

**Class 13** - Compound Bow (No sights), 12-14 years old

**Class 14** - Compound Bow (No sights), 15 years & over

## **Division 3404 – Target/Sighted Bow**

**Class 16** - Sighted Bow, 8-11 years old

**Class 17** - Sighted Bow, 12-14 years old

**Class 18** - Sighted Bow, 15 years and over

## **Division 3405 – Target/Open Class**

**Class 20** - Beginner Open Class, 8-11 years old

**Class 21** - Junior Open Class, 12-14 years old

**Class 22** - Senior Open Class, 15 years & over

## **Division 3406 – 3-D Target/Instinctive Bow**

**Class 23** - Instinctive Bow, 8-11 years old

**Class 24** - Junior Instinctive Bow, 12-14 years old

**Class 25** - Senior Instinctive Bow, 15 years & over

## **Division 3407 – 3-D Target/Sighted Bow**

**Class 26** - Sighted Bow, 8-11 years old

**Class 27** - Junior Sighted Bow, 12-14 years old

**Class 28** - Senior Sighted Bow, 15 years & over

## **Division 3408 – 3-D Target/Open Class**

**Class 29** - Beginner Open Class, 8-11 years old

**Class 30** - Open Class, 12-14 years old

**Class 31** - Open Class, 15 years & over



# WOODWORKING

## Superintendent:

Eric Burgess (586) 419-7318 eburgess21@gmail.com

Judging: Saturday at 1 p.m., with interview (before fair)

Location: Still Exhibit Barn

Project Set Up: Friday at 6:00 p.m.

Check in Time: Saturday at 1 p.m. (before fair)

Check out Time: Saturday 7-8 p.m. or Sunday 8-9 a.m.

Premiums: A=\$4; B=\$2; C=No premiums.

## Project Requirements:

1. See Woodworking/Wood Science Project Guidelines on Fair website [www.stclaircounty4hfair.org](http://www.stclaircounty4hfair.org)
2. Exhibits will be evaluated on construction and design of the project, knowledge of the material and tools used, and an interview.
3. Please attach design or plans of project, and be prepared to discuss process of construction and techniques.

## Division 4201 – Woodworking Ages 8-11 years old

**Class 01** - Outdoor, birdhouses & feeders, mailbox, etc.

**Class 02** - Small Woodworking (smaller than a bread box)

**Class 03** - Furniture, shelving, table, chair, cupboard, etc.

**Class 04** - Wood Burning

**Class 05** - Carving (animals, humans, autos, etc.)

**Class 06** - Kits

**Class 07** - Laser Printed

## Division 4202 – Woodworking Ages 12-14 years old

**Class 08** - Outdoor, birdhouses & feeders, mailbox, etc.

**Class 09** - Small Woodworking (smaller than a bread box)

**Class 10** - Furniture, shelving, table, chair, cupboard, etc.

**Class 11** - Wood Burning

**Class 12** - Carving (animals, humans, autos, etc.)

**Class 13** - Kits

**Class 14** - Laser Printed

## Division 4203 – Woodworking Ages 15 & over

**Class 15** - Outdoor, birdhouses & feeders, mailbox, etc.

**Class 16** - Small Woodworking (smaller than a bread box)

**Class 17** - Furniture, shelving, table, chair, cupboard, etc.

**Class 18** - Wood Burning

**Class 19** - Carving (animals, humans, autos, etc.)

**Class 20** - Kits

**Class 21** - Laser Printed



# FOLK PATTERNS & HERITAGE

## Superintendent:

Peggy Gregg (810) 941-8955

Judging: Sunday at 9 a.m., with interview (before fair)

Location: Still Exhibit Barn

Project Set Up: Friday at 6:00 p.m.

Check in Time: Sunday at 9 a.m. (before fair)

Check out Time: Saturday 7-8 p.m. or Sunday 8-9 a.m.

Premiums: A=\$4; B=\$2; C=No premiums

## Project Requirements:

1. Exhibitors should bring project at time of judging.  
Projects must remain in place until time of release.
2. If entering as a club, club must enter online as a club.

## Project Requirements:


1. A protective see-through covering is recommended during fair week for items that may get soiled.
2. Select a class that corresponds with your project.
3. If entering as a club, must fill out online entry as a club.
4. The project normally has all the explanation needed.  
Judging will be conducted by the number of years in project area.

1<sup>st</sup> Year Project

2<sup>nd</sup> & 3<sup>rd</sup> Year Project

4 or more years in Project

**Report Form available at Fair Office, 4-H Extension office or fair website.**



## Division 5501 – Individual Exhibits

**Class 01** - Folk Skills/Crafts

**Class 02** - Family Folklore (genealogy)

**Class 03** - Food ways (customs of food production)\*

**Class 04** - Photography (historical sites, craftsmanship)\*\*

**Class 05** - Documented interview

**Class 06** - Historical clothing

**Class 07** - Heritage Gardening

**Class 08** - Heritage Artifacts/Collections

**Class 09** - Community Folklore

**Class 10** - Folk Games & Toys

**Class 11** - Livestock/Animal Lore

**Class 12** - Architecture/Buildings/Shelters

**Class 13** - Hunting/Fishing/Trapping Lore

**Class 14** - Indian Lore

**Class 15** - Ethnic Celebrations

**Class 16** - Occupational Traditions

**Class 17** - Folk Medicine

**Class 18** - Folk Patterns, any other not listed above

**Class 19** - Folk Patterns, Careers in Agriculture

**Class 20** - Barn Quilt (poster board or wood)\*\*\*

\*Food ways (customs of food production, preservation, preparation, preservation, marketing and folklore)

\*\*Photography (historical sites, craftsmanship, events/festivals in your community)

\*\*\*A barn quilt is a decorative piece of painted wood that resembles a traditional quilt, typically square-shaped with geometric designs. These quilts are often mounted on barns or other buildings and celebrate Americana art and culture while adding color to rural landscapes. The patterns used in barn quilts are often passed down through generations, reflecting family traditions and stories. They serve not only as art but also as a way to connect with heritage and community



**CLASS 20 - NEW THIS YEAR**

# HOME & FAMILY DEVELOPMENT

## Superintendent:

Veronica Ruemenapp (810) 305-1829, vrheitz@gmail.com

Judging: Saturday at 3 p.m., with interview (before fair)

Location: Still Exhibit Barn

Project Set Up: Friday at 6:00 p.m.

Check in Time: Saturday at 3 p.m. (before fair)

Check out Time: Saturday 7-8 p.m. or Sunday 8-9 a.m.

Premiums: A=\$4; B=\$2; C=No premiums

## Project Requirements:

1. Exhibitors should bring project at time of judging.  
Projects must remain in place until time of release.
2. If entering as a club, club must enter online as a club.

## Division 5401 – Landscape Design

Show a poster including a sketch or photograph of the front of a house. Design the landscape around that picture explaining what trees, shrubs and flowers you would use to complement the home and why. Display no bigger than 22"x28".

**Class 01** - Landscape using flowers, trees, etc., Ages 8-11

**Class 02** - Landscape using flowers, trees, etc., Ages 12-13

**Class 03** - Landscape using flowers, trees, etc., 14 & over

Show a poster detailing a certain size of vegetable plot. What vegetables would you plan and why? Would there be considerations as to which plants should or should not be planted next to each other? How much space does each require?

**Class 04** - Landscape using vegetables, Ages 8-11

**Class 05** - Landscape using vegetables, Ages 12-13

**Class 06** - Landscape using vegetables, Ages 14 & up

## Division 5402 – The Family

Using a combination of poster, pictures and other items tell us about an aspect of family life that you feel is important. Examples could be the use of rules, babysitting, home safety, first aid or chores. Educational poster and/or booklet

**Class 08** - Living in a Family

**Class 09** - Toddler & Preschooler

**Class 10** - When you Take Care of Children

**Class 11** - Living with Myself and Others

**Class 12** - Dating, Marriage or Family Life

## Division 5403 – Home Design or Decorating

**Class 14** - Beginning Color, Ages 8-11 years old\*

**Class 15** - Table setting, Ages 8-11\*\*

**Class 16** - Decorative Arrangement, Ages 8-11

**Class 17** - Home Improvement Project, Ages 8-11\*\*\*

**Class 18** - Refinished piece of furniture/accessory, Age 8-11

**Class 19** - Room decorating or design, Ages 8-11

**Class 20** - Home decorating, photos, Ages 8-11

**Class 21** - Beginning Color, Age 12 & over\*

**Class 22** - Table setting, Ages 12 & over\*\*

**Class 23** - Decorative Arrangement, Age 12 & over

**Class 24** - Home Improvement Project, Age 12 & over\*\*\*

**Class 25** - Refinished piece of furniture, Age 12 & over

**Class 26** - Room decorating or design, Age 12 & over

**Class 27** - Home decorating, photos, Age 12 & over

\*Beginning Color – Table cover with single dish.

\*\*Table Setting – Photo spread with captions. Exhibitor should plan a coordinated, economical table setting for one person including menu around a selected theme. Include table covering, placemat, dinnerware, stemware, flatware, centerpiece. Menu should include basic food groups.

\*\*\*Home Improvement – Through photos and captions, illustrate your home improvement project.

## Division 5404 – Upcycle/Recycle Furniture or Decor

Did you see the great decorating potential in an old piece of furniture or a pile of pallet wood? Do you see the different colors or finishes that could make them a great piece of décor? Exhibit it at the fair, include before and after pictures.

**Class 29** - Upcycle/Recycle Furniture, Ages 8-11 yrs. old

**Class 30** - Upcycle/Recycle Furniture, Age 12 & over

## Division 5405 – Party Planning/Gift Wrap

Ever thought that you could plan the best party? The colors, the food, the decorations, etc. if so, put together a poster showing us all of your great ideas. Is your talent gift wrapping? Bring your most beautiful gift box wrapped or a very unique way of wrapping it.

**Class 31** - Party Planning/Gift Wrap, Ages 8-11 yrs. old

**Class 32** - Party Planning/Gift Wrap, Age 12 & over

# ENTRY DEADLINE JULY 1

# ARTS

## Superintendent:

Heather Stull (586) 306-3244 hmstull@yahoo.com

Judging: Saturday at 9 a.m., with interview (before fair)

Location: Still Exhibit Barn

Project Set Up: Friday at 6:00 p.m.

Check in Time: Saturday at 9 a.m. (before fair)

Check out Time: Saturday 7-8 p.m. or Sunday 8-9 a.m.

Premiums: A=\$4; B=\$2; C=No premiums.

## Project Requirements:

1. One exhibit allowed per class.
2. Artwork must be matted on a firm surface. Acceptable material can be matting board, cardstock, foam board or stiff poster board.
3. Matting must include a 2" border around the artwork.
4. Matting does not apply to canvas artwork.
5. Avoid glues or adhesives that will damage your artwork or leak through your project.

## Division 3801 – Art, Ages 8-10 years old

**Class 01** - Painting, acrylic, tempera or oil

**Class 02** - Watercolor (paint, pencil or crayons)

**Class 03** - Chalk, Pastel, Charcoal

**Class 04** - Pencil Drawing (Graphite, colored, charcoal)

**Class 05** - Ink Drawing

**Class 06** - Mixed Media (use at least two mediums)

**Class 07** - Dimensional sculptures (wax, stone, metal, glass, rubber, etc.)

**Class 08** - Natural Art (plants, fruits, spices, coffee, etc.)

## Division 3802 – Art, Ages 11-13 years old

**Class 10** - Painting, acrylic, tempera or oil

**Class 11** - Watercolor (paint, pencil or crayons)

**Class 12** - Chalk, Pastel, Charcoal

**Class 13** - Pencil Drawing (Graphite, colored, charcoal)

**Class 14** - Ink Drawing

**Class 15** - Mixed Media (use at least two mediums)

**Class 16** - Dimensional sculptures (wax, stone, metal, glass, rubber, etc.)

**Class 17** - Natural Art (plants, fruits, spices, coffee, etc.)

## Division 3803 – Art, Ages 14 years and over

**Class 19** - Painting, acrylic, tempera or oil

**Class 20** - Watercolor (paint, pencil or crayons)

**Class 21** - Chalk, Pastel, Charcoal

**Class 22** - Pencil Drawing (Graphite, colored, charcoal)

**Class 23** - Ink Drawing

**Class 24** - Mixed Media (use at least two mediums)

**Class 25** - Dimensional sculptures (wax, stone, metal, glass, rubber, etc.)

**Class 26** - Natural Art (plants, fruits, spices, coffee, etc.)

ALL EXHIBITORS ARE ADVISED TO THOROUGHLY READ THE FAIR RULES AND REGULATIONS, FAIR CODE OF CONDUCT, LIVESTOCK RULES & REGULATIONS AND LIVESTOCK EXHIBITOR CONDUCT.

# ENTRY DEADLINE JULY 1

# CRAFTS

## Superintendent:

Kathy Renn (810) 394-6294

Paula Smith (810) 434-2114 psommers@hotmail.com

Judging: Saturday at 9 a.m., with interview (before fair)

Location: Still Exhibit Barn

Project Set Up: Friday at 6:00 p.m.

Check in Time: Saturday at 9 a.m. (before fair)

Check out Time: Saturday 7-8 p.m. or Sunday 8-9 a.m.

Premiums: A=\$4; B=\$2; C=No premiums

## Project Requirements:

1. One exhibit allowed per class and may not consist of more than 1 article or piece unless permanently attached or affixed.
2. Kits will be evaluated using different criteria than those not made from a kit. "Kit" must be indicated on entry tag.
3. Painted shirts must be exhibited on a hanger.
4. Jewelry may be taken home after judging. If you take your project home you must leave a framed picture of the item for display.

## Division 3901 – Crafts, Ages 8-10 years old

**Class 01** - Scrap & Ecology

**Class 02** - Needlework

**Class 03** - Shirt Painting/Decorating

**Class 04** - Jewelry

**Class 05** - Basket Weaving

**Class 06** - Vinyl Shirt Design

**Class 07** - String Art, Rug Hooking, Macrame, etc.

**Class 08** - Leathercraft

**Class 09** - Candle Making

**Class 10** - Tole Painting

**Class 11** - Glass etching, glass work, stained glass

**Class 12** - Wreaths

**Class 13** - Puzzlecraft

**Class 14** - Yard Art (mostly made of recycled product)

**Class 15** - Decorated Bird Houses

**Class 16** - Sand or Salt Art

**Class 17** - Ceramic, Sculpture, Pottery, Clay, Dough Art

**Class 18** - Potpourri, Oils, Soap Making

**Class 19** - Fleece Blankets

**Class 20** - Other

## Division 3902 – Crafts, Ages 11-14 years old

**Class 01** - Scrap & Ecology

**Class 02** - Needlework

**Class 03** - Shirt Painting/Decorating

**Class 04** - Jewelry

**Class 05** - Basket Weaving

**Class 06** - Vinyl Shirt Design

**Class 07** - String Art, Rug Hooking, Macrame, etc.

**Class 08** - Leathercraft

**Class 09** - Candle Making

**Class 10** - Tole Painting

**Class 11** - Glass etching, glass work, stained glass

**Class 12** - Wreaths

**Class 13** - Puzzlecraft

**Class 14** - Yard Art (mostly made of recycled product)

**Class 15** - Decorated Bird Houses

**Class 16** - Sand or Salt Art

**Class 17** - Ceramic, Sculpture, Pottery, Clay, Dough Art

**Class 18** - Potpourri, Oils, Soap Making

**Class 19** - Fleece Blankets

**Class 20** - Other

## Division 3903 – Crafts, Ages 15 & over

**Class 01** - Scrap & Ecology

**Class 02** - Needlework

**Class 03** - Shirt Painting/Decorating

**Class 04** - Jewelry

**Class 05** - Basket Weaving

**Class 06** - Vinyl Shirt Design

**Class 07** - String Art, Rug Hooking, Macrame, etc.

**Class 08** - Leathercraft

**Class 09** - Candle Making

**Class 10** - Tole Painting

**Class 11** - Glass etching, glass work, stained glass

**Class 12** - Wreaths

**Class 13** - Puzzlecraft

**Class 14** - Yard Art (mostly made of recycled product)

**Class 15** - Decorated Bird Houses

**Class 16** - Sand or Salt Art

**Class 17** - Ceramic, Sculpture, Pottery, Clay, Dough Art

**Class 18** - Potpourri, Oils, Soap Making

**Class 19** - Fleece Blankets

**Class 20** - Other

# ENTRY DEADLINE JULY 1

# SCRAPBOOKING & PAPER CRAFT

## Superintendent:

Lindsey LaForte (586) 801-3763 lindseylaforte@gmail.com

Judging: Saturday at 10:30 a.m., with interview (before fair)

Location: Still Exhibit Barn

Project Set Up: Friday at 6:00 p.m.

Check in Time: Saturday at 10:30 a.m. (before fair)

Check out Time: Saturday 7-8 p.m. or Sunday 8-9 a.m.

Premiums: A=\$4; B=\$2; C=No premiums

## Project Requirements:

1. Neatness, creativity, age and year in project will be considered during judging.
2. Any subject acceptable with any style of scrapbooking.
3. You may show your book again next year. The second year you must make the previous evaluation sheet part of your book and place it where your project ended. Judging will continue from that point. A minimum of 5 new pages.
4. Paper craft projects should utilize various papers, tools and techniques to create unique hand-crafted greeting cards, gift tags or other projects.

5. Five gift tags should be shown; they can be related or different subjects. They should be displayed on 8 ½ x 11 heavy cardstock paper/poster board.

6. Three greeting cards should be shown; they can be related or different subjects. Envelopes are not needed.

7. Any paper craft that is not a greeting card, gift tag or scrapbooks may be entered in the other category, for example, bookmarks or postcards.

## Division 4101 – Scrapbooking & Paper Craft 8-11 years old

**Class 01** - Scrapbooking

**Class 02** - Greeting Cards

**Class 03** - Gift Tags

**Class 04** - Papercraft – Other

## Division 4102 – Scrapbooking & Paper Craft 12-14 yrs. old

**Class 05** - Scrapbooking

**Class 06** - Greeting Cards

**Class 07** - Gift Tags

**Class 08** - Papercraft – Other

## Division 4103 – Scrapbooking & Paper Craft 15 & over

**Class 10** - Scrapbooking

**Class 11** - Greeting Cards

**Class 12** - Gift Tags

**Class 13** - Papercraft – Other



# HOLIDAY DECORATIONS

## Superintendent:

Vicki Ruemenapp (586) 405-2928 vicrue68@gmail.com

Judging: Saturday at 10 a.m., with interview (before fair)

Location: Still Exhibit Barn

Project Set Up: Friday at 6:00 p.m.

Check in Time: Saturday at 10 a.m. (before fair)

Check out Time: Saturday 7-8 p.m. or Sunday 8-9 a.m.

Premiums: A=\$4; B=\$2; C=No premiums

## Project Requirements:

1. Exhibitors must provide at least a 10 ft. heavy duty extension cord with any holiday decoration that is lighted. Please label your extension cord for return.
2. Do not leave items of value on premises.
3. One exhibit allowed per class.
4. Exhibitors are encouraged to bring a wreath stand to display their wreath.
5. Exhibitors are encouraged to limit the height of holiday trees to 4 feet.
6. Please let us know if you decide not to show your projects at the last minute, so we don't keep the judge waiting.

## Division 4001 – Holiday Decorations, Ages 8-11 years old

**Class 01** - Holiday Decorated Tree

**Class 02** - Holiday Decorated Wreath

**Class 03** - Holiday Decorated centerpiece

**Class 04** - Holiday decoration, other

## Division 4002 – Holiday Decorations, Ages 12-14 yrs. old

**Class 06** - Holiday Decorated Tree

**Class 07** - Holiday Decorated Wreath

**Class 08** - Holiday Decorated centerpiece

**Class 09** - Holiday decoration, other

## Division 4003 – Holiday Decorations, Ages 15 & over

**Class 11** - Holiday Decorated Tree

**Class 12** - Holiday Decorated Wreath

**Class 13** - Holiday Decorated centerpiece

**Class 14** - Holiday decoration, other



# COLLECTIONS

## Superintendent:

Kylie Veldman (810) 304-3811 kylieveldman@gmail.com

Judging: Saturday at 1 p.m., with interview (before fair)

Location: Still Exhibit Barn

Project Set Up: Friday at 6:00 p.m.

Check in Time: Saturday at 1 p.m. (before fair)

Check out Time: Saturday 7-8 p.m. or Sunday 8-9 a.m.

Premiums: A=\$4; B=\$2; C=No premiums

## Project Requirements:

1. More than one entry may be made, but only one entry per class.
2. Collection Report form is required, which may be obtained from the 4-H office, the Fair Office or on the website.
3. Do not set up any collection prior to judging.

## Division 4501 – Collections, Ages 8-11 years old

**Class 01** - Collectible cards, stamps & coins

**Class 02** - Buttons, pins, keys, matches, pencils & stickers

**Class 03** - Miniature cars & trucks, miniatures, models

**Class 04** - Collections - Other

## Division 4502 – Collections, Ages 12-14 years old

**Class 06** - Collectible cards, stamps & coins

**Class 07** - Buttons, pins, keys, matches, pencils & stickers

**Class 08** - Miniature cars & trucks, miniatures, models

**Class 09** - Collections - Other

## Division 4503 – Collections, Ages 15 & over

**Class 11** - Collectible cards, stamps & coins

**Class 12** - Buttons, pins, keys, matches, pencils & stickers

**Class 13** - Miniature cars & trucks, miniatures, models

**Class 14** - Collections - Other



# PHOTOGRAPHY

## Superintendent:

Linda Thueme (810) 358-3659

Judging: Saturday at 10 a.m., with interview (before fair)

Location: Still Exhibit Barn

Project Set Up: Friday at 6:00 p.m.

Check in Time: Saturday at 10 a.m. (before fair)

Check out Time: Saturday 7-8 p.m. or Sunday 8-9 a.m.

Premiums: A=\$4; B=\$2; C=No premiums

## Project Requirements:

1. POSTER BOARD ONLY. No foam board and no writing on pictures or boards. Cut poster board to the size listed below.
2. All exhibitors will exhibit by age group.
3. All poster boards should have entry tag attached on FRONT with string at the top.
4. Type of camera, phone and/or lens MUST be noted on back of board or entry tag.
5. Select division and class numbers which correspond with the type of photography project you are taking.
6. Digital prints may be cropped.
7. Photographs displayed on one board must be all black & white or all colored. No mixing of photographs.
8. **One entry per class. for a maximum of 5 entries.**
9. Enhanced photos such as cropping, color adjustment and other enhancements are part of the normal photography educational learning process and are permissible. If a photo has been modified or edited to change the original intent, meaning or story captured it should be entered in the Creative Photography class
10. Sepia tone photos (monochromatic) are to be entered as black and white.

**PLAIN WHITE OR BLACK POSTER BOARD 16"x20"**

**PRINT MUST BE STANDARD SIZE 3.5x5" OR 4"x6".**

**ALL BLACK & WHITE PHOTOS OR ALL COLOR PHOTOS,  
NO MIXING OF PHOTOS**

## Division 4301 – Print

### Ages 8-10 years old

**Class 01** - 5 unrelated photos

**Class 02** - 5 photos of a related series of events

**Class 03** - 5 edited related series of photos

### Ages 11-13 years old

**Class 04** - 5 unrelated photos

**Class 05** - 5 photos of a related series of events

**Class 06** - 5 edited related series of photos

### Ages 14 & over

**Class 07** - 5 unrelated photos

**Class 08** - 5 photos of a related series of events

**Class 09** - 5 edited related series of photos

## Requirements for Enlargements

1. Enlargements entered (black & white, or color) must be 8"x10" in size.
2. All enlargements must be glued on plain black or white poster board. Please fasten securely with dry mounting or rubber cement. Place your 8x10 photo on poster board and cut a 1-inch border around all four sides of photo.

## Division 4302 - Enlargements (black & white or color)

### Ages 8-10 years old

**Class 10** - Landscape or seascape

**Class 11** - People at work or play

**Class 12** - Buildings, architecture

**Class 13** - Pets, farm animals, wildlife, insects

**Class 14** - Portraits, plated food, still life

**Class 16** - Photos of Fair

### Ages 11-13 years

**Class 17** - Landscape or seascape

**Class 18** - People at work or play

**Class 19** - Buildings, architecture

**Class 20** - Pets, farm animals, wildlife, insects

**Class 21** - Portraits, plated food, still life

**Class 23** - Photos of Fair

### Ages 14 & over

**Class 24** - Landscape or seascape

**Class 25** - People at work or play

**Class 26** - Buildings, architecture

**Class 27** - Pets, farm animals, wildlife, insects

**Class 28** - Portraits, plated food, still life

**Class 30** - Photos of Fair

## Division 4303 – Creative 5x7 Photography

Images may be taken with a SLR camera or cellphone.

Images altered by any other means besides the device it was taken with is to be entered in this division. Exhibits must include the original photo, which can be a 3.5x5 on the back side of the board, a description of how the image was altered, and the software used to alter the image.

**Class 34** - Edited B&W, 8-10 yrs. old

**Class 35** - Edited B&W, 11-13 yrs. old

**Class 36** - Edited B&W, 14 yrs. & over

**Class 37** - Edited Color, 8-10 years old

**Class 38** - Edited Color, 11-13 years old

**Class 39** - Edited Color, 14 years and over

# PASSPORT TO UNDERSTANDING

## Superintendent:

Veronica Ruemenapp (810) 305-1829, vrheitz@gmail.com

Judging: Sunday at 9 a.m., with interview (before fair)

Location: Still Exhibit Barn

Project Set Up: Friday at 6:00 p.m.

Check in Time: Sunday at 9 a.m. (before fair)

Check out Time: Saturday 7-8 p.m. or Sunday 8-9 a.m.

Premiums: A=\$4; B=\$2; C=No premiums

## Project Requirements:

1. All family tree projects to be shown on small poster board for security. Make sure all photos and articles are firmly secured on boards. Do not leave valuable items on premises.
2. If more than five per division, classes may be divided into age groups; 8-11, 12-13 and 14 & over.

## Division 5601 – Our Heritage

**Class 01** - Exhibit items about any state (individual)

**Class 02** - Exhibit items about any state (club)

**Class 03** - Tracing your Family Tree

Example: Family trips in any state (places you went & things you've seen and souvenirs). Family reunions (in your family) & how far they traveled to attend.

## Division 5602 – International Citizenship

**Class 05** - Exhibit items or articles/foreign country, ind.

**Class 06** - Exhibit items or articles/foreign country, group  
Example: Foreign exchange students that have stayed at your house. What is their history? Enter your trip to another country, what you saw, how different was it from your country and your ways.

## ENTRY DEADLINE JULY 1



# FOOD PRESERVATION

## Superintendent:

Sandy Schott (810) 334-5666

Judging: Saturday at 1 p.m., with interview (before fair)

Location: Still Exhibit Barn

Project Set Up: Friday at 6:00 p.m.

Check in Time: Saturday at 1 p.m. (before fair)

Check out Time: Saturday 7-8 p.m. or Sunday 8-9 a.m.

Premiums :A=\$4; B=\$2; C=No premiums

## Project Requirements:

1. Each jar should be labeled as follows: Product, Name, Address, Age, Division, Class, Contents, Date & Recipe.
2. Exhibits should be in pint or quart jar. Any size decorative jar for food gift in a jar ONLY.
3. Select division and class numbers that correspond with your exhibit.
4. The "ACTION" exhibit may be an educational display (i.e., use of poster 14"x 22", props, etc.) or an actual exhibit of the finished product used in such a way that the exhibitor can actually show and explain what he or she has "done" and "learned". The "ACTION" exhibit is different from a demonstration as it would emphasize showing WHAT rather than HOW. This doesn't mean that the HOW would not be included, the primary objection would be to make the audience aware of WHAT the exhibitor has been doing and learning.
5. If displaying jars in a basket, please limit the height to no more than 11" tall.

## Division 4801 – Action Exhibit - Freezing

An educational exhibit explaining some phase of freezing foods (method, equipment used, wrap, container, etc.) If notebooks or workbooks are used, they must be accompanied by a poster or other descriptive items.

**Class 01** - Action exhibit freezing, Ages 8-11 years old

**Class 02** - Action exhibit freezing, Ages 12-13 years old

**Class 03** - Action exhibit freezing, Ages 14 & over

## Division 4802 – Action Exhibit/Preservation

An educational exhibit explaining the process of food preservation (such as canning, drying or other).

**Class 05** - Action exhibit preservation, Ages 8-11 years old

**Class 06** - Action exhibit preservation, Ages 12-13 years old

**Class 07** - Action exhibit preservation, Ages 14 & over

## Division 4803 - Canning

**Class 09** - Three jars, 3 kinds of fruit

**Class 10** - Three jars, 3 kinds of tomatoes\*

**Class 11** - Three jars, each of different product

**Class 12** - Pickles, 3 jars, each of different kind

**Class 13** - Jam, jelly or preserves, 3 jars, 3 different fruits\*\*

**Class 14** - Three jars, 3 different vegetables

\*Includes tomato juice and can use canned goods from fall.

\*\*Different size jelly jars are acceptable in this class.

"A pressure cooker should be used where applicable, refer to current Ball Blue Book for guidelines."

## Division 4804 – Food Gifts in a Jar

**Class 15** - Desserts (cookies, cakes, etc.)

**Class 16** - Soups

**Class 17** - Gifts in a Jar - Other

Please attach a copy of the recipe on a 3x5 index card or a piece of paper.

## Division 4805 – Dehydrated Food

**Class 18** - Dehydrated foods, Ages 8-11 years old

**Class 19** - Dehydrated foods, Ages 12-13 years old

**Class 20** - Dehydrated foods, Ages 14 & over

**ALL EXHIBITORS ARE ADVISED TO THOROUGHLY READ THE FAIR RULES AND REGULATIONS, FAIR CODE OF CONDUCT, LIVESTOCK RULES & REGULATIONS AND LIVESTOCK EXHIBITOR CONDUCT.**

## ENTRY DEADLINE JULY 1

# CAKE DECORATING

Superintendent:

Becca Graebert (810) 278-0174

Judging: Saturday at 9 a.m., with interview (before fair)

Location: Still Exhibit Barn

Project Set Up: Friday at 6:00 p.m.

Check in Time: Saturday at 9 a.m. (before fair)

Check out Time: Saturday 7-8 p.m. or Sunday 8-9 a.m.

Premiums: A=\$4; B=\$2; C=No premiums

## **Project Requirements:**

1. Decorated cakes to be set up by divisions before judging. Judges will go to the cakes.
2. Cakes may be made from a mix.
3. Decorated cakes must be made of all edible decorations except for wedding cakes which may have plastic or other material for their dividers and top ornaments. Decorated cakes and gingerbread houses are to be exhibited on a board covered with foil. No candy, sugar on decorated cakes, unless homemade. No crackers. Frosting must be homemade unless class allows for non-edibles or purchased items.
4. Boards should not exceed 2 inches beyond cake.
5. Gingerbread/Confection may use store bought candy.
6. Cakes using more than one layer may use hidden supports.
7. All decorated confections must be on a board.

## **Division 4601 – Cake Decorating, Ages 8-11 years old**

**Class 01** - Cut-out cakes

**Class 02** - Decorated cake

**Class 03** - Form pan cake

**Class 04** - Decorated confections, candy, gingerbread, etc.

**Class 05** - Wedding cake

**Class 06** - Fondant cake

**Class 07** - Decorated cupcakes

**Class 08** - Decorated cookies, 3 decorated cookies

**Class 09** - Educational Display

**Class 10** - Decorated cake w\ non-edible, purchased candy

## **Division 4602 – Cake Decorating, Ages 12-14 years old**

**Class 11** - Cut-out cakes

**Class 12** - Decorated cake

**Class 13** - Form pan cake

**Class 14** - Decorated confections, candy, gingerbread, etc.

**Class 15** - Wedding cake

**Class 16** - Fondant cake

**Class 17** - Decorated cupcakes

**Class 18** - Decorated cookies, 3 decorated cookies

**Class 19** - Educational Display

**Class 20** - Decorated cake w\ non-edible, purchased candy

## **Division 4603 – Cake Decorating, Ages 15 and over**

**Class 21** - Cut-out cakes

**Class 22** - Decorated cake

**Class 23** - Form pan cake

**Class 24** - Decorated confections, candy, gingerbread, etc.

**Class 25** - Wedding cake

**Class 26** - Fondant cake

**Class 27** - Decorated cupcakes

**Class 28** - Decorated cookies, 3 decorated cookies

**Class 29** - Educational Display

**Class 30** - Decorated cake w\ non-edible, purchased candy

**ALL EXHIBITORS ARE ADVISED TO THOROUGHLY READ THE FAIR RULES AND REGULATIONS, FAIR CODE OF CONDUCT, LIVESTOCK RULES & REGULATIONS AND LIVESTOCK EXHIBITOR CONDUCT.**



# FOOD PREPARATION

## Superintendent:

Jennifer Niebauer (586) 557-3819 kevjen70\_5@comcast.net

Judging: Sunday 9 – 10:30 a.m. with interview (before fair)

Location: Still Exhibit Barn

Project Set Up: Friday at 6:00 p.m.

Check in Time: Sunday at 9 a.m. (before fair)

Check out Time: Saturday 7-8 p.m. or Sunday 8-9 a.m.

Premiums: A=\$4; B=\$2; C=No premiums

## Project Requirements:

1. All exhibits will be destroyed at the fairgrounds.
2. More than one entry may be made, but only one entry per class.
3. All food exhibits must be brought in on a firm disposable plate and must be covered, PLUS one individually wrapped for the judge. Place food in re-sealable plastic bag if possible.
4. Any exhibit which requires refrigeration such as cream cheese, custards, etc. will not be permitted.
5. All recipes must be from scratch – no mixes or can pie filling.
6. All exhibits should have a copy of the recipe on 3"x5" card.
7. Exhibits of whole cakes, breads, cobblers and pies will have a piece taken for display, unless Grand, Reserve or Honorable Mention awarded. Then the whole cake, bread or pie will be displayed.
8. Any product that may be sticky on the bottom may be put on cardboard covered in foil before putting food product on it.
9. Exhibitors will be judged on first-come, first-serve basis. They will follow the directions of the line clerk as to when to approach the next available judge.
10. The panel of judges will interview exhibitors as they come, not per class.
11. Exhibitors will bring all baked goods, and be interviewed for all items by the same judge.
12. Interviews will take place any time from 1 p.m. until 2:30 p.m. No exhibitors will be allowed in line after 2:30 p.m.
13. Exhibitors may go to the Still Exhibit Barn to seek results of their projects after 5 p.m. or sooner if judging is completed.
14. Exhibitor should have exhibitor tag filled out and attached to the plate with project.

## Division 4701 – Dropped Cookies

**Class 01** - Dropped & shaped cookies, Ages 8-11 yrs. old

**Class 02** - Dropped & shaped cookies, Ages 12-13 yrs. old

**Class 03** - Dropped & shaped cookies, Ages 14 & over

Exhibit 3 in each class on disposable container & 1 wrapped separately for the judge.

## Division 4702 – Bar Cookies

**Class 04** - Bar cookies, Ages 8-11 yrs. old

**Class 05** - Bar cookies, Ages 12-13 yrs. old

**Class 06** - Bar cookies, Ages 14 & over

Exhibit 3 in each class on disposable container & 1 wrapped separately for the judge.

## Division 4703 - Cakes

**Class 07** - Three cake squares, unfrosted\*

**Class 08** - Three plain unfrosted cupcakes\*

**Class 09** - Three frosted cupcakes\*

**Class 10** - Cakes

\*Cupcake papers allowed

## Division 4704 – Quick Breads

**Class 11** - Quick Bread, entire loaf\*

**Class 12** - Muffins, exhibit 3

\*Loaves no less than 4"x 6". No mixes. Do not use bread machine.

## Division 4705 – Yeast Breads

**Class 13** - Yeast Bread, entire loaf\*

**Class 14** - Dinner rolls, exhibit 3

\*Loaves no less than 4"x 6". No mixes. Do not use bread machine.

## Division 4706 – Sweet Rolls, Doughnuts, Coffee Cakes

**Class 15** - Sweet rolls, exhibit 3

**Class 16** - Doughnuts, exhibit 3

**Class 17** - Coffee cake (bring whole cake)

## Division 4713 – Biscuits/Scones

**Class 18** - Biscuits/Scones, exhibit 3, 8-12 yrs. old

**Class 19** - Biscuits/Scones, exhibit 3, 13 yrs. & older

## Division 4707 – Gluten Free

**Class 18** - Gluten Free, 8-12 yrs. old

**Class 19** - Gluten Free, 13 years & over

## Division 4708 – Pies & Cobbler

**Class 20** - Fruit pies (bring whole pie)

**Class 21** - Fruit tarts, 3 sm. tarts, bring another 1 wrapped

**Class 22** - Fruit cobbler, bring whole cobbler

## Division 4709 – Fudge & Candy

**Class 23** - Fudge\*

**Class 24** - Candy, molded, chocolate., caramels, confections

\*Exhibit 3 or one large bar, plus one individually wrapped for the judge

# FOOD PREPARATION continued

## **Division 4710 – Dairy Foods**

- Class 01** - Dairy Foods Poster, 22"x 28", 8-12 yrs. old
- Class 02** - Dairy Foods Display (table top) 8-12 years old
- Class 03** - Dairy Foods Action Display, 5-10 min demo, 8-12 yrs. old
- Class 04** - Dairy Foods Notebook, 8-12 years old
- Class 05** - Dairy Foods Poster, 22"x 28", 13 years & over
- Class 06** - Dairy Foods Display (tabletop) 13 years & over
- Class 07** - Dairy Foods Action Display, 5-10 min demo, 13 & over
- Class 08** - Dairy Foods Notebook, 13 years & over

## **Division 4711 – Meal Planning**

A meal plan for 1-3 days, providing all nutrients in required amounts and proportions, i.e., adequate nutrition. Poster (22"x 28"). Meal plan should include all the basic food groups, using color and textures and flavors. Show a wise use of money by including a budget for each meal.

- Class 10** - Meal planning, Ages 8-11 years old
- Class 11** - Meal planning, Ages 12-13 years old
- Class 12** - Meal planning, Ages 14 & over

## **Division 4712 – Main Dishes & Meats**

Includes casseroles, soups, stews, etc. Bring dish prepared at proper temperature & bring photo for exhibition.

- Class 13** - Main dishes & meats, Ages 8-11 years old
- Class 14** - Main dishes & meats, Ages 12-13 years old
- Class 15** - Main dishes & meats, Ages 14 & over



# WINTER ACHIEVEMENT

## **Superintendents:**

Megan Tomasek (810) 334-2349

Kim Tomasek (810) 335-9002

Judging: Bring exhibits Sunday @ 10 a.m. (before fair)

Location: Still Exhibit Barn

Project Set Up: Friday at 6:00 p.m.

Check in Time: Sunday at 10 a.m. (before fair)

Check out Time: Saturday 7-8 p.m. or Sunday 8-9 a.m.

Premiums: \$4

## **Project Requirements:**

1. All exhibits must have been shown and awarded a Gold Seal/Grand Champion at Winter Achievement.
2. All exhibits must be clean and orderly to be displayed.
3. You must sign in.
4. A protective see-through covering is recommended during fair week for items that may get soiled.
5. Must have name tag and gold ribbon on exhibit.

## **Division 5801 – Gold Ribbon Projects/Winter Achievement**

**Class 01** - All Winter Achievement Gold Ribbon Projects



# Livestock Rules & Regulations

1. All animals to be led to and follow designated walkways to and from the show rings, practice rings and trailers.
2. No spectators during the loading and unloading of animals. Unload in designated area only and follow traffic pattern.
3. All exhibitors exhibiting livestock must clean and help dismantle pens when removing exhibits. See individual project guidelines or consult project superintendent for project release time.
4. No horses in stalls with fuse box.
5. Exhibitors with livestock must clean their pen or stall at the end of the fair. Superintendents will withhold premiums from exhibitors who do not clean their respective pens or stalls.
6. All market animals must be tagged at a place and time designated each year by the Junior Livestock Sale Committee in order to be eligible for showing and sale. In the event your market animal loses an ear tag provided by the St. Clair County 4-H & Youth Fair, it is the exhibitor's responsibility to contact their superintendent. It is the superintendent's responsibility to ensure that no market animal enters the fairgrounds at fair time without proper St. Clair County 4-H & Youth Fair identification. See retagging policy for more information.
7. Ear tags, tattoo markings, ear notches or color markings must correspond to the registration papers.
8. All state sanitary and health regulations must be met and will be checked prior to unloading animals.
9. Refer to individual project areas for check in times of animals, or the chart in this book.
10. All livestock projects must be registered by a date set by the Fair Board, found in the Rules & Regulations division of this book. Animals not registered will be subject to the Fair Board policy regarding ineligibility for grand and reserve champion, denial of premiums, up to not being allowed to exhibit.
11. All exhibitors must have viable proof of ownership available to prove length of time animals have been owned. Market animals (beef, sheep, swine, goats) must be owned and under exhibitor's daily care according to established rules and regulations for the fair or livestock exposition. This also includes all small market animals (rabbits & poultry). The official ownership date is the date shown on the bill of sale, unless the animal was bred by the exhibitor, in which calving or birth records must be shown. (Local rules may determine ownership requirements for non-market animals). Registered breeding livestock must show the exhibitor as the sole owner of the animal on the breed association papers or certificates.
12. No exhibitor may show an animal which has been previously sold at an auction or sale as a market animal through another fair, livestock show, whether or not there is an actual change of ownership (progressive level shows excluded). Any method used to misrepresent the age of an animal for a class in which it is shown is deceptive and considered illegal. Showing an animal for another individual by claiming ownership in order to show in a specific livestock class or event is prohibited. False ownership is illegal.
13. Livestock dairy, beef, prospect beef, veal, sheep, swine, llamas, goats, poultry & rabbits cannot be exhibited at another exhibition within 14 days prior to the first day of fair.
14. Livestock going home with exhibitors (beef, sheep, swine, dairy, goats, llamas) are released on Saturday at 9 p.m. Animals will not be released before this time unless expressly authorized by the S.C.C. Agricultural Society. Livestock not specifically stated must stay at the fairgrounds until hour of release as stated by project area. Market animals going to a secondary market or slaughterhouse will be released prior to 9 p.m. on Saturday.
15. All exhibitors exhibiting livestock must clean and help set up and tear down pens. See chart in this book.
16. All exhibits of livestock and the area occupied by them must be kept in good order by the exhibitor as directed by the superintendent in charge.
17. Each exhibitor and/or exhibitor's group is responsible for their own cleaning equipment such as rakes, forks, shovels, broom, feed dishes, water buckets, hoses & wheelbarrow. It is highly recommended that exhibitors place their names on each piece of equipment brought to the fair in a legible, water-resistant manner.
18. Each exhibitor must provide his/her own hay, straw, wood chips, sawdust & feed for their project animals at the fair. Wood chips may be purchased at the fair. Wood chips must be of a white or light color. No dark mulch is allowed. See specific species for which bedding is required.
19. Exhibitors are responsible for the immediate removal of any deceased animals from Goodells County Park.
20. Each exhibitor is required to read and agree to the "Livestock Care Agreement" found in this book and on the website and indicate so at the time of entry.
21. Livestock should be fed and watered prior to 10 a.m. each day of the fair and again by 7 p.m. each day.
22. Each exhibitor is required to read and agree to the "Livestock Care Agreement" found in this book and on the website, and indicate so at the time of entry.

# Livestock Rules & Regulations Continued

23. Animals exhibiting any of the following conditions, symptoms, or behaviors shall not be permitted to enter the show:
  - a. Animals showing no evidence of being dehorned;
  - b. Male animals over four months of age except those permitted in the respective division classes;
  - c. Stags (market steers, lambs, hogs).
  - d. External parasites: lice, ticks, mange or other obvious disease or unthrifty animals.
  - e. Failure to lead or be handled by the exhibitor in or out of the show ring. (All species at halter, collar or lead strap. Judge's discretion).
24. The Fair has a veterinarian designated for the fair to perform check in of livestock and monitor their health throughout the fair week, as well as act as a liaison with the Michigan Department of Agriculture and Rural Development. There is NOT a veterinarian "on call" or available to exhibitors to treat their livestock during the week of fair. Exhibitors are required to consult with their own veterinarian and assume responsibility for all costs associated with their animal's medical care.
25. Pen(s) should be cleaned as necessary throughout the day and check feed and/or water livestock throughout each day.

Definition of clean pen:

  - a. Swine/Rabbits/Poultry: Removing all wood chips from the pen and replacing them with dry wood chips. Abundant bedding to absorb spilled water and urine.
  - b. Sheep/Goats/Horses/Beef/Veal: Remove any wet or dirty bedding in the pen and replace with dry bedding. Abundant bedding to absorb spilled water and urine.
26. Barns are closed between 11 p.m. and 6 a.m.
27. Livestock ownership/registration cannot be transferred once livestock is tagged and registered for the fair.
28. Livestock shall remain in the barns that are designated for their project areas, or the immediate surrounding area.

## Livestock Drug & Health

1. "Test Authorization" must be read and agreement The use of any illegal drugs is prohibited. Legal or illegal substances used to phenol typically alter the appearance of an animal entered in livestock events is prohibited. Use of illegal drugs is considered a premeditated act!
2. Any information obtained in the practice of illegal alteration of an animal will be turned over to the proper authorities for criminal prosecution. THIS IS A ONE STRIKE AND YOU ARE OUT POLICY!

2. Exhibitor will forfeit any premium, awards, or auction proceeds, and will be prohibited from further competition at shows in the United States; as well as being subject to criminal prosecution if proven guilty.
3. Treating an animal internally or externally, with any irritant, counter-irritant, or other substance used to artificially change the conformation or appearance of an animal for show is considered unethical, inhumane, and is prohibited. This includes, but is not limited to the use of graphite, powders, hemp, artificial hair coloring, common products such as fly spray, ointment or liniment used to the point that it is irritating (unless required to reduce edema at time of calving) or similar type products. The use of dyes, spray paint or other artificial coloring which result in altering an animal's true and natural appearance and/or color is prohibited. Adding false hair or hair-like material, fleece or skin at any point, spot or area of the animal's body is illegal and will result in immediate disqualification. Any liquid or substance not considered part of an accepted and normal diet for livestock is deemed illegal and inhumane. For example: the use of alcoholic or carbonated beverages as a drench or filler, etc.
4. The use of tranquilizers, sedatives, or depressants which alter the physical or physiological state of the animal is illegal. Exceptions to this rule would be a licensed, certified veterinarian's treatment for a recognized disease or injury, or recommendation for tranquilizing breeding animals in heat that might compromise the safety of others. The drugs must be approved by the Food and Drug Administration for use in meat producing animals. All exhibitors shall advise show management of any drugs and/or medications administered to an animal that might be detected at the time of showing or at meat inspection. The name of the drug, its purpose, the person who administered the drug, time and date of administration shall be presented to show management prior to the showing and sale of the animal. Failure to report this information to the show management/superintendent will result in severe penalty and/or disqualification. Any use of drugs or substances not approved by the Food and Drug Administration is strictly prohibited. All animals entered into livestock competition shall be subject to testing for foreign substances that exceed acceptable levels established by the FDA, FSIS, USDA or EPA. During the livestock events, in the case of animals requiring treatment, all medications shall be administered by a licensed veterinarian and the livestock superintendent shall be notified.

# Livestock Drug & Health

## Continued

5. Surgery, injection or insertion of foreign material or air under the skin and/or into the flesh of an animal to change the natural contour, conformation or appearance of an animal's body is illegal. This includes vegetable oil, silicon or any other substance used to alter the shape of the animal. Acceptable practices of physical preparation which are allowed include clipping of hair, trimming of hooves, de-horning, or removal of ancillary teats.
6. The balancing of the udder by abnormal means that include the use of a mechanical contrivance or the injection of fluid or drugs, setting the teats and/or occluding (sealing the ends) with a mechanical contrivance or with the use of a chemical preparation is illegal. Treating or massaging the udder or its attachments with an irritant or counter-irritant is prohibited.
7. The Society reserves the right to require animal health certificates. Health inspections and diagnostic tests may be made before or after animals are on the livestock show premises for exhibitor and animal safety, or to regulate disease control procedures which may become necessary in emergencies as determined by animal health officials.
8. Any animal is subject to examination or tests to determine if a substance has been administered to alter its conformation and/or temperament.
9. Exhibitors of all market animals must certify their compliance with manufacturer's pre-market withdrawal periods specified for any medication, drug, pesticide, or feed additives administered.
10. All tests will be conducted at the time of show.
11. "The Livestock Drug implied and consented to at the time of entry into the fair.

## Livestock Dress Code

Beef/Sheep/Swine/Veal/Market Goats/Poultry/Rabbits

Exhibitors will show their livestock projects in dark colored jeans or slacks and should be in a collared shirt or blouse and leather boots or shoes (unless otherwise specified).

Hats, t-shirts, club shirts, shorts, tennis shoes and gum chewing are unacceptable and will not be allowed in the show. Cowboy hats are permitted to be worn during show, unless otherwise specified.

## Retagging Policy

1. All replacement animals are ineligible for Grand and Reserve Champion market animal awards.
2. Exhibitors may replace a steer in the event of death or injury/illness that is irreversible and documented by a vet or superintendent on or before April 30. Proper contacts must be made with the superintendents and the replacement animal form completed and turned into the Fair Board, Livestock Sale Committee, and the project superintendent.
3. Exhibitors may replace a market lamb, goat, hog or veal in the event of death or injury/illness that is irreversible and documented by a vet or superintendent on or before May 31<sup>st</sup>. Proper contacts must be made with superintendents and the replacement animal form completed and turned into the Fair Board, Livestock Sale Committee, and project superintendent.

## Livestock Exhibitor Conduct

1. Exhibitors must fit, show and take care of their own animals at the fair.
2. Adults will not be allowed to physically assist in the preparation of the animal while at the show. Verbal instruction will be allowed, but no physical assistance permitted. Physical assistance may be rendered by other junior-aged members in good standing in 4-H and FFA programs. Any violations of this rule may result in immediate disqualification from the show.
3. The use of inhumane fitting, showing and/or handling practices or devices shall not be tolerated. For example: Breaking of tails, striking of the animal to cause swelling or for bracing purposes, use of an electrical contrivance, or use of overly severe bits is not acceptable.
4. Classes will be split on discretion of the superintendent.
5. Direct criticism or interference with the judge, show management, or exhibitors, breed representatives or show official before, during or after the competitive event is prohibited.
6. Exhibitors must be present during judging.
7. Judge's decisions are final.

# Livestock Sale Rules

1. All exhibitors of livestock that will be sold at the Junior Livestock Sale are required to help set up and tear down the sale arena as well as hand out refreshments to buyers during the sale. See times on the chart in this book. Set up time is Thursday at 10 a.m.
2. At the time an animal is sold at the livestock sale the exhibitor shall be held directly responsible for animals that are rejected at a processing center due to the presence of foreign residues. The seller may be liable to the buyer for an amount equal to three times the purchased price and may also be liable for attorney fees and civil penalties. Show management may share acceptable intelligence and evidence information with FDA and USDA. If for any reason, any part of a meat animal carcass must be removed by the FDA or USDA inspectors, the market price will be discounted.
3. Champion livestock must be sold at the Junior Livestock Sale.
4. Animals not shown in a market class on show day cannot be sold in the sale unless approved by the Livestock Committee.
5. Those desiring not to sell must notify the superintendent in writing by the show conclusion of their judging day that they wish to withdraw from the sale. No animals may be withdrawn after this date and hour.
6. It shall be the responsibility of all project exhibitors to get their animals to the sale area on time.
7. All market livestock are to be shown and sold by the registered owner. Exceptions may be brought to Fair Board.
8. Exhibitors with animals properly consigned who later refuse to sell their animal will be prohibited from participation for the present and ensuing year's sale. Project awards and premium awards will also be forfeited.
9. Exhibitors may only sell their livestock by private treaty upon completion of the Junior Livestock Sale on Thursday. Exhibitors selling or listing for sale prior to the completion of the livestock sale will be considered the same as members consigned and refusing to sell as far as the rules are concerned. Market animals excluded from the livestock sale are prohibited from soliciting and advertising their animals until the conclusion of the sale.
10. The exhibitors of the animals sold on the Junior Livestock Sale will turn over to the Livestock Committee a percentage of the sale price (commission) of their animal or animals. The funds of the Committee thus collected will be used to pay for livestock sale expenses.
11. Any animal not placing Grand Champion or Reserve Champion of the entire show will be placed in the sale order according to the placing. The sale placing will be determined by the Livestock Committee.
12. Animals entered in market class will be weighed as they are unloaded. This will be their sale weight.
13. Animals sold at auction become the property of the buyer at the time the auctioneer recognizes the buyer and announcement of sale is made. Exhibitor to continue to care for livestock until the end of the fair.
14. All re-sales become property of the Junior Livestock Sale Committee to be resold for market. Proceeds will go to the Junior Livestock Sale Committee unless otherwise specified and agreed upon by the Junior Livestock Sale Committee. No animal is to be sold through the Junior Livestock Auction twice.
15. All sales are final.
16. Overweight hogs to be sold last in the sale order or as otherwise specified by the Sale Committee.

## Livestock Care Agreement

By submitting an entry form and typing yes to this agreement, exhibitor agrees to provide humane treatment to their livestock project animals. This includes but is not limited to proper feeding, watering, and cleaning of pens throughout the entire fair week. In the event the superintendent notes improper care or cleanliness of their pen, exhibitor accepts the following consequences which will occur:

If a superintendent deems there's a violation in rules on cleanliness and/or general care for livestock, the superintendent will place a red tag on the pen. Exhibitors are to rectify the outstanding problems immediately, but not later than two hours after the red tag notification is placed on the pen.

Exhibitor further agrees to clean their pen(s) and feed and water their livestock prior to 10 a.m. each day of the fair. Exhibitor further agrees to clean their pen(s) as necessary throughout the day, and feed and water their livestock by 7 p.m. each day. See definition of a clean pen under Livestock Exhibition Guidelines.

Exhibitor further agrees to provide all necessary bedding materials for their pen, as well as feed for their livestock during the week of the fair. Exhibitors further agree to provide all necessary equipment for the barn as stated in the Livestock Exhibition Guidelines.

# Livestock Drug Testing Authorization

STEERS - SHEEP - SWINE - GOATS - VEAL - POULTRY -  
RABBIT EXHIBITORS

I assert my steer, sheep, swine, market goat, veal, poultry, rabbit has not been given any form of tranquilizer and/or muscle building agents and/or controlled substances.

I/we agree to the following:

That the St. Clair County Jr. Livestock Association/St. Clair County Agricultural Society is authorized to obtain urine, blood, hair samples from my steer, sheep, swine, market goat, veal, poultry, rabbit in order to perform necessary testing for substances as described above. I/we further agree that said urine/blood/hair samples may be sent to a facility authorized to do said testing at the expense of the Jr. Livestock Association/St. Clair County Agricultural Society.

I/we further agree that if said test results are positive for above described substances, I/we agree to the following:

1. That I/we will reimburse the Jr. Livestock Sale Association/St. Clair County Agricultural Society for the fees associated with all past and/or future tests for my animal (s).
2. That I/we will withdraw our steer/sheep/swine/market goat/veal/poultry/rabbit from the show, sale or any other activities involved in the fair, and immediately remove my steer, sheep, swine, market goat, veal, poultry, rabbit from the Goodells County Park.
3. If I/we do not voluntarily withdraw my steer, sheep, swine, market goat, veal, poultry, rabbit from the show, sale or any other activities involved in the fair, that the St. Clair County Agricultural Society will demand that said animal(s) is/are removed from the Goodells County Park and that I/we will abide by their decision.
4. That if my steer, sheep, swine, market goat, veal, poultry, rabbit is found to test positive from the substances described above, that I/we may choose to obtain a second test at my/our expense at the labs designated by the Jr. Livestock Association/St. Clair County Agricultural Society.
5. If my steer, sheep, swine, market goat, veal, poultry, rabbit has been sold before the test results are available and the test results are shown to be positive for the substances described above, I will allow the Jr. Livestock Sale Association / St. Clair County Agricultural Society to review said results.
6. If the test results that I/we have obtained are positive for the substances described above, and the sale of the animal(s) has previously occurred, I will forfeit those funds for the sale of my animal(s), and those funds will be immediately returned to the buyer.

7. If my steer, sheep, swine, market goat, veal, poultry, rabbit has been found to test positive for substances described above, I will agree not to exhibit a steer, sheep, swine, market goat, veal, poultry, rabbit at any future St. Clair County 4-H & Youth Fair.

**By entering these project areas and completing the entry process you have agreed to the preceding.**

## Grievances

The St. Clair County Agricultural Society/Livestock Sale Committee will accept protests as a means of initiating a drug testing procedure. Forms are available in the fair office. Those making the protest will assume all initial costs for the test. Any violation of Livestock Rules and Regulations or specific rules as designated by The Society will result in forfeiture of premiums and awards, disqualification, and may result in probationary status and/or loss of eligibility for future participation in organized livestock competition. Possible civil penalties may be imposed by the proper authorities based on evidence provided by the livestock show of exhibitors in violation of the Federal Food, Drug and Cosmetic Act/or the animal mistreatment, neglect and abandonment laws that apply on the local, state and national levels. The decision of the livestock show management will be final. Other cooperating shows, (The International Association of Fairs and Expositions, The American Livestock Show and Rodeo Managers Association, the Western Fair Association) will be notified of the action taken by The Society which may affect the eligibility of the individual, group or sponsoring organization for participation at other shows who are also members of these organizations.

By making entry in this livestock show or event you are verifying you have read Livestock Rules and Regulations and understand the consequences of and penalties involved for illegal, unethical, inhumane, and unfair practices of competition. You also verify that you and your family may be prohibited from future participation in organized fairs and livestock shows in the United States and could face possible criminal prosecution and/or civil penalties if implicated in any of the aforementioned acts.

Further, by entry into the St. Clair County 4-H & Youth Fair you are authorizing the testing of any of your animal exhibits for tranquilizers, sedatives, depressants which alter the physical or physiological state of the animal which are deemed illegal by exhibition, and/or dyes, coloring agents, graphite, powders, hemp, artificial hair coloring.

# Wholesale Meat Assurance Program

## Red Tag Policy

1. Any pen/stall/cage not clean or animals fed/watered by the designated times as outlined under Livestock Exhibition Guidelines shall have a “red tag” placed on their pen/stall/cage.
2. Upon a “red tag” being placed on a pen/stall/cage the exhibitor shall have two hours to rectify that offending condition.
3. If the offending condition has not been rectified within two hours, the superintendent/fair representative will call the exhibitor and/or parent to notify them of the placement of a “red tag” and the requirement that the offending condition must be rectified within an hour.
4. If the offending condition has not been rectified after an hour upon notification to the exhibitor and/or parent of the exhibitor, it will be considered that the exhibitor has one violation of the Livestock Exhibition Guidelines.
6. Once an exhibitor has two violations of the Livestock Exhibition Guidelines relating solely to the pen/stall/cage cleanliness or their animals not being properly cared for the exhibitor may be required to remove their exhibition from the fairgrounds, at the discretion of The Society.

1. Prohibited are the uses of any non-approved chemicals or the improper use of any approved chemicals.
2. Any animal is subject to examination or tests to determine if a substance has been administered to alter its conformation and/or temperament.
3. Exhibitors of all market animals must certify their compliance with manufacturer’s pre-market withdrawal periods specified for any medication, drug, pesticide, or feed additives administered.
4. If any carcass is deemed unacceptable and therefore condemned for any reason by the USDA meat inspection standards, the exhibitor will not receive payment and if applicable, sale monies will be returned to the buyer. Further, if any animal tests positive for or is condemned because of a violative residue, the following actions will be taken:
  - a. All awards will be forfeited. However, the rankings of animals in the show ring will remain unchanged.
  - b. A violative residue finding will result in permanent disqualification from exhibiting at the fair.
5. All tests will be conducted at the time of show.
6. Drug related protests: The St. Clair County Agricultural Society/Livestock Sale Committee will accept protests as a means of initiating a drug testing procedure. Forms are available in the fair office. Those making the protest will assume the initial costs for the test.
6. “The Livestock Drug Testing Authorization” is agreed to by exhibitor upon the completion of the online entry process. Each market livestock exhibitor will be required to acknowledge reading and acceptance of livestock exhibition rules outlined.



# BEEF CATTLE

## **Superintendents:**

Bob Blumerich (810) 441-2424

Shane Tesluck (810) 824-1806

Judging Time: Tuesday at 5 p.m.

Project Set Up: Friday 6-8:30 p.m.

Check in Time: Sunday Noon to 4 p.m.

Check Out Time: Saturday at 9 p.m.

Judging Location: Show Arena

Premiums: A=\$6; B=\$4; C=No premiums.

## **Project Requirements:**

1. Each entrant may exhibit only 1 market steer or market heifer.
2. Steers/Market heifers will be weighed as they are unloaded, must unload in gated area. No walking in from parking lot.
3. Coloring agents (paint, dye, etc.) may only be used below the flank. Changing the color pattern of the animal is strictly prohibited.
4. Steers will be evaluated for marketability for the sale. Those exhibitors determined to have "no-sale" animals will be notified by Noon Tuesday of the fair.
5. All mats and sand must be covered with straw at all times. Exhibitors should also have milk crate or wooden box to hold water pail fastened to wall.
6. Adults will not be allowed to physically assist in the preparation of the animal while at the show. Verbal instruction will be allowed, but no physical assistance permitted. Physical assistance may be rendered by other junior-aged members in good standing in 4-H and FFA programs.
7. In January each youth will weigh in and tag a primary steer, with an option to weigh in and tag 1 extra steer per family. No youth can take someone else's primary steer. If you don't tag an extra steer, you will have the re-tag policy.
8. At least 2 people (leaders/parents) from each club must be with beef during Sunday load outs to help load beef. Must be available at 6 a.m. Sunday.
9. No wheelbarrows in beef barn walkways while loading of beef.
10. Home grown class market class must be bred and raised on the exhibitor's farm.
11. Steers must be owned by exhibitor by January 1.
12. Beef animals with horns over 2" and/or warts will not be permitted to be shown.

**ALL EXHIBITORS ARE ADVISED TO THOROUGHLY READ THE FAIR RULES AND REGULATIONS, FAIR CODE OF CONDUCT, LIVESTOCK RULES & REGULATIONS AND LIVESTOCK EXHIBITOR CONDUCT.**

## **Division 1201 – Beef Showmanship**

Classes divided at superintendent's discretion

**Class 01** - Beef Showmanship, 19 yrs. old

**Class 02** - Beef Showmanship, 18 yrs. old

**Class 03** - Beef Showmanship, 17 yrs. old

**Class 04** - Beef Showmanship, 16 yrs. old

**Class 05** - Beef Showmanship, 15 yrs. old

**Class 06** - Beef Showmanship, 14 yrs. old

**Class 07** - Beef Showmanship, 13 yrs. old

**Class 08** - Beef Showmanship, 12 yrs. old

**Class 09** - Beef Showmanship, 11 yrs. old

**Class 10** - Beef Showmanship, 10 yrs. old

**Class 11** - Beef Showmanship, 9 yrs. old

**Class 12** - Beef Showmanship, 8 yrs. old

Grand & Reserve and 1<sup>st</sup> alternate chosen for Sweepstakes Showmanship.

## **Division 1202 – Beef Breeding Stock**

**Class 11** - Beef Breeding Stock females 12 months or younger

**Class 12** - Beef Breeding Stock females over 12 months

**Class 13** - Beef Cow & Calf

**Class 14** - Clover Sprout Beef breeding, bringing your own

**Class 15** - Clover Sprout Beef breeding, borrowing animal

## **Division 1205 – Market Steer Class**

**Class 16** - Market Steer/Market Heifer

Will be split at the discretion of superintendent. All steers/market heifers will be shown in this class.

**Class 17** - Home Bred Steer/Market Heifer

Must be bred & raised on exhibitor's farm.

## **Division 1203 - Additional Awards**

**Class 01** - Rate of Gain – All market steers/heifers entered. \$75 Award

**Class 02** - Best Decorated Club – Club with the best decorations for the week of the fair. \$25 award. Clubs do not have to sign up.

**Class 03** - Best Educational Display – Judged on the best educational display as a club. \$25 award. Do not have to sign up.

**Class 04** - Clean Barn Award – Club that keeps their area of the barn cleanest all week. \$25 award. Do not have to sign up.

# PROSPECT BEEF

## Superintendents:

Natalie Tesluck (810) 387-4259

Kylie Veldman (810) 304-3811

Judging Time: Tuesday at 3:30 p.m.

Project Set Up: Friday 6-8:30 p.m.

Check in Time: Sunday Noon to 4 p.m.

Check Out Time: Saturday at 9 p.m.

Judging Location: Show Arena

Premiums: A=\$3; B=\$2; C=No premiums.

## Project Requirements:

1. A prospect beef may not be over seven months of age or over 600 lbs.
2. All prospect beef must be weaned by time of fair.
3. Male beef must be castrated and dehorned with no visible signs of decay, trauma, drainage, and hanging at fair. Calves must be fully healed.
4. Prospect beef will not be sold at the livestock auction.
5. Prospect beef will have their own show before the large beef show. Allowing exhibitors to show large beef and prospect beef in each respective showmanship classes.
6. Prospect beef will be weighed in at the same time as the beef, Sunday at fair.
7. Prospect beef can be a beef, dairy, dairy beef, crossbred beef in the show.
8. Classes will be divided at the discretion of the superintendents.
9. A RFID tag must be in animal's ear.
10. All grooming/fitting rules for the beef project apply to the prospect beef.

## Division 7501 – Prospect Beef Showmanship

**Class 01** - Prospect Beef Sr. Showmanship, 15 yrs. & older

**Class 02** - Prospect Beef Intermediate Showmanship, 12-14 yrs. old

**Class 03** - Prospect Beef Young Showmanship, 8-11 yrs. old

**Class 04** - Prospect Beef Clover Sprouts Showmanship, 5-7 years old, bringing animal

**Class 05** - Prospect Beef Clover Sprout Showmanship, 5-7 years old, borrowing animal

## Division 7502 - Prospect Beef

**Class 06** - Prospect Beef

**Class 07** - Prospect Beef, overweight

**Class 08** - Prospect Beef, Clover Sprout, bringing your own animal

**Class 09** - Prospect Beef Clover Sprouts, borrowing an animal

**ALL EXHIBITORS ARE ADVISED TO THOROUGHLY READ THE FAIR RULES AND REGULATIONS, FAIR CODE OF CONDUCT, LIVESTOCK RULES & REGULATIONS AND LIVESTOCK EXHIBITOR CONDUCT.**



# VEAL

## Superintendents:

Dan Jurczynsyzyn (810) 650-9742

Bob Blumerich (810) 441-2424

Judging Time: Tuesday at 2:30 p.m.

Project Set Up: Friday 6-8:30 p.m.

Check in Time: Sunday Noon to 4 p.m.

Check Out Time: Saturday at 9 p.m.

Judging Location: Show Arena

Premiums: A=\$3; B=\$2; C=No premiums.

## Project Requirements:

1. A veal calf is an immature bovine animal, usually not over 4 months of age, that has been raised only on milk or milk replacer, which makes the color of its meat a light grayish-pink.
2. All calves should be housed on bedding of wood chips or sawdust. Straw or other edible products should never be used.
3. Maximum weight of 150 pounds at May weigh in. There will be no maximum weight at fair. However, there is a minimum of 180 pounds. Exhibitors having calves that are underweight will have the option of participating in showmanship, the calf must remain on the fairgrounds until Saturday at 9 p.m. Underweight calves will not be permitted to show in the market classes.
4. See Livestock Dress Code for proper show attire. The show halter should be clean, neat, properly adjusted and in good repair. The halter should either be leather or nylon web (flat strap).
5. Classes may be divided at the discretion of the superintendent.
6. The exhibitor should be able to handle the calf to its best advantage. This includes presentability, cleanliness of exhibitor and calf, ability to lead the calf, and keep it under control in the show ring. Inability to do so may result in a lower rating.
7. Exhibitors may exhibit and sell only one veal calf. Each family may tag an additional veal calf which may be substituted upon death or illness of original calf. Those not tagging an additional calf are subject to the re-tag policy.
8. All medications must be discontinued prior to the date specified on container. Each exhibitor/parent must consent to Livestock Drug Testing upon entering online.
9. Exhibitors may show a veal calf that is a bull or heifer. Castrated calves are not permitted.
10. It is highly recommended that exhibitors bring water from home for their animal.

**Veal calves must be tagged on the 1<sup>st</sup> Saturday in May from 8-11 a.m. at Goodells County Park.**

## Division 1301 – Veal Showmanship

Classes divided at superintendent's discretion

**Class 01** - Veal Showmanship, 19 yrs. old

**Class 02** - Veal Showmanship, 18 yrs. old

**Class 03** - Veal Showmanship, 17 yrs. old

**Class 04** - Veal Showmanship, 16 yrs. old

**Class 05** - Veal Showmanship, 15 yrs. old

**Class 06** - Veal Showmanship, 14 yrs. old

**Class 07** - Veal Showmanship, 13 yrs. old

**Class 08** - Veal Showmanship, 12 yrs. old

**Class 09** - Veal Showmanship, 11 yrs. old

**Class 10** - Veal Showmanship, 10 yrs. old


**Class 11** - Veal Showmanship, 9 yrs. old

**Class 12** - Veal Showmanship, 8 yrs. old

**Class 13** - Veal Showmanship Clover Sprouts 5-7 yrs., bringing a calf

**Class 14** - Veal Showmanship Clover Sprouts, 5-7 yrs., borrowing a calf

Grand & Reserve and 1<sup>st</sup> alternate chosen for Sweepstakes Showmanship.



## Division 1302 – Market Veal Class

**Class 06** - Market Veal Calf

## Division 1303 - Veal Rate of Gain

**Class 01** - Rate of Gain - Award \$50. Do not sign up for this class.

**ALL EXHIBITORS ARE ADVISED TO THOROUGHLY READ THE FAIR RULES AND REGULATIONS, FAIR CODE OF CONDUCT, LIVESTOCK RULES & REGULATIONS AND LIVESTOCK EXHIBITOR CONDUCT.**

# DAIRY CATTLE

## Superintendents:

Bryant Sebastian (810) 278-1021

bryantmsebastian@gmail.com

Danielle Dawson (810) 488-2362

d2dawson@yahoo.com

Asst. Superintendent: Donna Wojtysiak

Judging Time: Friday at 10 a.m.

Project Set Up: Friday 6-8:30 p.m.

Check in Time: Sun 1-6 p.m. or Mon 8-11 a.m.

Check Out Time: Saturday at 9 p.m.

Judging Location: Show Arena

Premiums: A=\$6; B=\$4; C=No premiums.

Classes combined or divided at Superintendent's discretion. Dairy classes are for female animals only. Animals old enough to be dehorned will not be allowed to show with horns. A limit of three animals per exhibitor with approval of leader and superintendent.

## Division 1101 – Dairy Showmanship

**Class 01** - Dairy Showmanship, all ages

**Class 02** - Dairy Showmanship/Clover Sprout Dairy bringing your own animal

**Class 03** - Dairy Showmanship/Clover Sprout Dairy not bringing your own animal

Awards: Grand & Reserve and 1<sup>st</sup> alternate chosen for Sweepstakes Showmanship.

**(Clover Sprouts who are bringing their own dairy to fair exhibit in Class 02. Clover Sprouts who are borrowing a dairy animal from another exhibitor exhibit in Class 03.)**

## Division 1102 – Dairy Breed

(Holstein, Brown Swiss, Guernsey, Jersey, Aryshire, Mixed Breed)

**Class 06** - Jr. Dairy Calf, born since March 1 of current year

**Class 07** - Inter. Dairy calf, born since 12-1 of last year to 2-28 of current year

**Class 08** -Sr. Dairy Calf, born 9-1 of last year, but before 11-30 of last year

**Class 09** - Dairy Yearling, born 6-1 of last year, but before 8-31 of last year

**Class 10** - Jr. Dairy Yearling, born 3-1 of last year, but before 5-31 of last year

**Class 11** - Inter. Dairy Yearling, born 12-1 of 2 yrs. ago, but before 2-28 of last year

**Class 12** - Sr. Dairy Yearling, born 9-1 of 2 yrs. ago, but before 11-30 of 2 yrs. ago

**Class 14** - Jr. 2 yr. Dairy old cow, born 6-1 of 2 yrs. ago, but before 8-31 of 2 yrs. ago

**Class 15** - 2 yr. old Dairy cow, born since 9-1 of 2 yrs. ago, but before 5-31 of 2 yrs. ago.

## Division 1102 – Dairy Breed Continued

**Class 16**- 3 yr. old Dairy cow, born since 9-1 of 3 yrs. ago, but before 8-31 3 yrs. ago

**Class 17** - 4 yr. old & over Dairy cow, born after 9-1 of 3 yrs. ago

**Class 20** - Dairy Herd, 2 animals, a cow & her offspring

**Class 21** - Clover Sprout Dairy Breed (Exhibitor 5-7 yrs. old)

Grand & Reserve Champion Dairy Cow

**Note: Senior yearlings in production will show in 2 yr. old class.**

## Division 1107 – Additional Classes

**Class 32** - Best Udder of Show

**ALL EXHIBITORS ARE ADVISED TO THOROUGHLY READ THE FAIR RULES AND REGULATIONS, FAIR CODE OF CONDUCT, LIVESTOCK RULES & REGULATIONS AND LIVESTOCK EXHIBITOR CONDUCT.**

## Division 1107 – Additional Classes

**Class 42** - Cover Design Contest

Can be computer drawn or hand drawn.

Contest open to all dairy cattle members, one design may be entered. No copyrighted characters. Design should be simple, neat and to the point. The following title must be used:

St. Clair County 4-H & Youth Fair

Dairy Show

Friday, July 24, 2026

Cover size must be 5.5 inches wide by 8.5 inches long with a .5-inch margin on all sides. Design must be on white paper with black ink. Do not fold. Print name, address and club on back of entry and send by July 1 to: Bryant Sebastian, 6314 Palms Road, Fair Haven, MI 48023



# SWINE

## **Superintendents:**

Julie Ruemenapp (586) 549-8845  
Kayley Rowbotham (810)689-8184  
Rick Ruemenapp (586) 321-7808  
Email: [sccmiswine@gmail.com](mailto:sccmiswine@gmail.com)

Judging Time: Wednesday at 2 p.m.

Project Set Up: Friday 6-8:30 p.m.

Check in Time: Tuesday 7-10 a.m.

Check Out Time: Saturday at 9 p.m.

Judging Location: Show Arena

Premiums: A=\$3; B=\$2; C=No premiums.

## **Project Requirements:**

1. All exhibitors must pick up their tags on the 1<sup>st</sup> Saturday of May between 8-11 a.m. at Goodells County Park and email a photo of their swine tagged to the email designated in the tag packet by the designated date in order to exhibit. Exhibitors will be tagging their own swine. Exhibitors must fill out Market Livestock Registration Form in order to receive appropriate tags. See fair website for the form. Use an Allflex Total tagger. Clubs or families can purchase and share. Be sure to sanitize between farms.
2. Completed stall cards must be in place above each pen by Tuesday at noon of the fair.
3. Each club must designate a person responsible to hang up the buyers' cards above their club's pens on Thursday after completion of the auction.
4. All body clipped hogs must follow state guidelines of at least ½ inch of hair or exhibitor will not be allowed to show or sell. All body clipping must be done before weigh in.
5. Swine will be inspected before unloading. Any animals to unload that are dirty will be turned away. Proper bedding is necessary to keep animals clean and free from injury during transport.
6. All homemade feeders or waterers made of PVC pipe or PVC like materials are to be no more than 12 inches above the top of the pens. The pens are 34" tall.
7. Assistants for classes where both pigs are being shown must be a 4-H member of 4-H age.
8. All non-SCC Fair and USDA tags will be removed upon weigh in at the fair.
9. Hogs must weigh between 230 and 300 to be shown in market classes, otherwise they will be shown in over and underweight class. Underweight hogs at end of fair go home or to Marlette for resale only.

10. Exhibitors may tag and show a maximum of 2 hogs. Exhibitors may show 1 barrow and 1 gilt or 2 of the same sex.
11. No powders or oil-based products to be used on hogs.
12. Record books are due July 1 at the Fair Office or 4-H office.
13. If barrow and gilts are tagged with the wrong color tag, contact superintendent for new tag.
14. Hogs shall not be fed any feeds with the additive Ractopamine (Paylean). By entry into the fair exhibitors certify that they have not fed that product to their hogs.
15. This is not a terminal show. Exhibitors/buyers may take the pigs home from the fair.

## **Division 1401 – Swine Showmanship**

**Class 19** - Swine Showmanship 19 years old

**Class 18** - Swine Showmanship 18 years old

**Class 17** - Swine Showmanship 17 years old

**Class 16** - Swine Showmanship 16 years old

**Class 15** - Swine Showmanship 15 years old

**Class 14** - Swine Showmanship 14 years old

**Class 13** - Swine Showmanship 13 years old

**Class 12** - Swine Showmanship 12 years old

**Class 11** - Swine Showmanship 11 years old

**Class 10** - Swine Showmanship 10 years old

**Class 09** - Swine Showmanship 9 years old

**Class 08** - Swine Showmanship 8 years old.

**Class 07** - Swine Showmanship Clover Sprouts, 5-7 yrs.

Grand & Reserve and 1<sup>st</sup> alternate chosen for Sweepstakes Showmanship.

**Clover Sprouts cannot bring their own hog to the fair.**

## **Division 1402 – Market Swine Individual**

**Class 34** - Barrow Market Hog (Weight 230-300)\*

**Class 35** - Gilt Market Hog (Weight 230-300)\*

**Class 36** - Gilt Homebred Market Hog (raised on exhibitor's farm)

**Class 37** - Barrow Homebred Market Hog (raised on exhibitor's farm)

\*Classes to be divided at the discretion of superintendents

Homebred Market Hogs are to be bred and raised on the exhibitor's farm.

## **Division 1403- Feeder Hogs**

**Class 46** - Feeder Hogs (Under 230 lbs.)

All feeder hogs must go home with exhibitor or transported to Marlette only.

# SWINE continued

## Division 1404 – Overweight Hogs

**Class 47** - Overweight Hogs (Over 300 lbs.)

All overweight hogs may be sold on the silent auction.

## Division 1405- Swine Record Book

**Class 48** - Swine Record Book

Swine Record Books are mandatory for all swine exhibitors 8 years and older. Optional for Clover Sprouts. Record books are due July 1 to the Fair or 4-H Office.

## Division 1406 - Club Awards

Club Signs up for these awards

**Class 01** - Clean Barn Award: \$25 for the club with the cleanest area

**Class 02** - Best Decorated Club: \$25 for best decorations by a club.

## **Tommy Priemer Helping Hands Memorial Award**

A trophy will be awarded to an exhibitor at the Saturday awards ceremony to an exhibitor who goes above and beyond the week of fair helping in the swine barn(s) and helping other exhibitors. Judging will be throughout the week with the winner selected by consensus of leaders and superintendents. Award to be announced at the Awards Ceremony on Saturday.

**ALL EXHIBITORS ARE ADVISED TO THOROUGHLY READ THE FAIR RULES AND REGULATIONS, FAIR CODE OF CONDUCT, LIVESTOCK RULES & REGULATIONS AND LIVESTOCK EXHIBITOR CONDUCT.**



# SHEEP

## Superintendents:

Theresa Whitenight

(586) 260-1474 t\_whitenight@yahoo.com

Chris Ruemenapp

(586) 321-5017 caruemenapp@gmail.com

Lindsey Uppleger **RETAGS**

(810) 305-1026 lindseyuppleger@gmail.com

Addy Doughty (810) 294-9732

Maddie McKee

810-310-2720 20mmkee03@gmail.com

Judging Time: Monday at 4:30 p.m.

Project Set Up: Friday 6-8:30 p.m.

Check in Time: Sunday 12-3 p.m.

Check Out Time: Saturday at 9 p.m.

Judging Location: Show Arena

Premiums: A=\$3; B=\$2; C=No premiums.

## **Project Requirements:**

1. Lambs may not be castrated after June 1<sup>st</sup>.
2. Market lambs may not exhibit with butt wool, meaning wool longer on the butt than the balance of the lamb. Lambs must be slick shorn when weighing in at fair.
3. No muzzles on lambs at any time.
4. Pens to be bedded with natural material (wood chips), no dark mulch.
5. While in the show ring the lamb to be shown with all four feet on the ground or ring surface.
6. While at the fair, lambs are to be monitored while in a stand to ensure they do not step off surface.
7. Water must be available in pens at all times except 12 hours prior to entering show ring.
8. No liquid feeding or drenching of lambs.
9. All lambs/sheep must have the mandatory USDA tag.
10. Notification must be made to the supt. that the lamb lost their tag immediately. Use of Scrapies tag will be used.
11. All breeder tags must be removed before May weigh in.
12. All market lambs must have an average daily gain of .4 lbs. per day or greater in order to be eligible for the market lamb class and the livestock sale. Market lambs not meeting this requirement will be exhibited in feeder lamb class and not be eligible for auction. Lambs must also meet the minimum weight of 90 lbs. Sunday of fair.
13. Exhibitors may tag no more than 2 market lambs.
14. Exhibitors must own their market lambs by May 1.
15. If you blanket or place lamb tubes on your lambs, you must place a notice above pen as to why your lamb is blanketed to assist in educating the public.

16. Showmanship sheep must be shown in a breed or market class. You cannot bring a sheep for showmanship only.

17. Prolapses and other medical issues are a serious concern for the animal's health, safety and presentation at the fair. Animals displaying symptoms will require treatment or removal from the fair at the superintendent's discretion.

## **Division 1501 – Sheep Showmanship**

**Class 19** - Sheep Showmanship, 19 years old

**Class 18** - Sheep Showmanship, 18 years old

**Class 17** - Sheep Showmanship, 17 years old

**Class 16** - Sheep Showmanship, 16 years old

**Class 15** - Sheep Showmanship, 15 years old

**Class 14** - Sheep Showmanship, 14 years old

**Class 13** - Sheep Showmanship, 13 years old

**Class 12** - Sheep Showmanship, 12 years old

**Class 11** - Sheep Showmanship, 11 years old

**Class 10** - Sheep Showmanship, 10 years old

**Class 09** - Sheep Showmanship, 9 years old

**Class 08** - Sheep Showmanship, 8 years old.

**Class 06** - Clover Sprout Sheep Showmanship, bringing your own sheep

**Class 05** - Clover Sprout Sheep Showmanship, borrowing a sheep from exhibitor

## **Division 1502 – Homegrown Market Lamb**

**Class 20** - Homegrown Market Lamb over 90 lbs.

Must be bred, born & raised on exhibitor's farm. Lambs exhibiting in this class must also exhibit under Division 1503. Ewes and wethers show in this class together.

## **Division 1503 – Market Lambs**

**Class 30** - Wether Market Lamb weighing 90 lbs. & up

**Class 31** - Ewe Market Lamb weighing 90 lbs. & up

**Class 32** - Feeder Lamb, weighing under 90 lbs. \*

\*Also lambs not meeting .4 lbs. per day minimum

## **Division 1504 – Breeding Sheep (Meat Breeds only)**

**Class 41** - Aged Ewe (2 yrs. & older)

**Class 42** - Yearling Ewe (1-2 years old)

**Class 43** - Lamb Ewe (under 1 year)\*

**Class 44** - Ram Lamb (under 1 year)

\*Lambs entered cannot be shown in a market class.

## **Division 1505 - Additional Awards**

**Class 01** - Sheep Rate of Gain Contest. Award \$50. Do not sign up.

**Class 02** - Best Decorated Club

\$25 Award. Do not sign up for this class, automatically signed up.

# WALKING FLEECE

## **Superintendents:**

Kristy Hardy, (810) 334-7844 masseyferg35@yahoo.com  
Beth Brown, 810-404-3973 brownoaks@live.com

Judging Time: Monday at 2 p.m.

Project Set Up: Friday 6-8:30 p.m.

Check in Time: Sunday 1-5 p.m.

Check Out Time: Saturday at 9 p.m.

Judging Location: Show Arena

Premiums: A=\$3; B=\$2; C=No premiums.

## **Project Requirements:**

1. All lambs/sheep are required to have official identification, Scrapies tag.
2. No rams over 1 year old allowed on fairgrounds.
3. Exhibitors are required to bring their own gate latches, hay feeders (no hay nets) and water buckets. Hay feeders & water buckets must be secured to the fence with gate latches. Absolutely no feeding of hay or grain on the ground. Grain feeders must be removed from pen by 10:00 a.m.
4. Exhibitors must provide materials for their animal's pen(s) to prevent the horns on their animals from getting stuck in the fencing and to prevent them from injuring sheep in adjoining pens.
5. Straw bedding only.
6. Animals may be shown in a halter.
7. Showmanship mandatory for all exhibitors. See Livestock Dress Code.
8. Judging will be 40% fleece and 60% conformation (except best "Fleece on Hoof" which is judged 100% wool).
9. Classes may be divided/combined at discretion of superintendent.
10. Each exhibitor must do 1 hour barn duty.

## **Division 1601 – Walking Fleece Showmanship**

**Class 01** - Sr. Walking Fleece Showmanship 15 yrs. & older

**Class 02** - Intermediate Walking Fleece Showmanship 12-14 yrs. old.

**Class 03** - Young Walking Fleece Showmanship 8-11 years old

**Class 04** - Clover Sprout Walking Fleece, bring your own animal

**Class 05** - Clover Sprout Walking Fleece, borrowing an animal

Grand Champion Showmanship exhibitor/sheep compete in Sweepstakes Showmanship

## **Division 1602 – Wool Breeds - Ewe**

**Class 06** - Walking Fleece Aged Ewe, 2 yrs. and older

**Class 07** - Walking Fleece Yearling Ewe, 1 year and under 2 years

**Class 08** - Walking Fleece Ewe Lamb, under 1 year

## **Division 1603 – Wool Breeds - Ram**

**Class 10** - Walking Fleece Ram Lamb, under 1 year of age

## **Division 1604 – Wool Breeds - Wethers**

**Class 11** - Walking Fleece Wether, 1 year and older

**Class 12** - Walking Fleece Wether, under one year

## **Division 1607 – Clover Sprout Breeding Stock**

**Class 15** - Clover Sprout Walking Fleece Breeding Class

## **Division 1605 – Best of Fleece on Hoof**

**Class 13** - Best Fleece on Hoof

**ALL EXHIBITORS ARE ADVISED TO THOROUGHLY READ THE FAIR RULES AND REGULATIONS, FAIR CODE OF CONDUCT, LIVESTOCK RULES & REGULATIONS AND LIVESTOCK EXHIBITOR CONDUCT.**



## **Division 1606 - Club Awards**

**Class 01** - Best Decorated Club: \$25 Award for best decorated display, judged on cleanliness, decorations & educational display. Decorations must be in place by 10 a.m. on Monday of fair. Do not sign up for this class.

# LLAMAS & ALPACAS

## Superintendent:

Mike & Kim Tomasek (810) 335-9002  
mommyto4girls@hotmail.com  
Lauren Liebetreu (906) 203-5506

Judging: Tuesday at 9 a.m.

Location: Show Arena

Project Set Up: Friday from 6 to 8:30 p.m.

Check in Time: Sunday 1-6 p.m.

Check out Time: Saturday 9 p.m.

Premiums: A=\$3; B=\$2; C=No premiums

## Project Requirements:

1. Llamas or alpacas may be shown by more than one exhibitor, but no llama or alpaca may be shown more than once in each class.
2. Animals registered at the time of entry must be the animal shown.

## Project Requirements:

1. Llamas or alpacas may be shown by more than one exhibitor, but no llama or alpaca may be shown more than once in each class.
2. Animals registered at the time of entry must be the animal shown.

## Division 2201 – Showmanship

Classes will be combined at the discretion of the superintendents.

**Class 19** - Llama & Alpaca Showmanship 19 years old

**Class 18** - Llama & Alpaca Showmanship 18 years old

**Class 17** - Llama & Alpaca Showmanship 17 years old

**Class 16** - Llama & Alpaca Showmanship 16 years old

**Class 15** - Llama & Alpaca Showmanship 15 years old

**Class 14** - Llama & Alpaca Showmanship 14 years old

**Class 13** - Llama & Alpaca Showmanship 13 years old

**Class 12** - Llama & Alpaca Showmanship 12 years old

**Class 11** - Llama & Alpaca Showmanship 11 years old

**Class 10** - Llama & Alpaca Showmanship 10 years old

**Class 09** - Llama & Alpaca Showmanship 9 years old

**Class 08** - Llama & Alpaca Showmanship 8 years old.

**Class 05** - Clover Sprout Llama & Alpaca Showmanship, bringing an animal

**Class 06** - Clover Sprout Llama & Alpaca Showmanship, borrowing an animal

## Division 2202 - Llama & Alpaca Obstacle

Class will be divided at the discretion of superintendents.

**Class 20** - Llama & Alpaca Obstacle

**Class 21** - Llama & Alpaca Clover Sprout Obstacle

## Division 2203 – Llama & Alpaca Public Relations

**Class 30** - Llama & Alpaca Public Relations



# GOATS

## Superintendents:

Kristy Hardy

(810) 334-7844 masseyferg35@yahoo.com

Lynnea McFadden

(906) 869-1530 lynneamcfadden@gmail.com

Amanda Francek

(810) 334-8057 amanda.delcourt@gmail.com

Judging Time: Wednesday at 9 a.m.

Project Set Up: Friday 6-8:30 p.m.

Check in Time: Sunday 1-5 p.m. \*except market goats

Check in Time for Market goats: Sunday 1-3 p.m.

Check Out Time: Saturday at 9 p.m.

Project Clean up Time: Sunday at 8 a.m.

Judging Location: Show Arena

Premiums: A=\$3; B=\$2; C=No premiums.

## Project Requirements:

1. All goats are required to have official identification according to MDARD's Exhibition Requirements.
2. All animals entering the fairgrounds will be subject to a health examination before unloading.
3. All market goats must be weighed and tagged on the 1<sup>st</sup> Saturday in May from 8-11 a.m. Market goats must have been born after October 1 of the previous year. Market goats must be owned by May 1<sup>st</sup>.
4. Limit 1 market goat per exhibitor. May tag one alternate per family.
5. Exhibitors are required to bring their own equipment and milk stands.
6. All grain must be stored in a goat proof tight lid container.
7. Straw bedding only for goats. No shavings unless housed on cement.
8. Hay feeders are required and are to be secured, attached to the pen. Absolutely no feeding of hay or grain on the ground and no hay nets.
9. All grain feeders must be removed from pens by 10 a.m.
10. Exhibitors must provide their own materials to keep small goats in their pen.
11. Exhibitors with pygmy, angora goats and Boer breeding stock that have horns must provide materials for their animal pen(s) to prevent the horns from the animals from getting stuck in the fencing and to prevent them from injuring goats in adjoining pens. Dairy Goats and Market Goats are not allowed to have horns. No scurs over 1".
12. All goats need to be castrated and dehorned and fully healed before the fair to be exhibited. No swelling, signs of decay, trauma, drainage, no hanging, etc. allowed.

13. No bucks are allowed (Exception made for dams nursing kids under 8 weeks of age. Dam MUST be exhibited in a class). No companion animals are allowed. All goats must be exhibited in a class.
14. All body shaving of goats is to be done at home. Touch ups may be done. You are responsible for cleaning up all hair.
15. Each exhibitor is required to do 1 hour of barn duty.
16. Showmanship attire for all classes: white collared shirt, white, black or khaki pants, protective footwear, regardless of breed being exhibited. All exhibitors must participate in showmanship.
17. Showmanship goats MUST be shown in a breed or market class.
18. Limit of one goat per class. (Exception Dam & Daughter). The exhibitor who is showing the daughter is the exhibitor for the dam and daughter class. Both the dam and daughter must be shown in their respective breed class.
19. All goats exhibited must be shown in a class (excluding Class 14, 20, 34 and nursing kids under 8 weeks of age).
20. Classes can be divided or combined at the Judge's or superintendent's discretion.
21. Animals are to be shown by one exhibitor. No sharing of animals.
22. Dairy goats 2 and older that are not currently in milk must be shown in Class 13 Dry Does and older.
23. There will not be a mandatory milk out for the show.
24. All dairy goat breeds will be shown together.



## Division 1701 – Goat Showmanship

**Class 01** - Senior Goat Showmanship 15 years. & over

**Class 02** - Junior Goat Showmanship 13 & 14 yrs. old

**Class 03** - Intermediate Goat Showmanship 11 & 12 yrs. old

**Class 04** - Youth Goat Showmanship 8-10 yrs. old

**Class 05** - First year Goat Showmanship - any age

**Class 06** - Clover Sprout Goat Showmanship, bringing goat to the fair

**Class 07** - Clover Sprout Goat Showmanship, borrowing an animal at the fair

# GOATS continued

## Division 1702 – Dairy Goats: Standard & Nigerian

- Class 08** - Milking Doe under 2 years
- Class 09** - Milking Doe 2 yrs. and under 3
- Class 10** - Milking Doe 3 yrs. and under 4
- Class 11** - Milking Doe 4 yrs. and under 5
- Class 12** - Milking Doe 5 yrs. and older
- Class 13** - Dry Does age 2 and older
- Class 15** - Best Udder of Show
- Class 16** - Junior Doe Kid, born April 1-April 30 of current yr.
- Class 17** - Inter. Doe Kid, born bet. March 1-31 this year
- Class 18** - Sr. Doe kid, born Jan 1-Feb. 28 this year
- Class 19** - Jr. Yearling Doe, born June 1, Dec 31 last year
- Class 20** - Sr. Yearling Doe, born Jan 1-May 31 last year
- Class 25** - Goat Dam & Daughter, one daughter & one dam

## Division 1703 – Market Goats

- Class 26** - Market Goat (45 lbs. & up)
- Class 27** - Market Goat (44 lbs. and under)

## Division 1709 - Rate of Gain

- Class 01** - Rate of Gain, \$50 Award. Automatically entered.

## Division 1704 – Pygmy Goats & Boer Goats

- Class 31** - Doe 5 yrs. and older
- Class 32** - Doe 4 yrs. and under 5 yrs.
- Class 33** - Doe 3 yrs. and under 4 yrs.
- Class 34** - Doe 2 yrs. and under 3 yrs.
- Class 35** - Doe 1 yr. and under 2 yrs., freshened once
- Class 40** - Jr. Doe kid, born bet. April 1-April 30, this yr.
- Class 41** - Intermediate Doe kid, born bet. March 1-March 31 this year
- Class 42** - Sr. Doe Kid, born bet. Jan 1-Feb. 29 this year
- Class 43** - Jr. Yearling Doe, born 12-31 and 5-31 last yr.\*
- Class 45** - Senior Yearling Doe, 19 months-2 years old\*
- Class 48** - Goat Dam & Daughter (one daughter and one dam)

\*never freshened

## Division 1705 – Angora Goats

- Class 55** - Angora Aged Doe, over 2 years
- Class 56** - Angora Yearling Doe
- Class 57** - Angora Doe Kid, under 1 year
- Class 58** - Angora Wether, all ages

## Division 1707 – Pet Wether

- Class 72** - Jr. Pet Wether, under 1 year\*
  - Class 75** - Sr. Pet Wether, 1 yr. and over\*
- \*Excludes market wethers and angora wethers

## Division 1708 – Goat Clover Sprouts

- Class 76** - Goat Clover Sprouts, bringing a goat to fair
  - Class 77** - Goat Clover Sprouts, borrowing at goat at fair
- All goats shown together regardless of breed/age/sex of goat.

## Goat Best in Show

Best Goat in Show Award only, no premium  
(Grand Champion winner from Dairy, Pygmy/Boer, Angora and Pet Wether competing.)

## Division 1706 – Fun Classes

Do not sign up for these classes.

**Class 64** - Costume Class – Following Show, all ages, non-competitive

**Class 65** - Best Educational Display – Judged on cleanliness and educational content, \$25 award

**Class 66** - Best Decorated Display – Award \$25, Best decorated display, judged on cleanliness and decorations.

Decorations must be in place by 10 a.m. on Monday of fair.

Market will be judged separately.

**ALL EXHIBITORS ARE ADVISED TO THOROUGHLY READ THE FAIR RULES AND REGULATIONS, FAIR CODE OF CONDUCT, LIVESTOCK RULES & REGULATIONS AND LIVESTOCK EXHIBITOR CONDUCT.**



**ENTRY DEADLINE**  
**JULY 1**

# Jr. Livestock Sale

## Thursday, July 23, 2026

### 2:00 p.m.

**Sale Order Rabbits, Poultry, Sheep, Beef, Veal, Goats, Swine.**  
**Silent Auction 2:00-5:00 p.m.**  
**with selected blue ribbon Poultry & Rabbits**

2025 Livestock Buyers will receive two complimentary meal tickets in appreciation for your past support of the livestock auction to be used in the Community Building from 4:00 to 7:00 p.m.

Each buyer will receive a Buyer's Ribbon. Purchasers of Grand and Reserve Champion animals will be awarded a trophy or plaque at the sale. Pictures will be taken of all owners, animals and their buyers. Expense of the pictures will be borne by the owner/seller.

All re-sales become property of the Junior Livestock Sale Committee to be resold for market. Proceeds will go to the Junior Livestock Sale fund unless otherwise specified and agreed upon by the Junior Livestock Sale Committee. No animal is to be sold through the auction twice. All sales are final.

## 2025 Livestock Buyers by City

### **Algonac**

Nicole & Robert Chmielewski

### **Allenton**

Dan & Crystal Jurczynszyn

### **Almont**

Novak Supply  
Smiths Waterproofing ,LLC

### **Armada**

Armada Grain  
DLS Fox Farms

### **Avoca**

Brian & Pauline Besser  
Gary & Jennifer Francek  
Jim & Jan Vincent  
Kyle & Jennifer Peters  
Sunrise Stores  
Todd & Dawn Keuning  
Tom & Tracy Vincent

### **Berlin Township**

Blumerich Farm  
Clark Carpentry

### **Bessemer**

Terry Kryshak & Judy Palmateer

### **Brockway**

Cameron Groves  
Preston Chiropractic

### **Brown City**

Brower Farms  
Brown City Elevator  
Muxlow Meats  
Nutrien Ag Solutions  
Tri County Bank

### **Burtchville**

Blue Water Sorting & Packaging  
Champion Physical Therapy  
Schroeder Farms

### **Capac**

Dale Avery

### **Casco**

Adair Grain & Feed  
Casco Rent All  
Great Lakes Power & Lighting  
Kelly Helmreich  
Kevin & Jenny Niebauer  
Kyle Dupuis  
Kyle Halpin  
Paul & Ann Sattler  
Robert Clancy Contracting  
Thueme Farms, LLC  
Thueme Hog Farm  
Tranchida Farrier Service

**China**

Joel Pieprzak  
Lynnea McFadden  
Megan & Adam Klemmer  
Michael & Kimberly Tomasek  
Ron Salisbury  
Schweihofer Seed Sales

**Clay Township**

Martin Wietecha  
Michelle Zanger

**Clyde Township**

In Memory of John & Helen Preston  
Momma DD's Creations  
Shelly Szymanski  
Thrushman Family Farms

**Columbus Township**

A Plus Angus  
Ageless Machine Works  
Blue Water Gas Storage  
Dave Tobaben  
Four Seasons Pet Resort  
Hackstock Construction  
Jeremy & Athena Modrich  
Maria Delany  
Michael E. Shea, Sr.  
Pantry Project by Rustic Ramblers  
Sara Hackstock  
VRF Technologies  
Wessel Bros. & Son  
Wessel Family Seeds  
Winn Heritage Farms

**Cottrellville Township**

Fury Bullet Company  
Tom & Denise Whitenight

**Croswell**

Eastern Michigan Bank  
O'Connor Cattle Company

**Dearborn**

Cindi Rodriguez  
Gabrielle Rodriguez

**Dryden**

Bunker's Knoll Farm

**Dundee**

Bechler Family Concessions

**East China**

Gerald St. James

**Emmett**

Bolday Dairy Farm  
Dale & Laura Stade  
Dan & Lisa Jackson  
Dan Cowhy Excavating  
Donna Wojtysiak  
G's Heavy Equipment Repair  
Jeff's Rubbish Disposal, LLC  
Joanna Ingles  
Nellie's Natural Soap  
Nick Garafalo  
PLC Toolbox Supply  
Star of the West Milling Company  
Tracey Hills

**Fair Haven**

Bluewater Boiler & Mechanical, Inc.  
Bryant & Ashley Sebastian  
Chris Ruemenapp  
Grosso Trucking  
Joe & Theresa Whitenight  
Ozzman Enterprises  
Rick & Mary Ruemenapp  
Vigtech

**Ferndale**

Edwin Bishop

**Fort Gratiot**

Judge Cynthia Lane  
Larry Whitenight  
Micah Hall  
Nathaniel Landreville  
Tracy Slezinski

**Goodells**

Golembiewski  
Ln'L Outback  
Rachel Laimon  
Sulkowski & Sons Farm  
Sulkowski Seeds

**Greenwood**

Jeff & Katrena Jordan

**Grosse Pointe**

Annemarie Ficarra  
Henry Ford St. John  
Michael Johnson

**Harrison Township**

Laure Plett

**Higgins Lake**

Bill Putney

**Imlay City**

Dave Danielson  
Germaine Electric  
Gladys Burlison  
Helena Agri Enterprises  
McKee Ag Services  
Michael & Sarah McKee  
Victoria Modrich & Phil Yert

**Jeddo**

Annette Burch  
Greg Dazer

**Kimball**

Alex & Sons Tree Service  
B & K Construction  
Bart Gabbard  
Black River Veterinary Clinic  
Dane Zanger  
Dr. Eric & Mindy Saunders  
Frazer & Sons Farm, Inc.  
Joseph Pavlov  
Russ Jackson  
Tim & Lori Warchuck  
Val & Sonny Visga  
Wadhams Road Animal Clinic

**Lakeville**

Muriel Ciaramitaro

**Lansing**

Travis Gehrke

**Lapeer**

Choice One Bank  
GreenStone Farm Credit

**Lenox**

Chad Williams  
Lenox Cement  
Rosseel's Farm & Garden

**Lexington**

Stifel

**Livonia**

Collin Lytle

**Logansport, IN**

John Beachler

**Macomb**

Geevar Varghese

**Marine City**

Anita Desrosiers  
Mike & Elizabeth Pennazoli

**Marlette**

Michigan Ag Commodities

**Marysville**

Brad Strunk Agency, LLC  
Jamie & Zach Whitenight  
Mark & Kristine Moses  
St. Clair County Farm Bureau

**Melvin**

Adam Kovach  
Mary Schultz  
Wayne A. Schultz

**Memphis**

Fr. Mark Livingston  
Peters Brother Farm  
S & K Peters Family Farms

**Mt. Clemens**

P.T.M. Morley, Inc.

**New Baltimore**

84 Hydrovac  
Miemel Fezczak

**New Haven**

Frank MacKenzie

**North Branch**

Dick Coulter

**North Street**

Charlie Lewis - Lewis Farms  
Harbor Beach Vet Clinic  
Mike & Val Fusee

**Okemos**

Lindsey & Russell LaForte

**Oxford**

Dan & Fran Wietech

**Palms**

John Westerman

**Pigeon**

AVS Broadband

**Port Huron**

Carolyn Modrich  
Chris Schott  
Dale Gore  
Ian Mitchell  
Joseph Mallia  
Marshall E. Campbell Company  
Tom McCormick  
William Sullivan

**Port Sanilac**

Dave & Jim's Barber Shop  
Renzie Milarch

**Richmond**

Blue Flame Propane  
Family Farm & Home  
Heinz Chiropractic  
Jaime Greene  
Jerry Grobbel  
RKT3 Trucking, LLC

**Riley**

Diana & Rob Seifert  
Hollie Siefert  
Katrina Ford  
Mike Mills  
Richard Jurczynszyn

**Rochester Hills**

Dr. Cindy Bilinsky

**Ruby**

M & M Farms

**Sandusky**

Sanilac Drain & Tile  
Thumb Veterinary Services  
TNT Equipment  
Tri County Equipment

**St. Clair**

Aaron Jacobson  
Brandi Boudreau  
Bushay's/Greg Bushay  
Changing Tides Farm  
Eric Burgess  
G & F Legacy Farms  
Marlena & Jimmy Karl  
Melanie Heitz  
Neiman's Family Market  
Peggy Gregg  
Robyn Limberg, DVM  
St. Clair Collision  
William & Brittany Teller

**Troy**

Dave & Mary Hackstock

**Wales**

David Gable  
Goodells Mini Storage  
James Amthor  
Jaskolski Farms, LLC  
Kargula & Sons Lambs  
Randy Hale  
Roberta Holyfield  
Tim Bennatts

**Warren**

Karlie Gest

**Washington Township**

Proline Asphalt

**West Bloomfield**

Sean Barrett

**Yale**

Capac Hardware  
Carl's Septic Service, LLC  
Dale Stuever  
Howard Clark  
Schultz Tree Removal  
Steve Aguinaga  
Veldman Cattle  
Yale Steel, Inc.



# POULTRY

## **Poultry Barn Superintendent:**

Kevin Smith (810) 841-8859 ksmith@wirtzusa.com

## **Fancy Breed Superintendent:**

Leah Vandewarker (586) 277-2641

## **Market Bird Superintendents:**

Kay Smith (810) 841-6053 kaythebusdriver22@yahoo.com

Melanie Mosher

Kara Keib (810) 278-6269 kpiggysue@aol.com

## **Egg Production superintendent:**

Mary Campbell

Judging Time: Monday at 9 a.m.

Project Set Up: Friday 6:30 p.m.

Check in Time: Sunday 1 to 3 p.m.

Check Out Time: Sunday at 8 a.m.

Judging Location: Poultry Barn

Awards Presentation: Monday at 6 p.m.

Premiums: A=\$2.50; B=\$1.50; C=No premiums.

Poultry Science premiums: A=2; B=1.25; C=None.

## **Project Requirements:**

1. Exhibitors must be present during judging.
2. There is no limit on the number of entries, except market classes and barnyard classics. Market birds are one entry per species. Limits may be placed based on cage availability.
3. Exhibitors must have feed and water containers that are un-spillable and hang on the cage. It is highly recommended that exhibitors use ½ gal. plastic feed & water cups for turkeys, geese, market chicken pens and large breed ducks; 1 qt. or larger plastic feed & water cut for egg production and 1 pt. for bantam chicken and bantam ducks. See pictures below. Feeders and waters not allowed: Fountain waters of any kind, cut plastic cups, paper ice cream container, any container that cannot be made un-spillable and to hang from the cage. Available for purchase at [www.cutlersupply.com](http://www.cutlersupply.com)



4. Birds must be fed and watered at least twice per day. Cages must also be cleaned daily no later than 10 a.m.
5. Birds must be bathed prior to coop in day. Birds found dirty or infested with parasites will not be allowed to enter.
6. Egg Production: An entry consists of a dozen eggs. Eggs should be brought to the Poultry Barn the day of judging with exhibitor tag attached.

7. Poultry Science: Exhibits should be brought to the Poultry Barn the day of judging. Exhibitors must be present for interview during judging.
8. Meat Production: Grand and Reserve Champion will be sold at the Jr. Livestock Auction. All other A-rated meat pens will be sold through silent auction.
9. All market poultry exhibitors selling through silent auction are responsible for making sure their photo is taken by noon on Monday and included in auction display. Clean up after auction and when market animals are shipped for processing is the responsibility of exhibitor.
10. Exhibitor must be present to weigh in their birds and coop in their own birds.
11. All exhibitors participating in market poultry project will be responsible to sign up to work the silent auction wagon, poultry pick up table, and various other duties related to the livestock sale and processing and market project birds. Failure to sign up and fulfill duties will result in loss of awards, premiums and right to sell.
12. All exhibitors are responsible for own feed and water cups, feed and bedding (pine shavings only, no cedar).
13. Judging for showmanship using one bird, any breed, sex/age. Showmanship animal MUST be entered in a breed class.
14. Some classes may be combined or split at discretion of superintendent
15. Exhibition Poultry will be judged according to the American Poultry Association.
16. All market exhibitors must be present (or have a representative present) when birds are picked up for processing to help with loading and to collect your supplies and equipment.
17. Poultry Association "Standard of Perfection" and the APA/ABA Youth website is a good source of poultry education information.
18. It is strongly recommended that exhibitors label supplies and equipment with their initials or name.
19. Sharing of club shirts for silent auction photos is prohibited. However, exhibitors are welcome to wear club shirts for silent auction photos.
20. Market poultry exhibitors must bring proof of hatch date to check in to present to superintendent. Hatch date means the bird must not be hatched any earlier than the hatch date.

# POULTRY continued

## Division 1801 – Poultry Showmanship

**Class 01** - Senior Poultry Showmanship, 14 yrs. & older

**Class 02** - Intermediate Poultry Showmanship, 11-13 yrs. old

**Class 03** - Young Poultry Showmanship, 10 & under

**Class 06** - Clover Sprout Showmanship, borrowing a bird  
Showmanship birds must be entered in a class, not just showmanship.

## Division 1802 – Poultry/Pigeon Science

Educational exhibit, display, poster or notebook or combination relating to poultry science. Exhibitors must be present for interview during judging.

**Class 60** - Poultry Science Sr. Division, 15 yrs. & older

**Class 61** - Poultry Science Jr. Division, 12-14 yrs. old

**Class 62** - Poultry Science Young Division, 11 yrs. & under

**Class 63** - Poultry Science Clover Sprouts, ages 5-7

## Division 1804 – Egg Production Chickens

Egg laying contest winners will be determined by number of eggs laid by Friday at 5 p.m. Ties will be broken by Saturday at noon.

**Class 15** - Hens - Two laying hens, any Standard Breed

## Division 1805 - Eggs

**Class 17** - 1 dozen eggs, uniform color and size - Brown

**Class 18** - 1 dozen eggs, uniform color and size - White

**Class 19** - 1 dozen eggs, uniform color & size - any other color

**Class 20** - 1 dozen eggs, uniform color & size, any other\*  
\*bantam or duck eggs

## Division 1817 - Decorated Egg Class

**Class 302** - Decorated Egg, Sr. Division 14 yrs. & older

**Class 303** - Decorated Egg, Intermediate, 11-13 yrs. old

**Class 304** - Decorated Egg, Young, 10 & under

## Division 1806 – Poultry Meat Production

Proof of hatch date, see Rule 20. Exhibitor must be present for judging. Entries limited to one pen. Clover Sprouts are not eligible to sell their livestock on the livestock auction.

### HATCH DATES

Turkeys - March 22

Geese - April 12

Ducks - May 17

Heritage Chickens - February 22\*

Chickens - May 24\*

**\*Market Chickens and Heritage Chickens have a minimum weight of 5 lbs. per bird.**

## Division 1806 – Poultry Meat Production continued

**Class 32** - Chickens, 3 birds to a pen, 9 wks. at show\*

**Class 33** - Ducks, 2 birds to a pen, 10 wks. at show  
\*Heavy Breeds Only Jersey Giants, Ancona, Delaware

Geese/Turkeys will be shown/sold individually.

Exhibitors bring either one of each sex of bird or two of the same sex but will be judged individually.

**Class 34** - Geese/Goose, one bird, 14 wks. at show time

**Class 35** - Geese/Gander, one bird, 14 wks. at show time

**Class 36** - Turkey/Hen, one bird, 17 wks. at show time\*\*

**Class 37** - Turkey/Tom, one bird, 17 wks. at show time\*\*

\*\*Turkeys must weigh 17 lbs. at fair.

**Class 38** - Heritage Breed Chickens, 3 birds\*.

**Class 39** - Clover Sprout Meat Production\*\*

\*\*Clover Sprouts must show other exhibitor's poultry instead of bringing their own.

**\*Heritage Breeds ONLY:** Jersey Giants, Ancona, Delaware, Araucana, Blue Andalusian, Brahma, Dominique, Buffalo Orpington, Rhode Island Red, Bared Plymouth Rock, Speckled Sussex and Wyandotte ONLY.

**Provided that MDARD and/or Fair Board determines poultry cannot be exhibited at the fair, this will be announced via the Fair's website with further directions for exhibitors as to a plan.**  
[www.stclaircounty4hfair.org](http://www.stclaircounty4hfair.org)

## Division 1807 – Poultry Clover Sprouts Breeding Stock

All Clover Sprouts (ages 5-7 yrs. old) shown in same class regardless of species/breed/sex/age of animal.

**Class 08** - Clover Sprouts Poultry, bringing a bantam

**Class 09** - Clover Sprouts Poultry, bringing a large fowl

**Class 10** - Clover Sprouts Poultry, bringing a duck

**Class 11** - Clover Sprouts Poultry, bringing a turkey

**Class 12** - Clover Sprouts Poultry, bringing a goose

## Division 1808 – Game Birds

**Class 38** - Pheasant

**Class 39** - Quail

**Class 40** - Guinea

**Class 41** - Peacock/Peahen

# POULTRY continued

## Division 1810 – Bantam Breeds

Choose Class that your bird should exhibit in and then indicate what sex your bird is by a letter.

Example (Division 1810, Class 100B, Game (Modern, Old English Hen)

**Class 100** - Game (Modern, Old English)

**Class 101** - Single Comb Clean Legged (Leghorn, Japanese, Australorps, Dutch, Rhode Island Red)

**Class 102** - Rose Comb Clean Legged (Wyandotte, Rosecomb, Leghorns, Rhode Island Red, Belgian Bearded d'Anvers)

**Class 103** - All Other Comb Clean Legged (Ameraucanas, Chanteclers, Cornish, Malays, Polish)

**Class 104** - Feather Legged (Cochin, Silkie, Sultans, Brahas, Booted)

## Division 1811 – Large Fowl

**Class 110** - American (Wyandotte, Rhode Island Red, Buckeye)

**Class 111** - Asiatic (Brahma, Cochin, Langshan)

**Class 112** - English (Cornish, Orpington, Australorps)

**Class 113** - Mediterranean (Leghorn, Minorcas)

**Class 114** - Continental (Polish, Welsummers, Hamburgs)

**Class 115** - All Other Standard Breeds (Modern, Ameraucanas, Araucanas, Sultans)

## Division 1812 – Show Ducks

**Class 120** - Ducks, Heavy (Pekin, Rouen, Muscovy)

**Class 121** - Ducks, Medium (Cayuga, Crested, Swedish, Buff)

**Class 122** - Ducks, Light (Runner, Magpie)

**Class 123** - Ducks, Bantam (East Indie, Call)

## Division 1813 – Show Geese

**Class 124** - Geese, Heavy (Toulouse, Embden, African)

**Class 125** - Geese, Medium (Sebastopol, Pilgrim, American Buff)

**Class 126** - Geese, Light (Chinese, Canada, Egyptian)

## Division 1814 – Show Turkey

**Class 127** - Turkey (all breeds)

## Division 1816 – Barnyard Classic

**Class 400:** Chicken, Water Fowl, Turkey, etc. – No breed\*

\*Exhibitor is limited to two entries in this class

## Division 1815 – Pigeons – Breed

1. Exhibitors must be present to be interviewed during judging in order to be eligible for Grand/Reserve.
2. There is no limit on number of entries. Note: Follow class guidelines.
3. Exhibitors must have feed & water containers that are non-spillable hung or fastened to the case, fed and watered at least 2 times a day and cages cleaned daily.
4. Birds should be dusted with commercial poultry dusting powder before the Fair. Birds found to be infested with mites, dirty, etc. will not be allowed to enter. Pigeons must be clean to enter.

**Class 01** - Utility, one bird (King, Runt Strasser, etc.)

**Class 02** - Fancy, one bird (Fantail, Pouter's, Modena, etc.)

**Class 03** - Flying, one bird (Homer, Roller, Tippler, etc.)

**Class 04** - Clover Sprout Pigeon, bringing bird to fair

**Class 05** - Clover Sprout Pigeon, borrowing a bird at fair

## Division 1817 – Club Display

**Class 301** - Club Decorations (Not for market birds) \$25 Award. Do not enter this class. Decorations are allowed after judging has been completed on Monday. They should not disrupt airflow through cages or be on top of the case due to lack of sturdiness. Each club will have a 4'x8' hung lattice above cages. Decorations must be completed by Tuesday night of fair.



ALL EXHIBITORS ARE ADVISED TO THOROUGHLY READ THE FAIR RULES AND REGULATIONS, FAIR CODE OF CONDUCT, LIVESTOCK RULES & REGULATIONS AND LIVESTOCK EXHIBITOR CONDUCT.

# RABBITS

## **Rabbit Superintendents:**

Rob Usakowski (810) 637-1537  
Cathie Usakowski (810) 434-1194

## **Assistant Rabbit Superintendent:**

Laura Reckker (810) 434-2939 (Meat Rabbits)  
Jessica Usakowski (810) 300-5885  
Ashleigh Miller (810) 300-6933  
Gwyn Glombowski

Project Set Up: Friday @ 5:30 p.m.

Check in Time: Sunday 2 to 5 p.m.

Check Out Time: Sunday at 8 a.m.

Judging Location: Rabbit Barn

Clover Sprout Practice: Monday at 10:00 a.m.

Rabbit Science Judging Time: Monday at 2:30 p.m.

Showmanship Judging Time: Tuesday at 9 a.m.

Breeding Stock/Market Class Judging: Tuesday after Showmanship

Rabbit Peep Eating Contest Wednesday at 3 p.m.

Breed ID/Rabbit Bingo – Wednesday at 4 p.m.

Coloring Contest due Thursday at 11 a.m.

Adult Showmanship: Friday at 11 a.m.

Rabbit Road Rally Friday 1-2:30 p.m.

Premiums: A=\$2.50; B=\$1.50; C=No premiums.

Science & Record Book premiums A=2; B=1.25; C=None

Record Book required of all exhibitors in order to show/sell and must be turned into the Fair Office or 4-H Office by July 1 by 5 p.m. Books available at the Fair Office, Website or 4-H office.

## **Project Requirements:**

1. All rabbits must be owned by the 4-Her exhibiting them by May 1 of the current year. For those rabbits under the age of 69 days the doe/sow kindling the litter must be owned by the 4-Her by May 1 of the current year.
2. Entry fee of \$2 per rabbit will be due at time of check in.
3. Bedding and pellets will be provided for the week of the fair.
4. Exhibitors must fit, show and take care of their own animals at the fair.
5. Those exhibiting will be limited to two entries per class. Superintendent may need to limit total entries per exhibitor based on barn capacity.
6. All rabbits must have a legible and permanent ear marking in their left ear at the time of check in.
7. Rabbits will be judged by A.R.B.A. standards, except the mixed breed class.
8. No breeding of show rabbits at the fair.
9. The superintendent may request that any rabbits showing signs of illness or disease be removed from the fair as soon as it is possible to prevent spread of illness.
10. No locks allowed on cages.
11. Meat pens or rabbits are not to be over 69 days of age, minimum weight of 3.5 lbs. each, maximum weight of 5.5 lbs. each, and cared for by the exhibitor in that time. Does must be bred 100 days or less before judging. Meat pen must be the same breed and variety, and as identical as possible. Grand & Reserve meat pens will be sold at the livestock auction. Pens receiving A ratings are eligible to sell in the small animal silent auction on Thursday. Notation must be made in the record books at check in if a member does not wish their pen sold if it receives an A rating. Those not wishing to sell their pens must tell the clerk at check in.
12. Fryer class rabbits are not to be over 69 days of age, minimum weight of 3.5 lbs. each, maximum weight of 5.5 lbs. each. Fryer rabbits must be cared for by exhibitor. A single fryer rabbit cannot be shown in the meat pen. A fryer rabbit must be a commercial breed, and of any variety. Does must be bred 100 days or less before judging. Grand & Reserve fryers will be sold at the livestock auction. Fryers receiving A ratings are eligible to sell in the silent auction on Thursday. Notation must be made in the record books at check in if a member does not wish their fryer sold if it receives an A rating. Those not wishing to sell their fryer must tell the clerk at check in.
13. Roaster class rabbits entered in this class must be under six months of age. Minimum weight is 5.5 lbs. each, maximum weight at 8 lbs. Grand & Reserve roasters will be sold at the livestock auction. Roasters receiving A ratings are eligible to sell in the silent auction on Thursday. Notation must be made in the record books at check in if a member does not wish their roaster sold if it receives an A rating. Those not wishing to sell their roaster must tell the clerk at check in.
14. Stewer class rabbits entered in this class must be six months of age and over. Minimum weight is 8 lbs. Grand & Reserve stewers will be sold at the livestock auction. Stewers receiving A ratings are eligible to sell in the silent auction on Thursday. Notation must be made in the record books at check in if a member does not wish their stewer sold if it receives an A rating. Those not wishing to sell their stewer must tell the clerk at check in.

# RABBITS continued

15. Any rabbit that is used as a showmanship rabbit must be owned by the exhibitor and must be shown in their breed class unless okayed by the superintendent.
16. A best of variety and best opposite of variety will be selected in each breed variety. From those variety winners a best and best opposite sex of breed will be chosen. A best of breed and best opposite sex of breed will be selected in each breed. These selections will determine which animal will represent their breed in the championship classes.
17. All rabbit exhibitors are responsible for set up and clean up fair week.
18. Rabbits must be removed from barn between 8-9:30 a.m. on Sunday morning. However, any rabbits found leaving the barn before 8 a.m. Sunday will lose their rabbit premiums.
19. Barn duty is required for all rabbit clubs & youth rabbit exhibitors. Each is asked to sign up for a specific time during fair week on the board posted near the judging tables. A listing of what is expected of those on duty will be posted in the same location.
20. Each exhibitor must submit an online registration to register for cage space and sizes by July 1. Members may be restricted to a maximum number of cages, depending upon the number of entries and the number of available cages as determined by superintendents based on cage reservations. Club leaders should contact the superintendent by July 1 to verify club cage counts.
21. Entry help for breed classes: There is no department number, only division. For breed class the division is 2002. The class number is the breed of the rabbit.
22. All rabbits must meet the minimum weight requirements for their breed to be shown.
23. All rabbits must have cage tags stating club and owner.

## **Division 2001 – Rabbit Showmanship**

Showman will be judged by the “4-H Rabbit Fitting & Showing Member Guide” (4H1268)

**Class 01** - Novice, 8-10 yrs. old

**Class 02** - Young, 11-12 yrs. old

**Class 03** - Intermediate, 13 & 14 yrs. old

**Class 04** - Junior, 15 & 16 yrs. old

**Class 05** - Senior, 17 and older

**Class 06** - Clover Sprout, bringing your own rabbit

**Class 07** - Clover Sprout, borrowing a rabbit at fair

## **Division 2001 – Rabbit Showmanship Continued**

Will judge three different classes simultaneously, when either of them has completed their class they will move to the next available age division. Overall Grand & Reserve Champion and 1<sup>st</sup> alternate will be picked. The top two showman will compete in Sweepstakes Showmanship on Saturday.

## **Division 2002 – Clover Sprout Breeding Stock**

All Clover Sprout Rabbit Breeding Stock will be shown in same class regardless of breed/age/sex of rabbit.

**Class 01** - Clover Sprout Breeding Rabbit, with own rabbit

**Class 02** - Clover Sprout Breeding Rabbit, borrowing rabbit

## **Division 2002 – Breeding Stock**

(See listing below for the Class Number for your particular breed.)

Example: Division 2002, Class 1170B (Mini Rex, Black, Sr. Doe)

**Class 3** – Senior Buck, 6 months of age or over

**Class 4** - Senior Doe, 6 months of age or over

**Class 5** - Intermediate Buck, 6-8 months of age (Commercial Breeds only)

**Class 6** – Intermediate Doe, 6-8 months of age (Commercial Breeds only)

**Class 7** – Junior Buck, under 6 months of age

**Class 8** – Junior Doe, under 6 months of age

### **Rabbit Breed/Variety**

American Fuzzy Lop Broken

American Fuzzy Lop Solid Pattern

American Blue

American Sable Standard

American White

Angora English Colored

Angora English White

Angora French Colored

Angora French White

Angora Giant White

Angora Satin Colored

Argente Brun - Standard

Belgian Hare Rufus

Belgian Hare - Tan

Beveren Black

Beveren Blue

Beveren White

Blue Holicer - Standard

Britannia Petit - Broken

Britannia Petite - Blue Eyed White

Britannia Petite Black

Britannia Petite Black Otter

Britannia Petite Chest Agouti

Britannia Petite - Himalayan

Britannia Petite Ruby Eyed White

Britannia Petite - Tortoise Shell

Californian Standard

Champagne D'Argent Standard

Czech Frosty – Standard

# RABBITS continued

## Rabbit Breed/Variety

Checkered Giant Black  
Checkered Giant Blue  
Chinchilla American Standard  
Chinchilla Standard  
Cinnamon Standard  
Cream D'Argent Standard  
Dutch – Chinchilla  
Dutch – Black  
Dutch – Blue  
Dutch – Chocolate  
Dutch - Golden Yellow  
Dutch – Gray  
Dutch – Lilac  
Dutch -Steel  
Dutch – Tortoise  
Dwarf Hotot – Lilac  
Dwarf Hotot Standard  
Dwarf Papillon – Black  
Dwarf Papillon – Blue  
Dwarf Papillon – Chocolate  
Dwarf Papillon - Tortoise Shell  
English Spot Black  
English Spot Blue  
English Spot Chocolate  
English Spot Gold  
English Spot Gray  
English Spot Lilac  
English Spot Tortoise  
Flemish Giant Black  
Flemish Giant Blue  
Flemish Giant Fawn  
Flemish Giant Light Gray  
Flemish Giant Sandy  
Flemish Giant Steel Gray  
Flemish Giant White  
Florida White Standard  
Harlequin Japanese  
Harlequin Magpie  
Havana Black  
Havana Broken  
Havana Chocolate  
Himalayan Black  
Himalayan Chocolate  
Himalayan Blue  
Himalayan Lilac  
Hotot Standard  
Jersey Wooly Agouti  
Jersey Wooly Other  
Jersey Wooley Self  
Jersey Wooly Shaded  
Jersey Wooly Tan Pattern  
Lilac Standard  
Lionhead - Black  
Lionhead - Chocolate  
Lionhead - REW  
Lionhead - Seal  
Lionhead - Siamese Sable  
Lionhead - Tort  
Lionhead - Tortoiseshell  
Lop (English) Broken  
Lop (English) Solid  
Lop (French) Broken  
Lop (French) Solid  
Lop (Holland) Broken

## Rabbit Breed/Variety

Lop (Holland) Solid  
Lop (Mini) Broken  
Lop (Mini) Solid  
Mini Californian  
Mini Rex - Amber  
Mini Rex - Sable Point  
Mini Rex - Silver Marten  
Mini Rex - Smoke Pearl  
Mini Rex - Black  
Mini Rex - Blue  
Mini Rex - Blue Eyed White  
Mini Rex - Broken Group  
Mini Rex - Castor  
Mini Rex - Chinchilla  
Mini Rex - Chocolate  
Mini Rex - Himalayan  
Mini Rex - Lilac  
Mini Rex - Lynx  
Mini Rex - Opal  
Mini Rex – Red  
Mini Rex - Sable Point  
Mini Rex - Sable Marten  
Mini Rex – Seal  
Mini Rex - Smoke Pearl Marten  
Mini Rex – Tortoise  
Mini Rex – White  
Mini Satin – Black  
Mini Satin – Blue  
Mini Satin - Chocolate  
Mini Satin - Chocolate Agouti  
Mini Satin – Chinchilla  
Mini Satin – Copper  
Mini Satin – Himalayan  
Mini Satin – Lilac  
Mini Satin – Lynx  
Mini Satin – Opal  
Mini Satin – Otter  
Mini Satin – Red  
Mini Satin – Sable  
Mini Satin – Siamese  
Mini Satin - Silver Marten  
Mini Satin - Smoked Pearl  
Mini Satin – Squirrel  
Mini Satin – Tortoise  
Mini Satin – White  
Mixed Breed\*  
Netherland Dwarf - Agouti Lutino  
Netherland Dwarf - Blue Tort  
Netherland Dwarf – Broken  
Netherland Dwarf – Black  
Netherland Dwarf – Blue  
Netherland Dwarf – Chestnut  
Netherland Dwarf – Chinchilla  
Netherland Dwarf – Chocolate  
Netherland Dwarf - Chocolate Agouti  
Netherland Dwarf – Fawn  
Netherland Dwarf – Fox  
Netherland Dwarf – Himalayan  
Netherland Dwarf – Lilac  
Netherland Dwarf – Lynx  
Netherland Dwarf – Opal  
Netherland Dwarf – Orange  
Netherland Dwarf - Otter

## Rabbit Breed/Variety

Netherland Dwarf - Sable Point  
Netherland Dwarf - Silver Marten  
Netherland Dwarf - Siamese Smoke Pearl  
Netherland Dwarf - Siamese Sable  
Netherland Dwarf - Smoke Pearl Marten  
Netherland Dwarf - Tortoise Shell  
New Zealand - Black  
New Zealand - Blue  
New Zealand - Broken  
New Zealand - Red  
New Zealand - White  
Palomino - Golden  
Palomino - Lynx  
Polish - Black  
Polish - Blue  
Polish - Blue Eyed White  
Polish - Broken  
Polish - Chocolate  
Polish - Ruby Eyed White  
Rex - Seal  
Rex - Amber  
Rex - Black  
Rex - Black Otter  
Rex - Blue  
Rex - Broken Group  
Rex - Californian  
Rex - Caster  
Rex - Chinchilla  
Rex - Chocolate  
Rex - Himalayan  
Rex - Lilac  
Rex - Lynx  
Rex - Opal  
Rex - Red  
Rex - Sable  
Rhinelander – Blue Rhinelander – Standard  
Satin – Otter  
Satin – Black  
Satin – Blue  
Satin - Broken Group  
Satin – Chinchilla  
Satin – Chocolate  
Satin – Copper  
Satin – Red  
Satin – Siamese  
Silver – Black  
Silver – Brown  
Silver – Fawn  
Silver Fox Black  
Silver Fox – Chocolate  
Silver Marten – Black  
Silver Marten – Blue  
Silver Marten – Sable  
Silver Marten – Chocolate  
Tan – Black  
Tan – Blue  
Tan – Chocolate  
Tan – Lilac  
Thrianta Standard

**ENTRY DEADLINE**  
**JULY 1**

# RABBITS continued

\*1<sup>ST</sup> year rabbit exhibitors only. Mixed breeds show as a fancy (4 class) breed. They are not eligible for Fancy Grand or Reserve Champion.

## **Division 2003 - Progeny**

A doe and one of her 3-6 months of age offspring show together on the table for this class. Additionally, each must be exhibited in their respective breeding stock classes the day of the show. Both the doe and the offspring must be owned by the exhibitor. All breeds will show together.

**Class 01** - Rabbit Commercial Breeds (6 classes)

**Class 02** - Rabbit Fancy Breeds (4 classes)

## **Division 2004 - Meat**

Must be bred and cared for by exhibitor. Meat pens, fryers and roasters cannot be bought from separate breeders. Official weights will be taken at check in and overweight and/or underweight animals will not be exhibited in market classes. All exhibitors participating in the market project must have their picture taken when checking in rabbits on Sunday.

**Class 01** - Rabbit Meat Pens, consisting of 3 rabbits

**Class 02** - Rabbit Fryer Class, consisting of 1 rabbit

**Class 03** - Rabbit Roaster Class, consisting of 1 rabbit

**Class 04** - Rabbit Stewer Class, consisting of 1 rabbit

## **Division 2005 – Rabbit Science**

Exhibits must be in place at the judging tables in the Rabbit Barn on Monday of the fair by 2 p.m. They will be judged Monday afternoon at 2:30 p.m. Exhibitor must be interviewed as part of the exhibit. Interviews will be limited to a maximum of 10 minutes. Clubs wishing to incorporate their members' rabbit science projects as part of their club decorations and display may do so after the projects are judged on Monday; however, club science displays will only be considered as the educational display for a club when judged for the barn decoration contest and are not eligible to be shown in this division.

Rabbit Poster size is 14"x22" or 28"x22"

Rabbit Display (tabletop) no larger than 3'x3'

Resources MUST be listed on project.

**Class 20** - Rabbit Poster, Senior 13 yrs. & older

**Class 21** - Rabbit Poster, Junior 8-12 yrs. old

**Class 22** - Rabbit Notebook, Senior 13 yrs. & older

**Class 23** - Rabbit Notebook, Junior 8-12 yrs. old

**Class 25** - Rabbit Display, Senior 13 yrs. & older

**Class 26** - Rabbit Display, Junior 8-12 yrs. old

## **Division 2005 – Rabbit Record Book**

The Rabbit Project Record Book is required of all exhibitors in order to show/sell and must be turned into the Fair or 4-H office by July 1 by 5 p.m. Record books are available after February 15<sup>th</sup> at the 4-H Extension Office. Project record books are to be housed in an up to 2" ring, presentation binder with clear front overlay. The first page of the record book should be inserted into the presentation portion of front cover of the binder. Record book pages should remain in order when placed in the binder and should not be placed in page protectors.

**Class 35** - Novice, 8-10 yrs. old

**Class 36** - Young, 11 & 12 yrs. old

**Class 37** - Intermediate, 13 & 14 yrs. old

**Class 38** - Junior, 15 & 16 yrs. old

**Class 39** - Senior, 17 yrs. & older

**Class 40** - Clover Sprout Record Book, ages 5-7 yrs. old

## **Division 2006 - Rabbit Fun Classes**

No premiums. Sign up week of fair in the rabbit barn.

·Costumed rabbit and owner. Judged on costume & appearance.

·Rabbit Road Rally

·Adult Showmanship

·Rabbit Peep Eating Contest

·Breed ID/Rabbit Bingo

·Coloring Contest

## **Decorations**

Decorations for club displays should not inhibit air flow through the cages. The superintendent will remove items which inhibit air flow. Clubs are required to use skirting at the bottom of the cages.

Clubs are evaluated throughout the week with results announced on Friday. All education wall décor will be limited to 3'6" wide x 5' tall.

Best Decorated Club Display. Clubs are judged on educational display, decorations and cleanliness of area. All clubs entered automatically.

Displays must be in place by Tuesday of the fair.

**Class 01** - Best Decorated Large Club Display Award \$25

**Class 02** - Best Decorated Small Club Display Award \$25

# POCKET PETS

## **Superintendent:**

Sarah Bousson (810) 434-8105

Judging: Saturday 1 p.m. with interview (before fair)

Location: Still Exhibit Barn

Project Set Up: Friday at 6:00 p.m.

Check-in Time: Saturday at 1 p.m. (before fair)

Check out Time: Saturday 7-8 p.m. or, Sunday 8-9 a.m.

Premiums: A=\$4; B=\$2; C=No premiums

## **Project Requirements:**

1. Exhibitors may bring live animals, cavy, bird, fish, etc. for judging, but it is not required.
2. No live animals will be left on the fairgrounds, only exhibits.
3. Each exhibit must include:
  - At least one good picture of the pet and owner.
  - A Pocket Pet Report Form (Found on website at [www.stclaircounty4hfair.org](http://www.stclaircounty4hfair.org))
  - An exhibit, poster, notebook, or combination of these on the pet, its care and feeding, and information on the type of animal it is. Poster size 14"x22"
  - Exhibit must include at least one point of information pertinent to the pet.
4. Exhibitors must help set up and clean up.
5. Pet must be alive.
6. Suggested display: Cage, photo album, diary, small keepsake, mobile, photo wreath
7. Exhibitors limited to 2 entries.

## **Division 2501 – Pocket Pets**

Pocket Pet such as cavy (guinea pig), bird, cat, dog, fish, gerbil, hamster, mice, insects, rats, reptiles, other.

**Class 01** - Pocket Pet, age 16 & over

**Class 02** - Pocket Pet, age 13-15 yrs. old

**Class 03** - Pocket Pet, age 8-12 yrs. old

**Class 04** - Pocket Pet Clover Sprout, age 5-7 yrs. old

ALL EXHIBITORS ARE ADVISED TO THOROUGHLY READ THE FAIR RULES AND REGULATIONS, FAIR CODE OF CONDUCT, AND ANY OTHER SECTIONS OF RULES THAT APPLY TO YOUR EXHIBITS.



# CATS

## **Superintendent:**

Tina Romero 586-873-6204 justinboots4h@gmail.com

Judging: Saturday 12:30 p.m.

Location: Visitors' Center

Project Set Up: None.

Check in Time: Saturday at 12:30 p.m.

Check out Time: Saturday after show

Premiums: A=\$2; B=\$1.50; C=No premiums

## **Project Requirements:**

1. Exhibitors must train and care for their cat exhibit.
2. Exhibitors shall exhibit no more than two cat/kitten.
3. Cats are required to be brought to the fair in a carrier suitable for their size on judging day. If exhibitor will be at the fairgrounds for judging in other departments or will be setting up other areas it is suggested that you bring a small litter box and a bigger cage with a cover.
4. Required vaccinations for all cats are rabies, FVRCP and feline leukemia. Exhibitor must submit proof of vaccinations on or before July 1 to superintendent at justinboots4h@gmail.com or to fair office, SCCAS, P.O. Box 325, Marysville, MI 48040, or drop a copy off at Fair Office or MSU Extension.
5. All cats must have their nails clipped. (A safety factor for exhibitor and judge).
6. Exhibitor attire should be neat and clean.
7. Noticeably pregnant or nursing cats, and kittens under four months of age are ineligible for show.
8. Female cats in season are eligible for show but should be kept in a carrier away from the showing.
9. Exhibitors must submit a 4x6 photo of themselves and their cat(s) for display in the still exhibit barn.

## **Division 2401 – Cat Showmanship**

**Class 01** - Senior Cat Showmanship 16 yrs. & over

**Class 02** - Intermediate Cat Showmanship 13-15 yrs. old

**Class 03** - Junior Cat Showmanship 11 & 12 yrs. old

**Class 04** - Young Cat Showmanship 8-10 yrs. old

**Class 05** - Clover Sprout Cat Showmanship 5-7 yrs. old

Agility: Exhibitors will lure their cat through a predetermined obstacle course. Exhibitors must provide their own cat toys or treats as incentives. Cats must be in a well fitted harness and leash to participate.

## **Division 2403 – Cat Agility**

**Class 01** - Senior Agility 16 yrs. & over

**Class 02** - Intermediate Agility 13-15 yrs. old

**Class 03** - Junior Agility 11 & 12 yrs. old

**Class 04** - Young Agility 8-10 yrs. old

**Class 05** - Clover Sprout Agility 5-7 yrs. old

## **Division 2402 - Cat Displays**

Exhibitors do not have to own a cat to enter a poster, but you must be present for judging. Interviews will take place during the cat show.

**Class 06** - Cat care/training poster

Criteria for judging: Accurate information, presentation of information is legible, creativity, originality and neatness.

Posters are to be brought to the cat show and exhibitor will interview during that time.

**Class 07** - Cat Breed Research

Exhibitor will research a particular breed of cat and exhibit that knowledge in poster form or in another form of display.



**Class 08** - Cat Emergency procedures for pets.

Exhibitor will research what are simple first aid procedures that can be done for their animal at home and what requires a vet visit. Possible topics also include evacuation procedures for pets, pet first aid kits, etc.

**Class 09** - Cat Scrapbook

Exhibitor will create a scrapbook containing at least 5 pages. Pages must contain labels or notes identifying what is happening in the pictures. Focus may be on any aspect of cat ownership or the exhibitor.

**ALL EXHIBITORS ARE ADVISED TO THOROUGHLY READ THE FAIR RULES AND REGULATIONS, FAIR CODE OF CONDUCT, LIVESTOCK RULES & REGULATIONS AND LIVESTOCK EXHIBITOR CONDUCT.**



# DOGS

## Co-Superintendents:

Alyssa Newberry (810) 300-6823 futurevet@comcast.net  
Julie Modrich (810) 824-6386 ladybug48059@omcast.net

Judging: Saturday before fair @ 8 am

Location: North Side Petting Farm Area

Equipment Cleaning/Repair: Wednesday July 15<sup>th</sup> @ 6 pm

## **Bring cleaning supplies and gloves**

Project Set Up: Thursday before fair @ 6:30 pm

Check In Time: Saturday before fair @ 7:15 am

Check Out Time: End of Show

Premiums: A=\$3; B=\$2; C= No Premiums

## Project Requirements By July 1:

1. Rabies vaccine must be administered by a licensed vet per Michigan Law. Core vaccines (required) are canine parvovirus, distemper, canine hepatitis, and rabies. Highly recommended are Bordetella and canine influenza. Your veterinarian may recommend others. Vaccination protocol is as follows: Puppy shots completed with a booster one year later, and then an update every three years regardless of who gives the vaccinations. Proof of compliance is to provide a copy of veterinarian records that clearly shows both rabies and core vaccination with a due date for next vaccination following the show, a titer test by a veterinarian showing acceptable levels of immunity both current through JULY 31<sup>st</sup> of current year, or a combination of a rabies certificate from a veterinarian showing due date after the show AND owner's vaccination records that includes the label from the vaccine vial along with the date administered. This vaccine will only be deemed valid for one year from the time the vaccines are given. Starting June 1<sup>st</sup>, paperwork may be submitted via email to the superintendent. NO SHOTS, NO SHOWING at the fair. Dogs who have a physical handicap need a statement of fitness from their veterinarian.
2. Completing the Dog Project Record Book is REQUIRED and is Due to the either the Fair Office or 4-H Office by July 1<sup>st</sup>. No interview is required. Project Record Books are required to be in a white 1" white binder.

## Project Requirements:

1. Exhibitors may enter 2 dogs, only one may be shown in the showmanship class.
2. Each dog entered must have its own crate. Highly recommended to bring a pop-up tent for shade.
3. Dog must be 6 months of age or older day of show to participate in all activities except agility.
4. Dog must be 12 months of age day of show or older to participate in agility.
5. Dogs must be on leash except when in crate or the ring.
6. Dogs should be cleaned, groomed, and nails trimmed.
7. Exhibitors sharing a dog must discuss this with the superintendent before the close of entries. Dogs may be shared for all activities except showmanship. Regardless of number of family members involved, no dog may participate in rally, obedience or agility more than twice on show day for a total of 7 events including showmanship.
8. No dogs allowed at the dog show unless entered.
9. No one may set up their chairs and crates under the tent, except the superintendent.
10. No parking by the tent. Cars must be parked in the lot. You may stop by the tent to load and unload but then need to park in the parking lot.
11. Class move ups for Rally, Obedience, and Agility: exhibitors may compete at the same level until three qualifying scores are earned. Scores may be earned from our fair, the 4-H State Dog show, AKC, or another venue. Exhibitor may move up a class level before the 3 qualifying scores are earned if they feel they are ready but may not move back down a class level.
12. Walk through of all courses are offered to all exhibitors in all divisions except showmanship. A walk through consists of the exhibitor walking through the course independently to familiarize themselves with it.
13. No 4-H dog leader or parent is to interfere with the judging process. Adults are NOT to question ring stewards about scores, placements, ring times, etc. These questions are to be asked by exhibitors when appropriate.
14. All grooming, warming up, etc. on the day of fair is to be done by the exhibitor.
15. Any dog which in the opinion of the superintendent is causing a disturbance may be asked to leave the grounds.

**ALL EXHIBITORS ARE ADVISED TO THOROUGHLY READ THE FAIR RULES AND REGULATIONS, FAIR CODE OF CONDUCT, LIVESTOCK RULES & REGULATIONS AND LIVESTOCK EXHIBITOR CONDUCT.**

# DOGS continued

16. If a dog has been excused from a class by the judge for lameness or aggressive behavior it may not be shown in any other class. Aggressive dogs may be asked to leave the grounds.
17. **Dress Code for Exhibitors:** Exhibitor's attire should be neat, clean, and appropriate for the class entered. Skirts and dresses must be an appropriate length. No denim, crocs, sandals, or flip flops.
18. **Dress Code for Dogs:** Head halters, harnesses of any type, bark collars, electronic training collars, prong/pinch collars, flexi-type leashes and chain-link leashes are NOT ALLOWED. Collars should be well fitted and may be flat, buckle, snap, slip, or martingale. Collars for all classes must not have any tags. Agility classes require a buckle collar and a 6-foot leash if on lead. For showmanship leads should be under 48 inches long and an appropriate length for the dog's breed.
19. The use of bait/treats is only allowed in the showmanship ring and prohibited in any other class.
20. Ribbons and trophies will be presented day of show.
21. Failure to be a responsible dog owner at the fair may result in the forfeit of awards. Dog must be well cared for and exhibitors are responsible for cleaning up after their dogs.
22. Completing the Dog Project Record Book is REQUIRED and is due to the either the Fair Office or 4-H Office by July 1<sup>st</sup>. No interview is required. Project Record Books are required to be in a white 1" white binder.

Class descriptions and score cards will be available on the fair website.

## Awards for Agility, Obedience, and Rally

Awards for Agility, Obedience, and Rally will be 1<sup>st</sup>-10<sup>th</sup> place ribbons and 1<sup>st</sup> place trophies regardless of qualifying scores. Grand and Reserve Champion will be awarded from the two highest scores in all regular classes in each activity. Ties will be resolved using the score from Heel on Leash and Figure 8 exercises for Obedience and fastest time for Rally and Agility.

## High Point Award

1. A High Point Award will be awarded to the highest achieving exhibitor in the dog project. Classes that count toward the award are Showmanship, Rally, Obedience, Agility, Project Record Book, and all of the dog still exhibit classes. Exhibitor must participate in at least one of the following classes to be eligible for the award: Showmanship, Obedience, Rally, or Agility.

## High Point Award Continued:

If an exhibitor is showing two dogs in Rally, Obedience, or Agility the highest score earned in each class is the one that will be counted. Award will automatically be calculated. No form or application needs to be filled out. High Point Award will be presented at the Awards Ceremony Saturday of the fair at 1:30 in the Show Arena.

## Jump Heights (Agility, Obedience, and Rally)

Dogs 11 inches and under at the withers- 4"

Dogs 12-17 inches at withers- 8"

Over 17 inches- 12"

## Division 2310 - Dog Project Record Book

**Class 100** - Dog Record Book Novice, 8-11 years old

**Class 101** - Dog Record Book Intermediate, 12-15 yrs. old

**Class 102** - Dog Record Book Advanced, 16-19 years old

**Class 103** - Dog Record Book Clover Sprouts- 5-7 yrs. old

## Division 2301 - Dog Showmanship

**Class 08** - Dog Showmanship- 8-9 years old

**Class 10** - Dog Showmanship- 10-11 years old

**Class 12** - Dog Showmanship- 12-13 years old

**Class 14** - Dog Showmanship- 14-15 years old

**Class 16** - Dog Showmanship- 16-19 years old

**Class 06** - Dog Showmanship- Clover Sprouts 5-7 yrs. old

After the Grand Champion showman is determined by the judge, the second place showman from the age group of the Grand Champion's class will be brought back into the ring to compete for the Reserve Champion award.

## Division 2302 - Dog Obedience

A 6-foot leash is required for all obedience classes done on leash. A score of 170 or more is a qualifying score. Exhibitors may compete in the same obedience class until three qualifying scores are earned. Scores may be earned from our fair, the 4-H State Dog show, AKC, or another venue. Exhibitor may move up a class level before the 3 qualifying scores are earned if they feel they are ready, but may not move back down a class level. Descriptions of classes and scoresheets are available on the fair website.

**Class 20** - Dog Obedience Pre-Novice

**Class 21** - Dog Obedience Beginner Novice

**Class 22** - Dog Obedience Novice

**Class 23** - Dog Graduate Novice

**Class 24** - Dog Obedience Advanced Graduate Novice

**Class 25** - Dog Obedience Open

**Class 26** - Dog Obedience Pre-Utility

**Class 27** - Dog Obedience Utility

**Class 28** - Dog Obedience Clover Sprouts, 5-7 yrs. old

# DOGS continued

## **Division 2304 - Dog Rally**

A score of 70 or more is a qualifying score. Exhibitors may compete in the same rally class until three qualifying scores are earned. Scores may be earned from our fair, the 4-H State Dog show, AKC, or another venue. Exhibitor may move up a class level before the 3 qualifying scores are earned if they feel they are ready, but may not move back down a class level. Descriptions of classes and scoresheets are available on the fair website.

**Class 61** - Dog Rally Novice

**Class 62** - Dog Rally Intermediate

**Class 63** - Dog Rally Advanced

**Class 64** - Dog Rally Excellent

**Class 65** - Dog Rally Master

**Class 60** - Dog Rally Clover Sprouts, 5-7 years old

## **Division 2303 - Dog Agility**

A buckle collar with no tags is required. If on lead, leash must be 6-foot long. Dog and exhibitor must have practiced on the equipment included in their class. Dog's height at withers must be included in online entry. A score of 85 or more is a qualifying score. Exhibitors may compete in the same agility class until three qualifying scores are earned. Scores may be earned from our fair, the 4-H State Dog show, AKC, or another venue. Exhibitor may move up a class level before the 3 qualifying scores are earned if they feel they are ready, but may not move back down a class level. Descriptions of classes and scoresheets are available on the fair website.

**Class 40** - Beginner Dog Agility - May be done on or off leash. Exhibitors may jump over jumps with dog if on leash only. Obstacles include upright jumps, tunnels, and the pause table.

**Class 41** - Novice Dog Agility - May be done on or off leash. Exhibitors may jump over jumps with dog if on leash only. Obstacles include upright jumps, tunnels, pause table, dog walk, tire jump, A-frame, and broad jump.

**Class 42** - Intermediate Dog Agility - Performed off leash; exhibitors may not jump over jumps with dog. Obstacles include upright jumps, tunnels, pause table, dog walk, tire jump, A-frame, broad jump, and 6 weave poles.

**Class 43** - Advanced Dog Agility - Performed off leash; exhibitors may not jump over jumps with dog. Obstacles include upright jumps, tunnels, pause table, dog walk, tire jump, A-frame, broad jump, 12 weave poles, and the teeter

**Class 44** - Clover Sprout Dog Agility, ages 5-7 yrs. old - Performed on leash and exhibitor may jump over jumps with dog. Course will consist of judge's choice of upright jumps, tunnels, and pause table.

All projects in the following divisions are to be brought day of show. Interviews are required.

## **Division 2306 - Dog Education**

Suggestions for project topics: dog public education, dog training, nutrition, dog science, grooming, dog breeds, dog health, behavior, developing a breeding program, etc.

**Class 90** - Dog Poster or Display Individual, Novice 8-11 yrs. old

**Class 91** - Dog Poster or Display Individual, Intermediate, 12-15 years old

**Class 92** - Dog Poster or Display Individual, Advanced 16-19 years old

**Class 93** - Dog Poster or Display-Group Exhibit

**Class 94** - Dog Research Book

## **Division 2308 - Video Presentation**

Suggestions: Commercials for dog products/services or a commercial to promote youth joining the 4-H dog project; how train your dog for an obedience exercise, rally sign, or agility work; teaching your dog a trick, grooming, etc. May use TikTok to create videos.

**Class 84** - Dog Video Presentation Individual, Novice 8-11 years old

**Class 87** - Dog Video Presentation Individual, Intermediate 12-15 years old

**Class 86** - Dog Video Presentation Individual, Advanced 16-19 years old

**Class 85** - Dog Video Presentation, Group

## **Division 2311 - Dog Photography**

**Class 104** - Dogs at Work or Play Individual, Novice 8-11 years old

**Class 105** - Dogs at Work or Play Individual, Intermediate 12-15 years old

**Class 106** - Dogs at work or Play Individual, Advanced 16-19 years old

**Class 107** - Dog Portraits Individual, Novice 8-11 years old

**Class 108** - Dog Portraits Individual, Intermediate 12-15 years old

**Class 109** - Dog Portraits Individual, Advanced 16-19 years old

# DOGS continued

## **Division 2309 - Dog Games**

Get creative in designing a board game or card game on any aspect of dogs. May do a “doggy” twist on classic games and may use and redecorate old game boards, playing pieces, cards, etc. Must include rules of play and/or instructions.

**Class 110** - Dog Board Game or Card Game Individual, Novice 8-11 years old

**Class 111** - Dog Board Game or Card Game Individual, Intermediate 12-15 years old

**Class 112** - Dog Board Game or Card Game Individual, Advanced 16-19 years old

**Class 113** - Dog Board Game or Card Game, Group

## **Division 2305 - Dog Story**

Write a children’s book starring your own dog! Pictures may be illustrated by hand, graphic design, or photos of your dog. May use a dollar store journal, notebook, folded and stapled paper, etc. to create the book.

**Class 80** - Children’s Dog Book Individual, Novice 8-11 years old

**Class 81** - Children’s Dog Book Individual, Intermediate 12-15 years old

**Class 82** - Children’s Dog Book Individual, Advanced 16-19 years old

## **Division 2307 - First Aid Kit**

Talk with your vet, check out your supplies at home, find a container that is marked First Aid or label it yourself and fill it with the supplies your vet or online resources recommend. May include reference books on dogs/pet first aid.

**Class 115** - Dog First Aid Kit Individual, Novice 8-11 years old

**Class 116** - Dog First Aid Kit Individual, Intermediate 12-15 years old

**Class 117** - Dog First Aid Kit Individual, Advanced 16-19 years old

Project classes will be placed 1-5 and Grand & Reserve Champion Rosettes will be awarded; Divisions may be combined if necessary.



## Entry Deadline July 1

# HORSES

## Light Horse Superintendents:

Connie Murray (810) 705-4401

Duke Fields (810) 956-5115

Cheryl Thume (810) 650-9485

## Mini Horse Superintendent:

Olivia Prusik (810) 841-6464

## Judging Time: See Horse Judging Schedule

Project Set Up: Friday @ 6 p.m.

Check in Time: Sunday 4-8 p.m.

Check Out Time: Sunday 6-11 a.m.

Judging Location: Horse Ring A & B

Premiums: A=\$6; B=\$4; C=No premiums.

Premiums Project Record Books: A=\$2; B=\$1.25; C= None.

Exhibitors in the Horse & Pony Project Area may show both a light and a miniature horse.

## HORSE PROJECT GROUND RULES

1. Leaders and parents are responsible for their members obeying these rules.
2. Authority of the Fair Superintendents is to be respected at all times.
3. Stall cards with member's name, emergency contact number, and club must be visible on the stall on the project animal.
4. No riding or sitting on horses in or around the barns. NOTE: Members may ride in show/practice ring, or other designated areas assigned by superintendents and the Fair Board only.
5. Boots must be worn for stable work. No bare feet in the barns. All riders MUST wear boots. Barefoot, sandals, tennis shoes, etc. are not permissible while riding, handling or caring for your horse(s).
6. Aisle ways must be kept clear at all times.
7. Please watch for fire hazards. NO SMOKING ON THE FAIRGROUNDS! This is a park rule.
8. Animals are to be bathed in the designated wash area only.
9. NO riding of horses up or down hill. This is a park rule.
10. Members are to lead their horses to and from rings by the proper routes. Stay within fenced areas.
11. No animal is to be taken into parking, camping or spectator areas at any time. The exception is for those who are showing out of trailers, but they must follow the proper routes to and from show and practice rings.
12. One rider on a horse. NO DOUBLE RIDING.
13. Use courtesy in the practice ring. Travel in the direction which personnel designate, or direction majority are traveling. Faster moving animals keep to the inside; those at slower speeds keep to the rail. Ring personnel will be obeyed, or you will not be allowed in the practice ring. Keep the gate closed.
14. When you have finished exercising your horse, leave the ring and dismount. If you must adjust your tack, do it outside the ring. NOTE: Your horse must be properly tacked in the practice ring. No riding in halters. It's mandatory that all participants wear protective helmets in the practice ring.
15. Absolutely NO rough riding or racing is permitted.
16. There will be designated times for practicing bareback. During these designated times, only bareback riding will be allowed in the designated practice ring. **NO BAREBACK RIDING IS TO EVER TAKE PLACE IN THE SOUTH PRACTICE RING NEAR THE RIVERSIDE PAVILION.**
17. Members must enter classes with proper attire and tack per discipline. Check your state rule book for further details.
18. There will be no grooming or hoof blackening on the blacktop, or on the hill in front of the barns. Grooming may only be done on the grass between, or in back of the barns.
19. No lunging of horses other than in designated areas. No lunging in Ring 1 at any time or the meadow behind the Quonset Hut at any time. No free lunging is allowed. All lunging horses must have an attached lunge line.
20. ALL PARTICIPANTS IN HUNTER (BOTH OVER FENCES AND ON THE FLAT) DRESSAGE, BAREBACK, SADDLE SEAT AND GYMKHANA CLASSES ARE REQUIRED TO WEAR PROPERLY FITTING PROTECTIVE RIDING HELMETS, WITH THE GUARD SECURED. THE HELMETS MUST MEET THE SPECIFICATIONS OF THE AMERICAN SOCIETY FOR TESTING AND MATERIALS (ASTM) MUST BE MANUFACTURED AND DISTRIBUTED BY A PARTICIPANT IN THE CERTIFICATION PROGRAM OF THE SAFETY EQUIPMENT INSTITUTE AND MUST BEAR THE SEIT CERTIFICATION LABEL.
21. Application for early release must be on file with the Fair Board per their deadline. Emergency releases must be cleared by the superintendent(s).
22. No coffee makers/pots, microwaves, crock pots or electric kitchen appliances are to be plugged in or maintained in any barns or area surrounding barns.

# HORSES continued

First rule infraction will result in verbal warning.

Second infraction of same rule, you are done showing for the day.

Third infraction of same rule, you are done showing for the week. Your project animal will remain on the grounds for the remainder of fair and you are responsible for its care.

## **GENERAL REQUIREMENTS & RULES**

1. It is required that all exhibitors are enrolled in 4-H with a club in St. Clair County. All participants wanting to show in the horse project during fair must be in a registered St. Clair County 4-H club by May 1 of the current year. No exceptions!
2. If a situation arises that is not specifically covered by these rules, you should refer to the state guidelines, "The Horse and Pony Project Show Rules & Regulations Book" as well as the "Michigan 4-H Miniature Horse Show Guidelines" issued through Michigan State University, and available at the County Extension Office or on the following website:  
[http://msue.anr.msu.edu/uploads/234/40261/State\\_Rules/pdf](http://msue.anr.msu.edu/uploads/234/40261/State_Rules/pdf)
3. Located in this book is a list of Rules & Regulations for Exhibitors. This information should be read, in addition to the Horse & Pony Rules & Regulations, as well as the Michigan 4-H Miniature Horse Show Guidelines.
4. The Fair Superintendent(s) will handle any rule not printed in the Fair or State Rule books. IT SHOULD BE UNDERSTOOD THAT ALL HORSE SUPERINTENDENTS HAVE THE AUTHORITY TO PULL ANY HORSE/RIDER FROM ANY RING AT ANY TIME FOR EXHIBITING UNSAFE CONDITIONS, OR UNSPORTSMAN LIKE CONDUCT! SAFETY RULES MUST BE FOLLOWED AT ALL TIMES.
5. Rules & Regulations listed in the Fair Book by Fair Board shall apply, in addition to these rules & guidelines.
6. Failure to comply with any of the rules, requirements, registration requirements or deadlines and/or failure to provide stall duties and project sponsor money may result in the ineligibility from any or all of the following: championship classes and premiums.
7. Every club must have an adult representative at the fair at all times. A senior exhibitor is NOT considered an adult representative. A parent, guardian or leader must supervise practice riding. Bareback practice is limited to the day of showing that class at the designated times, in designated ring.
8. Overt coaching will be penalized.
9. **Stalls:**
  - a. The Horse Superintendents must approve all stall changes.
  - b. Each stall may have one fan. No other electrical appliances of any kind are to be placed in stalls.
  - c. No hay bags are to be left in stalls overnight.
  - d. No haul-in animals allowed in barns.
  - e. Only exhibitor registered to a project animal is allowed to ride that project animal. (NO ADULTS, TRAINERS, OTHER PARTICIPANTS OR SPECTATORS) In the event of an emergency situation parents or trainers may ride project animal after clearing it with a horse superintendent.
10. No night riding is allowed. No riding in rings after 9 p.m.
11. Protective Headgear: The helmets must meet the specifications of the American Society for Testing and Materials (ASTM), must be manufactured and distributed by a participant in the certificate program of the Safety Equipment Institute and must bear the SEI certification (SEI F1163 or above). Show official reserve the right to spot check at any time to verify compliance with helmet rule. If the helmet comes off the head while in a class it is an automatic disqualification. All participants in all hunter (over fences, on the flat and bareback), dressage, bareback, saddle seat and gymkhana classes are required to wear properly secured protective riding helmets whenever they are mounted. The exhibitor (or his or her parent or legal guardian if the exhibitor is a minor), not the local show officials or judge, is solely responsible for complying with the headgear rule.
12. Back Numbers: Exhibitors must display a visible number(s) in all classes. Any exhibitor failing to display a number(s) or displaying the wrong number(s) is disqualified.
13. The project animal's age is determined as of January 1 of the current year.
14. Project animals may be shown by siblings, limit two siblings per project animal. They may show in the same division, but NOT in the same class. Two Non-Sibling members can share a horse. Members sharing horse, limit of two members sharing, must be in opposing Jr. & Sr. age group and cannot show in the same classes.
15. No exhibitor may show in the same animal project in multiple counties.
16. Horses in all classes must be serviceably sound, or they will be excused from the ring at the judge's discretion.

# HORSES continued

17. Exhibitor should own or have under continual care, as much as possible, their project animal. Feed and care should start no later than May 1<sup>st</sup> and continue through fair.
18. All horses must have a negative Coggins test to participate in Fair. The original Coggins must be shown at check in and a copy must be submitted to have on file. Test must have occurred at least one year from haul-out date of fair.
19. The following is a deadline schedule for turning in required forms, documentations, etc.:

**May 1** – Project animal must be registered by this date, by turning in a Fair Horse Photo ID form along with a copy of said animal’s current negative Coggins. It must be submitted with an identifying photo of the project animal. All photos must be clear, bright enough, and show all distinctive markings. There should be no tack or rider in the photo; except for the halter and lead. No other photos will be accepted. Failure to register project animal by these guidelines will disqualify exhibitor from exhibiting.

**July 1** – Deadline for exhibitors to sign up for fair. All entries must be done online at [www.stclaircounty4hfair.org](http://www.stclaircounty4hfair.org)

No late entries accepted after July 1. All horse classes to be competed must be listed in the online entry, including project record book. The online entry will be the final authority on class sign up for exhibitor’s judging, awards and premiums.

**July Leaders’ Meeting** – Project animals can be changed up to Horse Leaders’ Meeting in July with a vet certificate/letter and/or written letter from leader stating safety concerns or unsound issue. Horse Superintendents and/or Fair Board must approve these changes. **No classes can be changed or added after July 1 sign up, unless approved by horse superintendents and reflect changes in project animal or safety concerns.** Any exhibitor changing their project animal after May 1<sup>st</sup> is not eligible for championship classes or high-point awards.

**Check-in** – Horses may be checked in between 4 p.m. and 8 p.m. on Sunday before Fair. Horses must be unloaded in the parking lot, off the pavement, stop at picnic table under trees for inspection, then lead across the crosswalk, lead behind the red barn, and then up the hill to assigned barn. Original negative Coggins and helmets must be presented for inspection at this time. The exhibitor **MUST** be wearing boots at time of check in.

Once your helmet is inspected, the ID you will be given must be attached at all times to designate that your helmet has been inspected. Minis will be measured and tagged at designated time (promptly after check in has closed), in front of the Quonset Hut. Gymkhana only haul-ins: Check in on Wednesday from 10 a.m. to 12 p.m. **ONLY** in designated area. Horses must be checked out Sunday after Fair starting at 6 a.m. and no later than 11 a.m. A barn manager must check each exhibitor’s stall before horses are removed from grounds. Exceptions will be made only in an extreme emergency. Anyone leaving early without written permission from Fair Board and/or horse superintendent may not be eligible for premiums the current year or stalls the following year and may be subject to any further discipline as the Fair Board deems appropriate.

## AWARDS

1. Ten place ribbons will be awarded in each class.
2. Each animal in each class will be rated A, B or C.
3. Following is the chart of how points will be assigned for placing. These points apply to all participants, for all high points.

Grand Champion	10 points					
Reserve Champion	9 points					
Placing	1 <sup>st</sup>	2 <sup>nd</sup>	3 <sup>rd</sup>	4 <sup>th</sup>	5 <sup>th</sup>	6 <sup>th</sup>
# in class 6 or more	6	5	4	3	2	1
5 entries	5	4	3	2	1	
4 entries	4	3	2	1		
3 entries	3	2	1			
2 entries	2	1				
1 entry	1					

### 4. **The judge’s decision is final.**

#### 5. Championship classes:

- a. Walk/Trot exhibitors are excluded.
- b. Only eligible 1<sup>st</sup> & 2<sup>nd</sup> place exhibitors from “age group” classes are eligible.
- c. It is at the discretion of the judge whether there will be a ride off or not. Riders should expect to perform any tests listed in the current rule book, at the judge’s discretion. **NOTE – If an exhibitor 9-12 years old qualifies for a championship class, and is riding bareback, where loping or cantering is required, it is parent’s/leader’s discretion whether the exhibitor is able to enter and ride the class and remain safe.**
- d. Champions for gymkhana classes will be decided by the fastest times for each division.
- e. Championships for trail, e/w riding, reining, ranch riding, dressage, hunter over fences and equitation over fences will be determined by individual high points according to judge’s scorecards.

# HORSES continued

**Traveling Trophies** – All overall & High-Point trophies and the Sportsmanship Trophy are considered designated as 4-H “Traveling Trophies”. These trophies are presented at the presentation parade on the final day of competition. They must be returned prior to the presentation parade of the next year’s fair. Each trophy winner will receive a recognition award.

## **Overall Fitting & Showing and Equitation**

1. Walk/Trot/Novice exhibitors are excluded.
2. There is an overall championship class for the Fitting & Showing division, and the Equitation division. All Junior & Senior Grand Champion winners (no reserves) in these divisions will be eligible to participate in these classes. These points are not included in the high-point youth.
3. The grand and reserve champions from Overall Showmanship are required to participate in Sweepstakes Showmanship on Saturday of fair. If the rider cannot/or will not participate in Sweepstakes Showmanship on Saturday, they will not be allowed to enter the Overall Showmanship class.

**High-Point Trophies:** All high-point trophies are awarded to the individual accumulating the most points in that division, excluding horse project record books, according to the following lists of classes.

1. Jr. & Sr. High-Point English: Fitting & Showing; Dressage; English Equitation; English Pleasure; Hunter Hack; Equitation over Fences; Hunter Over Fences; Trail; Bareback; English/Western Riding.
2. Jr. & Sr. High-Point Gymkhana: Down & Back; Pole Bending, Cloverleaf; Speed & Action; Keyhole; Indiana Flag Race.
3. Jr. & Sr. High-Point Western: Fitting & Showing; Western Pleasure; Western Horsemanship; Trail; Bareback; Reining, Ranch Riding, Ranch Pleasure; English/Western Riding, Western Dressage (Class 403 Western Dressage Basic Level Test 1 will count for points for the High-Point Western trophy.)
4. Jr. & Sr. High-Point Walk/Trot: (Classes specified as Walk/Trot) Walk/Trot Fitting & Showing; Walk/Trot English Equitation; Walk/Trot English Pleasure; Walk/Trot Western Horsemanship; Walk/Trot Western Pleasure; Walk/Trot Bareback (English or Western); Walk/Trot Trail; Walk/Trot English Dressage or Western Dressage (only one, they cannot ride both disciplines, will count towards High-Point Walk/Trot trophy).

5. High-Point Novice: (Classes specified as Novice) Notice Fitting & Showing; Novice Western Pleasure; Novice Western Horsemanship; Novice English Pleasure, Novice English Equitation; Novice Bareback; Novice Trail; Novice Dressage.
6. Jr. & Sr. High-Point Miniature Horse: Mini Showmanship; Mini Halter, Mini Pleasure Driving; Mini Obstacle Driving; Mini Ground Obstacle Driving; Mini In-Hand Trail; Mini Hunter; Mini In-Hand Jumping; Mini Versatility; Mini In-Hand Cloverleaf; Mini In-Hand Pole Bending; Mini In-Hand Down & Back; Mini In-Hand Bowtie, Mini Liberty.
7. Jr. & Sr. High-Point Youth: This is awarded to the exhibitor accumulating the most points throughout the fair. This High-Point includes all youth, all seats, horse or pony.
8. High-Point Horseless Horse: This is awarded to the Horseless Horse exhibitor accumulating the most points throughout the fair. This High-Point includes the Horseless Horse Project Record Book and Monday’s Horseless Horse classes.
9. In the event that 2 or more exhibitors accumulate the same total of points a tie breaker will be performed. The tie breaker will consist of an interview and series of questions with a Fair Board Director, 4-H Council Member or MSUE employee of the Horse Superintendent’s choice.

**Sportsmanship Award:** Voted on by exhibitors during fair week.

## **CLASS SIGN UP GUIDELINES**

1. Exhibitors can select only ONE class in each division. (Example: All Fitting & Showing is under one Division). Please refer to the guidelines below for further explanations. The division numbers are shown in the Horse Class Schedule.
2. Walk/Trot/Novice riders can only enter classes designated “Walk/Trot”.
3. Classes will not be held for any exhibitor who has not previously requested a tack change. There is a 3-minute allowance from the time the first horse enters the ring until the class is closed. For gymkhana classes, no class will be stopped or held open. If you are not there and ready to ride you will be disqualified.

Additional information regarding class sign-up for Light Horses:

# HORSES continued

4. **SHOWMANSHIP**- Riders may enter into two showmanship classes, one English and one western, but only one will count towards points. The rider must designate which one they want to count for points..

5. **DRESSAGE:**

- a. Introduction to dressage is a class for beginning “age group” riders.
- b. No “age group” rider should enter Walk/Trot or Novice Dressage.

6. **ENGLISH/WESTERN RIDING:**

- a. Reference your 4-H Horse & Pony Project Show Rules & Regulations for Green & Advanced Rules/Guidelines.

7. **HUNTER HACK & OVER FENCES:**

- a. All horses competing will be lined up at one side of the arena for instructions prior to start of class. Individual jump patterns to be completed before flat phase.
- b. Baby Green Hunter Hack and Cross poles are classes designated for beginning jumpers.
- c. Exhibitors showing in any baby green jumping classes cannot show in regular classes.

8. **GYMKHANA:**

- a. Gymkhana classes are classified as “age group” classes.
- b. All Walk/Trot and Novice exhibitors are excluded.

9. **RANCH RIDING:**

- a. Reference your 4-H Horse & Pony Project Show Rules & Regulations for Rules/Guidelines.
- b. Each horse and rider will work a designated pattern individually. Ranch riding patterns are available in the “Ranchmanship” section of the 2022-2023 America Ranch Horse Association Rule Book ([https://www.americanranchhorse.net/forms.asp\\_pp.61-65](https://www.americanranchhorse.net/forms.asp_pp.61-65)) and in the “Ranch Riding” section of the AQHA website <https://aqha.com/forms-and-resources>. Sitting the regular trot and lope is recommended, though standing in the stirrups or posting the extended trot and standing in the stirrups at the ended lope are acceptable. Touching or holding the saddle horn is acceptable. The use of natural logs in any pattern is encouraged.

10. **RANCH PLEASURE:**

- a. Reference your 4-H Horse & Pony Project Show Rules & Regulations for Rules/Guidelines.
- b. Horses must work both ways of the ring at all three gaits to demonstrate their ability on both leads. At the judge’s option, horses may be asked to extend the walk, trot, and lope one or both ways of the ring.
- c. The extended trot is an obvious two-beat lengthening of the stride, with a definite increase in pace.

d. Cadence, balance and smoothness are more essential than speed. Passing is permissible and should not be penalized if the horse maintains a proper and even cadence and rhythm. Horses are required to back easily and stand quietly.

e. Horses are to be reversed to the inside (away from the rail). They may be required to reverse at the walk or trot at the discretion of the judge but will not be asked to reverse at the lope.

f. Riders will not be required to dismount unless the judge wishes to check equipment.

g. Horses are to be shown at a walk, trot, and lope on a reasonably loose rein or with light contact without undue restraint.

11. **BAREBACK EQUITATION:**

a. Riders may enter TWO bareback class, one Western and one English, but only one will count towards points. The rider must designate which one will count towards points.

b. Ages 12 & under, all novice, and all Walk/Trot classes will walk & jog/trot. Only “age group” riders 13 & over will be required to lope or canter.

c. Helmet required for all classes and in practice ring.

12. **WALK/TROT CLASSES**

a. Open to any age rider with horse who is unable to lope/canter in a class situation.

b. The same guidelines apply to all Walk/Trot classes that apply to regular classes, except that, at no time shall a Walk/Trot rider canter or lope. Doing so could mean a disqualification from that class.

c. Any Walk/Trot class will be split if there are more than 15 entries. Any Walk/Trot class can be split, or combined, by the fair superintendent. Splits will be done by ages only.

d. If a rider chooses to enter ANY Walk/Trot class, that rider is no longer eligible, and CANNOT enter any class that requires three gaits. They MUST enter ONLY classes designated Walk/Trot and are not eligible for championships.

e. Once an exhibitor wins the High Point Walk/Trot trophy, they are no longer eligible to win it again.

13. **HORSELESS HORSE CLASSES**

a. 4-H members ages 8-19 may participate in the Horseless Horse project.

b. The Horseless Horse Book (Class 133) and The Horseless Horse Project Record Book are BOTH required (Class 900). If both books are not completed and on the exhibitor’s online entry they will not be eligible for championships.

c. A mentor and use of the mentor’s project animal is required for Class 130.

# HORSES continued

- d. A horse I.D. must be submitted at the May 1<sup>st</sup> turn in meeting at Goodells Community Center.
- e. The mentor is required to be present in ring during class.
- f. All Horseless Horse classes will take place on Monday, after the Overall Fitting and Showing class.
- g. Horseless Horse book interview time and location will be announced during fair set up and Monday during fair.

## **15, CLOVER SPROUT LEADLINE - MINI HORSE/LIGHT HORSE**

- a. A horse I.D. must be submitted at the May 1<sup>st</sup> paperwork deadline meeting for both miniature horse and light horse, if the member is doing both.
- b. The mentor/parent is required to be present in ring during the class.
- c. For the Clover Sprout Showmanship class a mentor is acceptable.
- d. For the Clover Sprout Leadline: A parent is required to be in the ring with the member.
- e. Age for these classes are 5-7 yrs. old on Jan. 1 of the current Fair year.
- f. Rider is allowed to trailer in their own horse for these classes with the appropriate horse ID and current Coggins.

## **16. MINIATURE HORSE CLASSES**

- a. The current maximum height for minis is 38 inches. Minis are required to be a minimum age of 3 to show in Driving and Hunter classes.
- b. Aside from the classes mentioned in the Michigan 4-H Miniature Horse Show Guidelines incorporated by Miniature Horse Show Guidelines, AMHR Rules apply also. For Reference: miniature horse classes. The rule books can be found on the St. Clair County 4-H Horse Leaders' website. [www.scc4hhorseleaders.org/assets/files/Doc\\_4-H\\_Miniature\\_Horse\\_Rules.pdf](http://www.scc4hhorseleaders.org/assets/files/Doc_4-H_Miniature_Horse_Rules.pdf)

ALL EXHIBITORS ARE ADVISED TO THOROUGHLY READ THE FAIR RULES AND REGULATIONS, FAIR CODE OF CONDUCT, LIVESTOCK RULES & REGULATIONS AND LIVESTOCK EXHIBITOR CONDUCT.

CLASSES ARE ON THE FOLLOWING PAGES - ARRANGED BY DAY THAT THEY ARE SHOWN AND ARE SUBJECT TO CHANGE AS NEEDED.

## **AT LEAST 1 OF THESE 3 PROJECTS ARE REQUIRED TO SHOW A HORSE AT ST. CLAIR COUNTY 4-H & YOUTH FAIR**

### **Requirements:**

1. Books available online or at MSU Extension.
2. Books must be completed per guidelines and turned in at the May 1 deadline.
3. Books will be judged using score sheet.
4. Placing will be given to top 10 scores in each class.
5. No interview required.

### **Division 1023 - Horse Project Record Book (Option #1)**

- Class 900** - Horse Project Record Book, 8 yrs. old
- Class 901** - Horse Project Record Book, 9 yrs. old
- Class 902** - Horse Project Record Book, 10 yrs. old
- Class 903** - Horse Project Record Book, 11 yrs. old
- Class 904** - Horse Project Record Book, 12 yrs. old
- Class 905** - Horse Project Record Book, 13 yrs. old
- Class 906** - Horse Project Record Book, 14 yrs. old
- Class 907** - Horse Project Record Book, 15 yrs. old
- Class 908** - Horse Project Record Book, 16 yrs. old
- Class 909** - Horse Project Record Book, 17 yrs. old
- Class 910** - Horse Project Record Book, 18 yrs. old
- Class 911** - Horse Project Record Book, 19 yrs. old
- Class 913** - Horse Project Record Book, Clover Sprouts 5-7 yrs. old

### **Requirements:**

1. Present a horse science poster at 4-H Winter Achievement.
2. No size requirement.

### **Division 1023 - Winter Achievement Poster (Option#2)**

- Class 914** - Winter Achievement Poster

### **Requirements:**

1. Attend at least 5 of the 7 required meetings.
2. Attend 1 competition.

### **Division 1023 - Hippology/Horse Judging (Option #3)**

- Class 915** - Horse Judging/Hippology Project

# MINIATURE HORSE JUDGING

**Monday, July 20, 2026**

**Judging begins at 10:00 a.m.**

**Class Schedule is Subject to Change**

## **Division 1002 - Miniature Horses**

**Class 500** - Fitting & Showing, 13 yrs. & over

**Class 501** - Fitting & Showing, 12 yrs. & under

**Class 502** - Grand & Reserve Fitting & Showing\*

**Class 503** - Fitting & Showing, Clover Sprouts  
Mentor may enter with exhibitor

**Class 504** - Halter, 13 yrs. & over

**Class 505** - Halter, 12 yrs. & under

**Class 506** - Grand & Reserve Halter

**Class 507** - Multi-Color Halter, 13 yrs. & over

**Class 508** - Multi-Color Halter, 12 yrs. & under

**Class 509** - Solid-Color Halter, 13 yrs. & over

**Class 510** - Solid-Color Halter, 12 yrs. & under

**The following Classes will be held in the Miniature Horse Ring (Practice Ring)**

**Class 511** - In-Hand Obstacle, 13 yrs. & over

**Class 512** - In-Hand Obstacle, 12 yrs. & under

**Class 513** - Grand & Reserve In-Hand Obstacle

**\*Grand Champion Exhibitor will go into Class 125, the Overall Fitting & Showing Class**

**Tuesday, July 21, 2026**

**Judging begins at 10:00 a.m.**

**Class Schedule is Subject to Change**

**The following classes will follow the Reining Classes**

## **RING 1**

### **Division 1002 - Miniature Horses**

**Class 514** - Liberty, 13 yrs. & over

**Class 515** - Liberty, 12 yrs. & under

**Class 516** - Grand & Reserve Liberty



# MINIATURE HORSE JUDGING

**Wednesday, July 22, 2026**

**Judging begins at 10:00 a.m.**

**Class Schedule is Subject to Change**

**Classes are not to start before 2:00 p.m.**

## **RING 1**

### **Division 1002 - Miniature Horses**

**Class 517** - In-Hand Bow Tie, 13 yrs. & over

**Class 518** - In-Hand Bow Tie, 12 yrs. & under

**Class 519** - Grand & Reserve In-Hand Bow Tie

**Class 520** - In-Hand Cloverleaf, 13 yrs. & over

**Class 521** - In-Hand Cloverleaf, 12 yrs. & under

**Class 522** - Grand & Reserve Cloverleaf

**Class 523** - In-Hand Down & Back, 13 yrs. & over

**Class 524** - In-Hand Down & Back, 12 yrs. & under

**Class 525** - Grand & Reserve In-Hand Down & Back

### **Division 1002 - Miniature Horses**

**Class 526** - In-Hand Pole Bending, 13 yrs. & over

**Class 527** - In-Hand Pole Bending, 12 yrs. & under

**Class 528** - Grand & Reserve In-Hand Pole Bending

**Thursday, July 23, 2026**

**Judging begins at 10:00 a.m.**

**Class Schedule is Subject to Change**

### **Division 1002 - Miniature Horses**

**Class 529** - In-Hand Jumping, 13 yrs. & over

**Class 530** - In-Hand Jumping, 12 yrs. & under

**Class 531** - Grand & Reserve In-Hand Jumping

**Class 532** - In-Hand Hunter, 13 yrs. & over

**Class 533** - In-Hand Hunter, 12 yrs. & under

**Class 534** - Grand & Reserve In-Hand Hunter

**Class 535** - Ground Driving Obstacle, 13 yrs. & over

**Class 536** - Ground Driving Obstacle, 12 yrs. & under

**Class 537** - Grand & Reserve Ground Driving Obstacle

**Class 538** - Country Pleasure Driving, 13 yrs. & over

**Class 539** - Country Pleasure Driving, 12 yrs. & under

**Class 540** - Grand & Reserve Country Pleasure Driving

**Class 541** - Reinsmanship, 13 yrs. & over

**Class 542** - Reinsmanship, 12 yrs. & under

**Class 543** - Grand & Reserve Reinsmanship

**Class 544** - Obstacle Driving, 13 yrs. & over

**Class 545** - Obstacle Driving, 12 yrs. & under

**Class 546** - Grand & Reserve Reinsmanship

**Class 547** - Versatility, 13 yrs. & over

**Class 548** - Versatility, 12 yrs. & under

**Class 549** - Grand & Reserve Versatility



# HORSE & PONY JUDGING

**Monday, July 20, 2026**  
**Judging begins at 10:00 a.m.**  
**Class Schedule is Subject to Change**

Exhibitors MAY show in more than one Fitting & Showing Class, but only one discipline counts towards points.  
Walk/Trot/Novice can only show in that division  
All Classes will be in Ring 1 unless stated otherwise

Flag Ceremony 9:30 a.m.

## RING 1

### **Division 1001 - Fitting & Showing: English**

- Class 101** - English Fitting & Showing, 17 yrs. & over
- Class 102** - English Fitting & Showing, 15 & 16 yrs. old
- Class 103** - Sr. Grand & Reserve English
- Class 104** - English Fitting & Showing, 11-14 yrs. old
- Class 105** - English Fitting & Showing, 8-10 yrs. old
- Class 106** - Jr. Grand & Reserve English
- Class 107** - Walk/Trot, 14 yrs. & over (any seat)\*
- Class 108** - Walk/Trot, 11-13 yrs. old (any seat)\*
- Class 109** - Walk/Trot, 10 yrs. old & under (any seat)\*
- Class 110** - Novice, 15 yrs. old & over (any seat)\*
- Class 111** - Novice, 14 yrs. old & under (any seat)\*

\*See 4-H Horse & Pony Project  
Show Rules & Regulations for Class  
Rules/Guidelines

### **Division 1001 - Fitting & Showing: Western**

- Class 112** - Western Fitting & Showing, 18 yrs. & over
- Class 113** - Western Fitting & Showing, 17 yrs. old
- Class 114** - Western Fitting & Showing, 16 yrs. old
- Class 115** - Western Fitting & Showing, 15 yrs. old
- Class 116** - Sr. Grand & Reserve Western
- Class 117** - Western Fitting & Showing, 14 yrs. old
- Class 118** - Western Fitting & Showing, 13 yrs. old
- Class 119** - Western Fitting & Showing, 12 yrs. old
- Class 120** - Western Fitting & Showing, 11 yrs. old
- Class 121** - Western Fitting & Showing, 10 yrs. old
- Class 122** - Western Fitting & Showing, 8 & 9 yrs. old
- Class 123** - Jr. Grand & Reserve Western

**Class 124** - Overall Fitting & Showing Grand Champion  
Only the Grand Champions & Reserve Champions from  
Classes 103, 106, 115, 122 & 502(mini) are eligible

Lunch - 60 minutes

### **Division 1001 - Fitting & Showing: Horseless Horse**

- Class 125** - Horseless Horse Fitting/Showing, ages 8-19 yrs. old
- Class 126** - Horseless Horse Pattern Design, ages 8-19 yrs. old
- Class 127** - Horseless Horse Book with interview, ages 8-19 yrs. old

### **Clover Sprout Lead Line - Any Seat**

- Not to start until Fitting & Showing is done
- Class 128** - Clover Sprout Showmanship, ages 5-7 yrs. old
  - Class 129** - Clover Sprout Pleasure Riding (Walk only), ages 5-7 yrs old
  - Class 130** - Clover Sprout Down & Back (Walk only), ages 5-7 yrs. old

### **Division 1006 - Reining**

- Class 131** - Reining, 15 yrs. & over
- Class 132** - Reining, 14 yrs. & under
- Class 133** - Grand & Reserve Champion Reining

# HORSE & PONY JUDGING

Tuesday, July 21, 2026

Judging begins at 10:00 a.m.

Class Schedule is Subject to Change

Western Horsemanship will have patterns  
Walk/Trot/Novice can only show in that division

Flag Ceremony 9:00 a.m. - Ring 1.

## RING 1

To Start at 10:00 a.m.

### Division 1019 - Western Pleasure

- Class 201** - Western Pleasure, 18 yrs. old
- Class 202** - Western Pleasure, 17 yrs. old
- Class 203** - Western Pleasure, 16 yrs. old
- Class 204** - Western Pleasure, 15 yrs. old
- Class 205** - Sr. Grand & Reserve Western Pleasure
- Class 206** - Western Pleasure, 14 yrs. old
- Class 207** - Western Pleasure, 13 yrs. old
- Class 208** - Western Pleasure, 11-12 yrs. old
- Class 209** - Western Pleasure, 8-10 yrs. old
- Class 210** - Jr. Grand & Reserve Western Pleasure
- Class 211** - Western Pleasure Walk/Trot, 14 yrs. & over
- Class 212** - Western Pleasure Walk/Trot, 11-13 yrs. old
- Class 213** - Western Pleasure Walk/Trot, 10 yrs. & under
- Class 214** - Western Pleasure Novice, 15 yrs. & over
- Class 215** - Western Pleasure Novice, 14 yrs. & under
- Class 216** - Horseless Horse Western Pleasure (all ages)  
Walk only

### Division 1003 - Trail

- Class 232** - Trail, 14 yrs. old
- Class 233** - Trail, 13 yrs. old
- Class 234** - Trail, 11 & 12 yrs. old
- Class 235** - Trail, 10 yrs. old
- Class 236** - Trail, 8-9 yrs. old
- Class 237** - Jr. Grand & Reserve Trail
- Class 238** - Walk/Trot, 14 & over
- Class 239** - Walk/Trot, 11-13 yrs. old
- Class 240** - Walk/Trot, 8-10 yrs. old
- Class 241** - Novice (all ages)
- Class 242** - Trail, 18 yrs. old & over
- Class 243** - Trail, 17 yrs. old
- Class 244** - Trail, 16 yrs. old
- Class 245** - Trail, 15 yrs. old
- Class 246** - Sr. Grand & Reserve Trail

Miniature Horse Liberty to Start 30 minutes  
after done in Ring 1

\*See 4-H Horse & Pony Project Show Rules & Regulations for class Rules/Guidelines

## RING 2

To Start at 10:30 a.m.

### Division 1005 - Western Horsemanship

- Class 217** - Western Horsemanship, 18 yrs. & over
- Class 218** - Western Horsemanship, 17 yrs. old
- Class 219** - Western Horsemanship, 16 yrs. old
- Class 220** - Western Horsemanship, 15 yrs. old
- Class 221** - Sr. Grand & Reserve Western Horsemanship
- Class 222** - Western Horsemanship, 14 yrs. old
- Class 223** - Western Horsemanship, 13 yrs. old
- Class 224** - Western Horsemanship, 11-12 yrs. old
- Class 225** - Western Horsemanship, 8-10 yrs. old
- Class 226** - Jr. Grand & Reserve Western Horsemanship
- Class 227** - Walk/Trot, 14 yrs. & over\*
- Class 228** - Walk/Trot, 11-13 yrs. old\*
- Class 229** - Walk/Trot, 10 yrs. & under\*
- Class 230** - Novice, 15 yrs. & over
- Class 231** - Novice, 14 yrs. & under

Exhibitor may ride in up to two bareback classes, but only  
one will count for points. There is no riding bareback at  
any other time.

### Division 1018 - Bareback Equitation

- Class 247** - Western, 18 yrs. & over
- Class 248** - Western, 17 yrs. old
- Class 249** - Western, 16 yrs. old
- Class 250** - Western, 15 yrs. old
- Class 251** - Sr. Grand & Reserve Western Bareback
- Class 252** - Western, 14 yrs. old
- Class 253** - Western, 13 yrs. old
- Class 254** - Western, 11-12 yrs. old
- Class 255** - Western, 8-10 yrs. old
- Class 256** - Jr. Grand & Reserve Western Bareback
- Class 257** - Bareback Walk/Trot, 8-10 yrs. old (any seat)\*
- Class 258** - Bareback Walk/Trot, 11-13 yrs. old (any seat)\*
- Class 259** - Bareback Walk/Trot, 14 yrs. & over (any seat)\*
- Class 260** - Bareback Novice, 15 yrs. & over (any seat)\*
- Class 261** - Bareback Novice, 14 yrs. & under (any seat)\*

Bareback Equitation will not have a pattern

# HORSE & PONY JUDGING

Wednesday, July 22, 2026  
Judging begins at 10:00 a.m.  
Class Schedule is Subject to Change

Miniature Horse Gymkhana not to start until 1:30 p.m. & light horse Gymkhana to start at 3:30 p.m.

Flag Ceremony 9:30 a.m.

## RING 1

To Start at 10:00 a.m.

### Division 1025 - Ranch Pleasure

- Class 301** - Ranch Pleasure, 17 yrs. & over
- Class 302** - Ranch Pleasure, 15-16 yrs. old
- Class 303** - Sr. Grand & Reserve Ranch Pleasure
- Class 304** - Ranch Pleasure, 13-14 yrs. old
- Class 305** - Ranch Pleasure, 12 yrs. & under
- Class 306** - Jr. Grand & Reserve Ranch Pleasure
- Class 307** - Walk/Trot, 14 yrs. & over
- Class 308** - Walk/Trot, 11-13 yrs. old
- Class 309** - Walk/Trot, 10 yrs. & under
- Class 310** - Novice, 15 yrs. & over
- Class 311** - Novice, 14 yrs. & under

## RING 2

To Start at 10:30 a.m.

Ranch Riding will have a pattern

### Division 1024 - Ranch Riding

- Class 312** - Ranch Riding, 15 yrs. & over
- Class 313** - Ranch Riding, 14 yrs. & under
- Class 314** - Grand & Reserve Ranch Riding
- Class 315** - Walk/Trot, 14 yrs. & over
- Class 316** - Walk/Trot, 11-14 yrs. old
- Class 317** - Walk/Trot, 10 yrs. & under
- Class 318** - Novice, 15 yrs. & over
- Class 319** - Novice, 14 yrs. & under

## RING 2

### Division 1012 - Pole Bending

- Class 320** - Pole Bending, 12 yrs. & under
- Class 321** - Pole Bending, 13-14 yrs. old
- Class 322** - Jr. Grand & Reserve Pole Bending
- Class 323** - Pole Bending, 15-16 yrs. old
- Class 324** - Pole Bending, 17 yrs. & over
- Class 325** - Sr. Grand & Reserve Pole Bending

### Division 1015 - Speed & Action

- Class 326** - Speed & Action, 12 yrs. & under
- Class 327** - Speed & Action, 13-14 yrs. old
- Class 328** - Jr. Grand & Reserve Speed & Action
- Class 329** - Speed & Action, 15-16 yrs. old
- Class 330** - Speed & Action, 17 yrs. & over
- Class 331** - Sr. Grand & Reserve Speed & Action

### Division 1013 - Indiana Flag Race

- Class 332** - Indiana Flag Race, 12 yrs. & under
- Class 333** - Indiana Flag Race, 13-14 yrs. old
- Class 334** - Jr. Grand & Reserve Indiana Flag Race
- Class 335** - Indiana Flag Race, 15-16 yrs. old
- Class 336** - Indiana Flag Race, 17 yrs. & over
- Class 337** - Sr. Grand & Reserve Indiana Flag Race

### Division 1014 - Cloverleaf

- Class 338** - Cloverleaf, 12 yrs. & under
- Class 339** - Cloverleaf, 13-14 yrs. old
- Class 340** - Jr. Grand & Reserve Cloverleaf
- Class 341** - Cloverleaf, 15-16 yrs. old
- Class 342** - Cloverleaf, 17 yrs. & over
- Class 343** - Sr. Grand & Reserve Cloverleaf

### Division 1011 - Down & Back

- Class 344** - Down & Back, 12 yrs. & under
- Class 345** - Down & Back, 13-14 yrs. old
- Class 346** - Jr. Grand & Reserve Down & Back
- Class 347** - Down & Back, 15-16 yrs. old
- Class 348** - Down & Back, 17 yrs. & over
- Class 349** - Sr. Grand & Reserve Down & Back

### Division 1016 - Keyhole

- Class 350** - Keyhole, 12 yrs. & under
- Class 351** - Keyhole, 13-14 yrs. old
- Class 352** - Jr. Grand & Reserve Keyhole
- Class 353** - Keyhole, 15-16 yrs. old
- Class 354** - Keyhole, 17 yrs. & over
- Class 355** - Sr. Grand & Reserve Keyhole

\*See 4-H Horse & Pony Project Show Rules & Regulations for class Rules/Guidelines

# HORSE & PONY JUDGING

Thursday, July 23, 2026

Judging begins at 10:00 a.m.

Class Schedule is Subject to Change

Walk/Trot/Novice can only show in that division

Flag Ceremony 9:30 a.m..

## RING 1

### Division 1017 - Dressage

- Class 401** - Dressage Training Level, Test 1, 15 & over
- Class 402** - Dressage Training Level, Test 1, 14 & under
- Class 403** - Western Dressage Basic Level, Test 1 (all ages)
- Class 404** - Grand & Reserve Dressage
- Class 405** - Western Dressage Intro Level Test 1 (all ages)
- Class 406** - Intro. to Dressage, 14 yrs. & under (Test B)
- Class 407** - Intro. to Dressage, 15 yrs. & over (Test B)
- Class 408** - Walk/Trot, 12 yrs. & under (Test A)\*
- Class 409** - Walk/Trot, 13 yrs. & over (Test A)\*
- Class 410** - Western Dressage Intro Level Test 1  
Walk/Trot Division

\*Only allowed to ride in one Dressage test

## RING 1

30 Minute Lunch

## RING 2

English Equitation will have patterns

### Division 1010 - English Pleasure

- Class 411** - English Pleasure, 18 yrs. & over
- Class 412** - English Pleasure, 17 yrs. old
- Class 413** - English Pleasure, 16 yrs. old
- Class 414** - English Pleasure, 15 yrs. old
- Class 415** - Sr. Grand & Reserve English Pleasure
- Class 416** - Walk/Trot English Pleasure, 14 yrs. & over
- Class 417** - Walk/Trot English Pleasure, 11-13 yrs. old
- Class 418** - Walk/Trot English Pleasure, 10 yrs. & under
- Class 419** - Novice English Pleasure, 15 yrs. & over
- Class 420** - Novice English Pleasure, 14 yrs. & under
- Class 421** - English Pleasure, 14 yrs. old
- Class 422** - English Pleasure, 13 yrs. old
- Class 423** - English Pleasure, 11 & 12 yrs. old
- Class 424** - English Pleasure, 10 yrs. & under
- Class 425** - Jr. Grand & Reserve English Pleasure

**Class 446** - Overall Equitation Championship  
Will take place in Ring 1, 30 minutes after English classes are done.

Grand & Reserve Champion exhibitors from Classes 221, 226, 251, 256, 430, 440, 445

### Division 1008 - English Equitation

- Class 426** - English Equitation, 18 yrs. & over
- Class 427** - English Equitation, 17 yrs. old
- Class 428** - English Equitation, 16 yrs. old
- Class 429** - English Equitation, 15 yrs. old
- Class 430** - Sr. Grand & Reserve English Equitation
- Class 431** - Walk/Trot English Equitation, 14 yrs. & over
- Class 432** - Walk/Trot English Equitation, 11-13 yrs. old
- Class 433** - Walk/Trot English Equitation, 10 yrs. & under
- Class 434** - Novice English Equitation, 15 yrs. & over
- Class 435** - Novice English Equitation, 14 yrs. & under
- Class 436** - English Equitation, 14 yrs. old
- Class 437** - English Equitation, 13 yrs. old
- Class 438** - English Equitation, 12 yrs. old
- Class 439** - English Equitation, 11 yrs. & under
- Class 440** - Jr. Grand & Reserve English Equitation
- Bareback Equitation will not have patterns**
- Class 441** - English Bareback, 15 yrs. & over
- Class 442** - English Bareback, 14 yrs. old
- Class 443** - English Bareback, 13 yrs. old
- Class 444** - English Bareback, 12 & under
- Class 445** - Grand & Reserve English Bareback

# HORSE & PONY JUDGING

Friday, July 24, 2026

Judging begins at 9:30 a.m.

Class Schedule is Subject to Change

Warm up for jumping will be in Ring 1 from 8-9 a.m.

Baby Green Classes - participants may show only in Baby Green division. No other over fence classes.

Pole Pile Classes - participants may not show in any other over fence classes

## RING 1

Flag Ceremony 9:00 a.m.

Over Fences classes to start after

Hunter Hack is finished

### Division 1020 - Hunter Over Fences

**Class 609** - Beginner (X-rails & low 18")

**Class 610** - Intermediate (Up to 2'3")

**Class 611** - Advanced (2'3" - 2'9")

**Class 612** - Grand & Reserve Hunter Over Fences

### Division 1022 - Equitation Over Fences

**Class 613** - Advanced (2'3" - 2'9")

**Class 614** - Intermediate (up to 2'3")

**Class 615** - Beginner (X-rails & low 18")

**Class 616** - Grand & Reserve Equitation Over Fences

## RING 2

### Division 1021 - Hunter Hackensack

**Class 601** - Hunter Hack, 15 yrs. & over

**Class 602** - Hunter Hack, 14 yrs. & under

**Class 603** - Grand & Reserve Hunter Hack

### Division 1026 - Crosspoles

**Class 604** - \*Baby Green (Cross Poles) 15 yrs. & over\*

**Class 605** - \*Baby Green (Cross Poles) 14 yrs. & under\*

**Class 606** - \*Baby Green (Hunter Hack) 15 yrs. & over

**Class 607** - \*Baby Green (Hunter Hack) 14 yrs. & under

**Class 608** - \*\*Pole Pile (all ages)\*\*

## RING 1

### Division 1004- English/Western Riding

**Class 617** - Green Sr., 15 yrs. & over

**Class 618** - Green Jr., 14 yrs. & under

**Class 619** - English/Western Riding, 15 yrs. & over (Adv)

**Class 620** - English/Western Riding, 14 yrs. & under (Adv)

**Class 621** - Grand & Reserve English/Western Riding

Presentation Parade will start at 5:00 p.m.

Final Ride will be at 6:30 p.m. in Ring 1

# HORSE & PONY JUDGING

Saturday, July 25, 2026

Classes 1-27 are open to St. Clair County 4-H Horse Club members, 4-H Horse Club Parents & Leaders Only!

Classes Start at 9:30 a.m.

## Division 1027 - Horse Fun Class

**Class 1000** - Costume Class

30 Minute Break

**Class 1031** - Lead Line, 7 yrs. old & under

**Class 1032** - Adult Lead Line, 18 yrs. & over

**Class 1001** - Egg & Spoon, Mini, youth

**Class 1002** - Egg & Spoon, Mini, adult

**Class 1003** - Egg & Spoon, Walk/Trot, youth

**Class 1004** - Egg & Spoon, Walk/Trot, adult

**Class 1005** - Egg & Spoon, Walk/Trot/Lead, youth

**Class 1006** - Egg & Spoon, Walk/Trot/Lead, adult

**Class 1007** - Egg & Spoon, No Horse/Non 4-H, 10 & under

**Class 1008** - Linked Pairs, Mini, youth

**Class 1009** - Linked Pairs, Mini, adults

**Class 1010** - Linked Pairs, Walk/Trot, youth

**Class 1011** - Linked Pairs, Walk/Trot, adults

**Class 1012** - Linked Pairs, Walk/Trot/Lead, youth

**Class 1013** - Linked Pairs, Walk/Trot/Lead, adult

**Class 1014** - Steady Eddie, Mini, youth

**Class 1015** - Steady Eddie, Mini, adult

**Class 1016** - Steady Eddie, Walk/Trot, youth

**Class 1017** - Steady Eddie, Walk/Trot, adult

**Class 1018** - Steady Eddie, Walk/Trot/Lead, youth

**Class 1019** - Steady Eddie, Walk/Trot/Lead, adult

**Class 1020** - Steady Eddie, No Horse/Non-4-H, 10 & under

**Class 1021** - Ride a Buck, Walk/Trot, youth

**Class 1022** - Ride a Buck, Walk/Trot, adult

**Class 1023** - Ride a Buck, Walk/Trot/Lead, youth

**Class 1024** - Ride a Buck, Walk/Trot/Lead, adult

**Class 1025** - Extreme Showmanship (Showmanship meetings in hand trail) Open all horses & ages

30 Minute Pizza Lunch Break at the Blue Barn - All Fun Day Exhibitors invited

**Class 1026** - Blow Up Costume Obstacle Course, all ages

**Class 1027** - Wheelbarrow Races, youth

**Class 1028** - Wheelbarrow Races, mixed adult & youth

**Class 1030** - Candy Treasure Hunt, open to all 10 & under



Classes may be added or split due to numbers or time restraints

# St. Clair County 4-H Council

Council's meetings happen the third Monday in January, March, May, June, September and November at 7 p.m. at the Community Building at Goodells County Park. November is extra special and that meeting is the annual potluck at the Donald Dodge Auditorium in Port Huron. 4-H Council provides direction to the county's 4-H program.

## President

Jolee VanTroostenberghe - 2028

Kim Carrier - 2027

Val Fusee - 2027

Peggy Gregg - 2026

## Vice President

Jenny Fox - 2026

Megan Klemmer - 2026

Ashleigh Miller - 2027

Connie Murray - 2026

## Secretary

Chris Ruemenapp - 2026

Joyce Perry - 2028

Wendy Powell - 2026

Colleen Provost - 2026

## Treasurer

Katrena Doughty-Jordan - 2027

Joe Provost - 2028

Kathy Renn - 2027

Heather Stull - 2027

Linda Taylor - 2027

Jessie Aguinaga - 2026

Steve Aguinaga - 2026

Dale Avery - 2028

Jackie Avery - 2028

Pauline Besser - 2028

Eric Burgess - 2028

Amy Tenbusch - 2028

Kim Tomasek - 2027

Crystal Sovey - 2028

Cathie Usakowski - 2027

Rob Usakowski - 2026

Dana Zanger - 2028

## Honorary Lifetime Members

Denise Czostkowski

Dave Fiedler

Barb Hahn

Raemi Kunath

Allen Leone

Cindy Leone

Elaine Neiman

Kimberly Newberry

Donna Sill

Betty Stephens

Richard Sullivan

Linda Thueme

Tim Warchuck

Tom Whitenight, Sr.

Donna Wojtysiak



Congratulations  
to the 2025  
Fair Court

# FAIR COURT

## **Superintendent:**

Evelyn Weber (810) 434-8961 ekw27@yahoo.com

Nicole Herrington (810) 434-3600

Entry Deadline: July 1

Judging: Prior to Fair, TBA

Location: Goodells County Park

See Fair Court Expectations for events, #3 below.

Premiums: King/Queen=\$50 each, 1<sup>st</sup> Runner Up = \$25 each;

Court \$10 each.

## **Fair Court Requirements & Expectations:**

- 1. Applicants must enter online by July 1 for Fair Court so premium is paid and you are eligible. Failure to register for Fair Court makes you ineligible to serve win King or Queen.**
2. Must be an active youth in the St. Clair County 4-H & Youth Fair and in their community.
3. Must be willing and able to serve as host(ess) throughout fair week by attending daily functions during the duration of the Fair. Daily events include but are not limited to the following: Opening Ceremonies, Auction, Awards, Judging of Projects (livestock shows, sweepstakes), public attractions, radio appearances and entertainment activities, Crater Events.
4. Fair Court members are expected to display appropriate behavior that represents the SCC 4-H & Youth Fair at all times, be positive role models and follow the 4-H Code of Conduct.

## **Fair Court Selection Process:**

1. Interested youth should obtain an application at the Fair office or [www.stclaircounty4hfair.org](http://www.stclaircounty4hfair.org)
2. Applications should include up to 3 letters of recommendation, at least one of which should be from a 4-H leader or other adult that has witnessed your involvement in the 4-H Fair.
3. Applications due in the Fair Office by July 1.
4. All applicants will be contacted by superintendent with details of interview sessions that will be held after all applications are reviewed. Date and time TBA.
5. All applicants will have a 5-minute interview with a panel of judges.
6. Scoring on application, letters of recommendation and interview will determine the Fair Court members.
7. An introduction meeting and King/Queen interviews will take place after court is determined, but prior to fair.
8. The King & Queen will be announced at the Open Ceremonies on Monday of Fair.

## **Division 5901 – Fair Court**

**Class 01** - Fair King

**Class 02** - Fair Queen

# BEAUTIFY THE FAIRGROUNDS

## **Superintendent:**

Debbie Shinavier (810) 841-8902

Judging: Monday at 8 a.m.

Location: Around the Fairgrounds

Project Set Up: by Monday at 8 a.m.

Check in Time: By Monday at 8 a.m.

Check out Time: Saturday 7-8 p.m. or Sunday 8-9 a.m.

Premiums: 1<sup>st</sup>=\$20; 2nd=\$15; 3rd=\$10

## **Project Requirements:**

1. Open to all 4-H clubs and individuals in the county.
2. Placement of display is on a first-come, first-serve basis.  
Entry forms are due in the Fair Office by 8 a.m. on Monday and must clearly define the display's location and map provided.
3. Displays to remain in place from 8 a.m. Monday through 10 p.m. on Saturday. Displays may be set up as early as Saturday prior to the fair, after 6 p.m.
4. Displays must be structurally sound, able to withstand the weather that may be unpredictable.
5. You can build upon your display year to year, as long as there is some change to the display.
6. Award winners will be announced during Opening Ceremonies on Monday.
7. Clubs must fill out an online entry form to receive Award.
8. Exhibitor(s) are responsible for maintaining their display the week of fair.

## Judging Criteria:

- Container complimentary to the location it is placed.
- Flowers and plant containers must be fresh, healthy and complimentary to display and location.
- Overall appearance of entry.

## **Division 7501 – Interactive Display**

These displays will provide an opportunity for fair visitors to interact with your display. For example: Photo ops, seating areas, etc.

**Class 01** - 4-H Club or Group

**Class 02** - Individual

## **Division 7502 – Non-Interactive Display**

These displays will compliment an area of the fairgrounds. These are standing displays that are non-interactive to the public. For example: plants and flowering container gardens, displays made from “upcycled” or repurposed materials, etc.

**Class 04** - 4-H Club or Group

**Class 05** - Individual

## **ENTRY FORM AND MAP AVAILABLE ON FAIR WEBSITE**



# BILLBOARD CONTEST

## **Superintendent:**

Barb Hurley (810) 357-2427 barbmc29@yahoo.com

Judging: July

Location: Around the Region

Project Set Up: by July 1

Entry Deadline: July 1 by 4 p.m.

Check out Time: Must be taken down 2 weeks after fair

Premiums: 1<sup>st</sup>=\$125; 2nd=\$110; 3rd=\$100; 4<sup>th</sup>=\$90; 5<sup>th</sup>=\$80

All other New Billboards: \$50, All re-hangs \$20

Each group may enter up to 4 NEW billboards.

## **Project Requirements:**

1. Billboards must be at least 3' x 5' but are encouraged to be larger.
2. Billboards must be made of a permanent material such as plywood, paint, etc.
3. Billboard advertising the fair must include NAME OF THE FAIR, DATES AND LOCATION OF THE FAIR.
4. Billboard advertising the livestock sale must include NAME OF THE EVENT, THE DATE AND LOCATION OF THE EVENT.
5. Billboards must be posted in a prominent location in the county, and very visible by passing cars, by July 1<sup>st</sup>. They must be positioned at least 33 feet from the of the road, on private property, per the SCC Road Commission. Billboards must be taken down within two weeks from the close of the fair or award will not be paid.

## **Project Requirements continued:**

6. Billboards will be judged on creativity, design and their effectiveness in promoting the fair, i.e., if they are in a location where many people will be able to see them.
7. Clubs need to submit a billboard registration form for new boards. Include one picture of the billboard after it has been posted showing it clearly, and its location, to the fair office by 4 p.m. on July 1<sup>st</sup>
8. Billboard registration forms are available at the fair office or on the fair website.
9. Winners will be announced at Opening Ceremonies.
10. Billboards from previous years may be used again if they are still in good shape. The dates will need to be changed. Re-hangs only need to be listed on a sheet of paper with the club's name, location of board and a brief description of the board. NO PICTURE IS NEEDED for re-hangs. A \$10 premium will be paid on each re-hang, but will not be eligible for the placing in the current year's awards.
11. Clubs entering billboards must fill out an online entry to be paid an Award.

## **Division 9000 - Billboards**

**Class 01** - Fair Billboard

**Class 02** - Livestock Billboard



# TRASH BARREL CONTEST

## Superintendent:

Stacie Hartman (810) 334-4921 slhartman20@gmail.com

Entry Deadline: July 1

Judging: Monday at 10 a.m.

Location: In front of Community Building

Project Set Up: by Monday at 9 a.m.

Check in Time: By Monday at 9 a.m.

Check out Time: Trash Barrels become property of S.C.C. Parks & Recreation after judging. Recycling barrels property of the club who entered.

Premiums: 1<sup>st</sup>=\$25; 2<sup>nd</sup>=\$15; 3<sup>rd</sup>=\$10

## Project Requirements:

1. Clubs may enter as many 55-gallon barrels as they want. Clubs are responsible for obtaining barrels. Barrels may be plastic, but must measure the same diameter at the top as at the bottom. No club names on barrel.
2. Any type of permanent decorating materials (i.e., paint) may be used to decorate the barrel.
3. Trash barrels must have trash bag in it for judging. Trash bags will be handed out with registration number from the office.
4. Barrels must be registered in the fair office and placed in the designated area, and numbered with an official registration number from the office by 9 a.m. on Monday.

## Project Requirements continued:

5. Award winners will be announced during Opening Ceremonies.
6. No individual premiums will be awarded. Clubs must fill out an online entry form in order to receive an Award.
7. All trash barrels become the property of S.C.C. Parks & Recreation after they are registered for the contest. Recycling barrels are property of the club entering the barrels and encouraged to bring back year after year.
8. Recycling barrels should have a cover, suggesting locking, should encourage only recycle cans and/or bottles.
9. Recycling barrels: Clubs must empty barrels throughout the week and can keep and retain proceeds from returnables.

## Division 7701 – Trash Barrel/Recycling Barrel

**Class 01** - Trash Barrel

**Class 02** - Recycling Barrel



# EXHIBITOR OF THE YEAR

## Superintendent:

Crystal Jurczynszyn (810) 441-0852 cjurczynszyn24@hotmail.com

Location: Turn in form at Fair Office, Comm. Building

Entry Deadline: Saturday of fair by 9 a.m.

Award: Trophy & \$150 sponsored by St. Clair County 4-H Leaders Council

## Guidelines:

1. Must exhibit in at least 5 different project areas.
2. One of those project areas must include an animal project, but all 5 project areas cannot be animal projects. Example: Flowers, Fiber, Photography, Crops & Sheep.
3. No Winter Achievement projects are included towards this award.
4. Team project: Each person will receive  $\frac{1}{2}$  of the team points. Example: If a two-person team demonstration in Public Speaking got a grand champion, each person gets  $\frac{1}{2}$  points.
5. Exhibitors can only use 3 awards in any given project in accumulating points. Example: An exhibitor receiving 5 Grand, Reserve or Honorable Mention, or a combination of those, may only use the highest three placing in any given project area.

## Guidelines continued:

6. Exhibitors must fill out the Exhibitor of the Year application form and turn it into the fair office in the Community Building no later than Saturday of the Fair at 9 a.m. Any exhibitor not turning in their form, or turning a form in late, will be eliminated from consideration. Any project areas judged after Saturday of the fair, 9 a.m. may be added to the exhibitor's form, at the exhibitor's request at the conclusion of the project area judging. Exhibitor of the Year application forms will be verified prior to the award being announced.
7. Exhibitor of the Year application forms will be available at the Fair Office in the Community Building during the week of the fair.
8. Exhibitor of the Year can only be won once by an exhibitor.
9. Exhibitor of the Year winner must bring back trophy by the Wednesday of Fair week the following year and turn it into the fair office.

## Points:

Grand Champion - 3 points  
Reserve Champion - 2 points  
Honorable Mention/Breed/Variety - 1 point  
First Place Showmanship - 3 points  
Second Place Showmanship - 2 points  
High-Point - 3 points



# SWEEPSTAKES SHOWMANSHIP

## Superintendents:

Megan Tomasek (810) 334-2349 metomasek@live.com

Hannah Tomasek (810) 335-3230

Judging: Saturday at Noon

Location: Show Arena

Check In Time: Saturday at 11:30 a.m.

Awards: Cash prizes, award ribbons and overall trophy.

Registration: Grand & Reserve Champion Showmanship exhibitors in each species must confirm their participation by the conclusion of their species judging.

## Project Requirements:

1. All Grand and Reserve Champion Showman from Beef, Veal, Dairy, Sheep, Walking Fleece, Swine, Horses, Poultry, Goats, Rabbits, Dogs and Llamas are eligible and required to compete. If Grand and Reserve showman in a species is showing in another species, the alternate in that species will be determined to be the next eligible showman.
2. Participants must complete the Sweepstakes information form given to them by their project animal superintendent and return it to the office by the end of the day of their project judging.

## Project Requirements continued:

3. First Place Overall Sweepstakes Showman will be awarded \$50 cash award and a traveling trophy.
4. Superintendents and/or their assistants from each species are encouraged to attend and assist in preparation of the contest.
5. All contestants shall wear dark colored slacks and white/light colored shirts. Appearance will be judged at time of check in (11:30-11:45).
6. Highest total score wins (in case of tie, the tie will be broken by a preset oral question).
7. No horse bits – only halters will be used.
8. Exhibitors 8-19 eligible.
9. Study guides will be provided by superintendent on each project area. The information regarding animal specifics will be able to be found in the fair office during the week of fair.



# PET PARADE

## **Superintendents:**

Dave Fiedler (810) 327-2630  
Amy Wallace

Event: Saturday at 3 p.m. (during fair)

Location: Show Arena

Entry Deadline: Sign up Saturday at 2:30 p.m./Show Arena

Premiums: None.

## **Guidelines:**

The Pet Parade is open to all youth and will be held Saturday of the fair starting at 3 p.m. Pets cannot include animals already exhibited at the fair. Animals must be under control and paraded by carrying or leading around a ring. Age is determined on January 1<sup>st</sup> of the current year. Participation ribbons awarded, but no premiums paid. Class may be split or combined at the discretion of the Pet Parade Superintendents.

- Judged by a panel of 3, using 1-10 scale, rating individually. Pet does not have to be owned by exhibitor.
- Pet can only be shown once.
- Child can only show once.
- No swine of any kind may enter the fairgrounds unless moved directly to a slaughter facility from the fairgrounds.
- All dogs must have their dog license tag on their collar.
- All pets must stay in designated area.

## **Division 1 – Pet Parade**

Best costumed pet & owner  
Most unusual pet  
Pet with longest tail  
Best trick

## **Division 2 – Pet Handler**

Pet Handler 4 years or younger  
Pet Handler 5-6 years old  
Pet Handler 7-8 years old  
Pet Handler 9-19 years old



# OPEN CLASS EXHIBITORS

## Superintendents:

Linda Thueme (810) 358-3659

Entry Deadline: July 1, register online

Judging: Monday, no interviews

Location: Demonstration Hall

Project Set Up: Friday from 6:00 to 8:30 p.m.

Check in Time: Sunday between Noon & 5 p.m.

Check out Time: Sunday after fair between 8-10 a.m.

Premiums: Grand Champion \$25 & plaque, Reserve Champion \$15 and plaque.

## Adult Exhibits Project Requirements:

1. Entry tags are pre-printed and given when projects are brought in.
2. The exhibitor may enter as many divisions as they wish, with an unlimited number of exhibits.
3. Exhibitors must have reached or exceeded their 20<sup>th</sup> birthday by January 1 of the current year in order to be eligible to show in the adult exhibit category.
4. The SCC Agricultural Society reserves the right to refuse any entry. Management reserves the right to determine whether an article is worthy of exhibition.
5. Exhibitors must complete online entries by July 1.
6. All precautions will be taken to safeguard all exhibits. It is distinctly understood that in no case shall the SCC Agricultural Society or its agents be held responsible for loss or injury of any person or articles while participating in or exhibiting at the fair.

## Adult Exhibits Project Requirements continued:

7. Exhibits must be placed in the exhibit barn on Sunday before fair, between Noon and 5 p.m., and receive a claim check for each exhibit. Judging will take place on Monday, with the barn reopening for exhibition at 6 p.m. Exhibitor presence is not required during the judging and the barn will be closed to spectators during the judging process.
8. All articles must be claimed on Sunday after fair, between 8-10 a.m. by using the claim ticket process. Unclaimed articles will become the property of SCCAS.
9. The SCC Agricultural Society reserves the final and absolute right to mind all matters, questions or differences. It further reserves the right to amend or add to these rules.
10. Each exhibit will receive a rating ribbon, A, B or C. Grand and Reserve Champion and Honorable Mention ribbons will be awarded in all project areas, if warranted. Grand, Reserve and Honorable Mention ribbons can only be awarded to A-rated exhibits.
11. Exhibitors are subject to any and all applicable rules as outlined in the fair book.
12. Exhibits must remain on exhibition until Sunday at 8 a.m. when they are released. Future exhibition eligibility may be jeopardized if rules are violated.



# OPEN CLASS NEEDLEWORK

## Guidelines for Open (Adult) Needlework:

1. Size must be reasonable.
2. No re-exhibition of projects.
3. All exhibits may not consist of more than one article or piece unless permanently attached or affixed.
4. If the work was from a kit, please make a note on your entry tag.
5. All clothing must be cleaned and pressed. It is recommended that sewers should not wear their garments prior to exhibition.

## Division 6301 – Adult Yarn Work

- Class 01** - Adult, Crocheting  
**Class 02** - Adult, Crocheting, handspun yarn  
**Class 03** - Adult, Knitting  
**Class 04** - Adult, Knitting, handspun yarn  
**Class 05** - Adult, machine knitted item  
**Class 06** - Adult, rug hooking, braided, woven  
**Class 07** - Adult, weaving/spinning  
**Class 08** - Adult, Other

## Division 6302 – Adult Thread Work

- Class 20** - Adult, embroidery, cross stitch, counted cross st.  
**Class 21** - Adult, Needlepoint  
**Class 22** - Adult, Other

## Division 6303 – Adult Quilting

- Class 30** - Adult, hand quilted item, wearable  
**Class 31** - Adult, hand quilted item, non wearable  
**Class 32** - Adult, machine quilted item, wearable  
**Class 33** - Adult, machine quilted item, non wearable  
**Class 34** - Adult, 6 in. quilt block, unfinished edges

## Division 6304 – Adult Wearable Article/Outfit or Ensemble

- Class 40** - Adult, wearable article, outfit or ensemble/sewn

## Division 6305 – Adult Non Wearable Article

- Pillow, wall hangings, throws or stuff animals  
**Class 50** - Adult, non-wearable article that has been sewn

## Division 6306 – Adult Sewing Kits

- Class 60** - Adult/Any kit or pre-printed panel/sewn



# OPEN CLASS CULINARY ARTS

## **Guidelines for Open (Adult) Culinary Arts:**

1. Size must be reasonable.
2. No re-exhibition of projects.
3. No mixes or commercially prepared foods can be used.
4. For safety and health purposes, all perishable entries with the exception of decorated cakes will become the property of the fair.
5. All food preparation entries, with the exception of pies and decorated cakes, are to be exhibited on paper plates or board squares, placed in a Ziploc bag with the entry tag attached.
6. Decorated cakes to be set up.
7. Decorated cakes may be made from a mix.
8. Decorated cakes must be made of all edible decorations except for wedding cakes which may have plastic or other materials for their dividers and top ornaments. No candy on decorated cakes, unless homemade. No crackers. Frosting must be homemade.
9. Decorated cakes are to be exhibited on a board covered with foil. If not, they will be judged but given one grade lower.
10. Recipe to be attached to all baked goods.

## **Division 6401 - Adult Cookies**

- Class 01** - Adult, dropped cookies, 3 cookies  
**Class 02** - Adult, shaped cookies, 3 cookies  
**Class 03** - Adult, rolled cookies, 3 cookies  
**Class 04** - Adult, bar cookies, 3 cookies

## **Division 6402 – Adult Cakes**

- Class 20** - Adult, 3 cake squares, unfrosted  
**Class 21** - Ad, 3 plain unfrosted cupcakes, papers allowed  
**Class 22** - Adult, 3 frosted cupcakes, papers allowed  
**Class 23** - Adult, Cakes

## **Division 6403 – Adult Breads**

- Class 30** - Adult, quick bread, one loaf or 3 muffins  
**Class 31** - Adult, yeast bread, do not use bread machine  
**Class 32** - Adult, 3 yeast rolls  
**Class 33** - Adult, coffee cake  
**Class 34** - Adult, sweet rolls or donuts, exhibit 3  
**Class 35** - Adult, foreign pastries

## **Division 6404 – Adult Pies**

- Class 40** - Adult, Fruit Pies  
**Class 41** - Adult, Fruit tarts, exhibit 3

## **Division 6405 – Adult Cake Decorating**

- Class 51** - Adult, cut-out cakes  
**Class 52** - Adult, decorated cakes  
**Class 53** - Adult, form pan cakes  
**Class 54** - Adult, decorated confections, candy, gingerbread  
**Class 55** - Adult, wedding cakes

## **Division 6401 - Adult Cookies**

- Class 01** - Adult, dropped cookies, 3 cookies  
**Class 02** - Adult, shaped cookies, 3 cookies  
**Class 03** - Adult, rolled cookies, 3 cookies  
**Class 04** - Adult, bar cookies, 3 cookies

## **Division 6402 – Adult Cakes**

- Class 20** - Adult, 3 cake squares, unfrosted  
**Class 21** - Ad, 3 plain unfrosted cupcakes, papers allowed  
**Class 22** - Adult, 3 frosted cupcakes, papers allowed  
**Class 23** - Adult, Cakes

## **Division 6403 – Adult Breads**

- Class 30** - Adult, quick bread, one loaf or 3 muffins  
**Class 31** - Adult, yeast bread, do not use bread machine  
**Class 32** - Adult, 3 yeast rolls  
**Class 33** - Adult, coffee cake  
**Class 34** - Adult, sweet rolls or donuts, exhibit 3  
**Class 35** - Adult, foreign pastries

## **Division 6404 – Adult Pies**

- Class 40** - Adult, Fruit Pies  
**Class 41** - Adult, Fruit tarts, exhibit 3

## **Division 6405 – Adult Cake Decorating**

- Class 51** - Adult, cut-out cakes  
**Class 52** - Adult, decorated cakes  
**Class 53** - Adult, form pan cakes  
**Class 54** - Adult, decorated confections, candy, gingerbread  
**Class 55** - Adult, wedding cakes

## **Division 6406 – Adult Hor d'Oeuvres**

- Class 56** - Adult, 3 creations on plate in Ziploc bag

## **Division 6407 – Adult Gluten Free**

- Class 57** - Adult, Gluten Free cookies  
**Class 58** - Adult, Gluten free cake  
**Class 59** - Adult, Gluten free bread  
**Class 60** - Adult, Gluten free pie

## **Division 6408 – Adult Canned Fruits & Vegetables**

- Class 01** - Adult, 3 jars, 3 kinds of fruit  
**Class 02** - Adult, 3 jars, 3 kinds of tomatoes, including juice  
**Class 03** - Adult 3 jars, each of different product  
**Class 04** - Adult, 3 jars, pickles, each a different kind  
**Class 05** - Adult, 3 jars, 3 kinds of jam, jellies\*

\*Jellies or preserves. Different size jelly jars are acceptable in this Division. Each jar should be labeled as follows: Product, name, address, division, class, contents, date. Exhibits may be made in either pint or quart jars. The jars should be of uniform type. Do not use artificial coloring or bleaching agents. All canned goods to be preserved in the last 12 months.

## **Division 6409 – Adult Food Gifts in a Jar**

- Class 10** - Adult, desserts (cookies, cakes, etc.)  
**Class 11** - Adult, soups  
**Class 12** - Adult, other

# OPEN CLASS FOLK ARTS

## Guidelines for Open (Adult) Folk Arts:

1. Size must be reasonable.
2. No re-exhibition of projects.
3. All exhibits may not consist of more than one article or piece unless permanently affixed or attached.
4. If the work was not original, meaning from a kit, make a note on the entry tag.
5. No item of value to be used.

## Division 6601 – Adult Felting & Fiber Art

**Class 01** - Adult, hand felted item from any fiber

**Class 02** - Adult, machine felted item from any fiber

**Class 03** - Adult, product of fiber

## Division 6602 – Adult Holiday Decoration

**Class 20** - Adult, tree, small, handmade, no ceramic

**Class 21** - Adult, wreath

**Class 22** - Adult, centerpiece

**Class 23** - Adult, Christmas-type tree, any size, decorated

**Class 24** - Adult, Other

## Division 6603 – Adult Scarecrow

**Class 30** - Adult, Scarecrow, one entry in this class

All exhibits must be between 4 & 5 feet tall (from base to top including any headgear) and between 2-3 feet wide, at widest point, and must stand alone on its own base. Judged on creativity, uniqueness, attractiveness, good use of materials, and color. Scarecrows should not contain items of value.

## Division 6604 – Adult Woodworking

**Class 40** - Adult, woodworking with finished surface

**Class 41** - Adult, woodworking, unfinished or rustic surface

**Class 42** - Adult, refinished furniture, indoor/outdoor



# OPEN CLASS FINE CRAFTS

**ENTRY DEADLINE JULY 1**

**Guidelines for Open (Adult) Fine Crafts:**

1. Size must be reasonable.
2. No re-exhibition of projects.
3. All exhibits may not consist of more than one article or piece unless permanently attached or affixed.
4. If the work was not original, meaning from a kit, make a note on your entry tag.

**Division 6501 – Adult Ceramics**

**Class 01** - Adult, ceramic item, exhibitor cleaned greenware

**Class 02** - Adult, ceramic item, exhibitor purchased bisque

**Class 03** - Adult, plaster item

**Class 04** - Adult, porcelain item, exhibitor cleaned greenware

**Class 05** - Adult, porcelain item, exhibitor purchased bisque

**Division 6502 – Adult Scrap & Ecology Art**

**Class 20** - Adult, Scrap & Ecology

**Division 6503 – Adult Painting**

**Class 30** - Adult, Painted Shirt

**Class 31** - Adult, Painted item, such as furniture



# OPEN CLASS FINE ARTS

## Guidelines for Open (Adult) Fine Arts:

1. Size must be reasonable.
2. No re-exhibition of projects.
3. All exhibits may not consist of more than one article or piece unless permanently attached or affixed.
4. If the work was not original, meaning from a kit, make a note on your entry tag.
5. Drawings must be matted on a hard surface. Framing will not be considered in the judging (Division 6504).
6. Do not put glass in frames.

## Division 6504 – Adult Fine Art

**Class 40** - Adult, painting, acrylic/Tempra/oil

**Class 41** - Adult, water color

**Class 42** - Adult, charcoal drawing

**Class 43** - Adult, pencil drawing (#2 pencil not rec.)

**Class 44** - Adult, ink drawing (ballpoint not rec.)

**Class 45** - Adult, chalk/pastel drawing

## ENTRY DEADLINE JULY 1



# OPEN CLASS PHOTOGRAPHY

## Guidelines for Open (Adult) Photography:

1. Poster board to be cut to include a one-inch border around print on all 4 sides.
2. Use only poster board. No foam board and no writing on pictures. No framing. No matting.
3. Black and white or unprofessionally processed pictures only. Prints from a digital camera printed by exhibitor would be considered unprofessionally processed pictures.
4. List on back of poster board the type of camera and lens, type of phone camera.
5. Exhibits must be new photographs, not previously exhibited.
6. Digital prints must be unaltered, printed as the subject was photographed without enhancements.

## Division 6701 – Adult Photography 5x7 Print

**Class 01** - Adult, Black & White Print

**Class 02** - Adult, Color Print

## Division 6702 – Adult Photography 8x10 Print

**Class 04** - Adult, Black & White Print

**Class 05** - Adult, Color Print

## Division 6703 – Adult Photography Digitally Enhanced 5x7 Enlargement

**Class 06** - Black/white or color print digitally enhanced.

## Division 6704 – Adult Photography Digitally Enhanced 8x10 Enlargement

**Class 07** - Black/white or color print digitally enhanced.



# OPEN CLASS ANTIQUES

## Guidelines for Open (Adult) Antiques:

1. Size must be reasonable.
2. No re-exhibition of projects.
3. Antiques should not be less than 50 years old.
4. No exhibition of weapons, sharp objects or knives.
5. No books.
6. Must be clean.

## Division 6801 – Adult Antiques

**Class 01** - Adult, Acc., handbags, gloves, shoes, boots, hats

**Class 02** - Adult, Advertise., signs, bottles, tin containers

**Class 04** - Adult, bottles, milk, cream, pop, medicine

**Class 05** - Adult butter churn

**Class 06** - Adult, copper, brass, iron

**Class 07** - Adult, crockery, pottery

**Class 08** - Adult, china, single item

## Division 6801 – Adult Antiques continued:

**Class 10** - Adult, games, toys

**Class 11** - Adult, glass, carnival, depression, cut, etc.

**Class 12** - Adult, household implements, flat irons, etc.

**Class 13** - Adult, Indian artifacts

**Class 14** - Adult, jars, dated and others

**Class 15** - Adult, kitchenware, wooden, metal, etc.



**Class 16** - Adult, lamps, lanterns

**Class 17** - Adult, quilts, spreads or linen bedding

**Class 18** - Adult, school items

**Class 19** - Adult, tools, farm, misc., woodworking, etc.

**Class 20** - Adult, other (please identify online entry)



**ENTRY DEADLINE  
JULY 1**



# OPEN CLASS AGRICULTURE

## Guidelines for Open (Adult) Agriculture:

1. Loose grain must be in peck size container.
2. Select division number and class that corresponds with type of crop you are exhibiting.
3. Must be new exhibit, no re-exhibiting of project will be allowed.

**ENTRY DEADLINE**  
**JULY 1**

## Division 7101 – Adult Crops

- Class 01** - Adult, Navy Beans, 1 peck
- Class 02** - Adult, Corn, 1 peck shelled
- Class 03** - Adult, Wheat, 1 peck
- Class 04** - Adult, Oats, 1 peck
- Class 05** - Adult, Barley, 1 peck
- Class 06** - Adult, Soybeans, 1 peck
- Class 07** - Adult, other small grains, 1 peck, (specify online)
- Class 08** - Adult, Sugar Beets, 3 beets, topped & tied togt.
- Class 09** - Adult, square hay bale from current year
- Class 10** - Adult, square straw bale from current year
- Class 11** - Adult, Honey
- Class 12** - Adult, Maple Syrup



# OPEN CLASS HORTICULTURE

## Guidelines for Open (Adult) Horticulture:

1. Size of display container must be reasonable.
2. Must be home grown to exhibit in Division 7001-7003.
3. Not judged on type of container used, only on vegetables that are presented in Divisions 7001-7003.

## Division 7001 – Adult Vegetable Garden

**Class 01** - Adult, exhibit 3 different kinds of vegetables

**Class 02** - Adult, exhibit 6 different kinds of vegetables

## Division 7002 – Adult Fresh & Dried Herbs

**Class 03** - Adult, display of cut herbs, 3 bunches, labeled

**Class 04** - Adult, display of cut herbs, 6 bunches, labeled

## Division 7003 – Adult Vegetable Container Garden

**Class 05** - Adult, vegetable grown in portable container

**Class 06** - Adult, herbs grown in portable container



# OPEN CLASS FLORICULTURE

## Guidelines for Open (Adult) Floriculture:

1. Size must be reasonable.
2. No re-exhibition of projects.
3. All exhibits may not consist of more than one article or piece unless permanently attached or affixed.
4. Exhibits in Division 6903 must be cared for at least 6 weeks prior to exhibition.

## Division 6901 – Adult Live Flower Arrangement

**Class 01** - Adult, flower arrangement, fresh flowers\*

**Class 02** - Adult, flower arrangement, purchased flowers

**Class 03** - Adult, arrangement of live wildflowers

\*Flowers grown by exhibitor.

## Division 6902 – Adult Dried/Silk Flower Arrangements

**Class 04** - Adult, dried flower arrangement

**Class 05** - Adult, silk flower arrangement

## Division 6903 – Adult Indoor/Outdoor Garden

**Class 06** - Adult, houseplant, flowering & foliage plants

**Class 07** - Adult, dish/container gardens, terrariums\*

**Class 08** - Adult, hanging plants

**Class 09** - Adult, cacti, succulents

\*Planters, etc.



# OPEN CLASS FARM DECORATIONS

## Division 7201 – Adult Farm Decorations

**Class 01** - Garden/Yard Art: Must be freestanding, weather proof, easily moveable. Made of all recycled materials, no purchased items to be used. May be hand painted. Resource: Pinterest

**Class 02** - Decorated Float: Using a child's wagon construct a float that is representing some aspect of the St. Clair County 4-H & Youth Fair. No items of value to be used. No glass. Must be able to roll on its wheels. Size should not be greater than 4'x 3'. Limit one entry in this class.

## Division 7201 – Adult Farm Decorations continued:

**Class 03** - Fairy House: use only recycled materials or handmade pottery to construct. Judging is of the fairy house only, not any included accessories.

**Class 04** - Wind Chimes: Made of all recycled materials. No purchased items to be used. Must be able to hang



# OPEN CLASS CREATIVE WRITING

## **Guidelines for Open (Adult) Creative Writing:**

1. All writing compositions must be final original works.
2. Entries are to be dropped off on Sunday.
3. All stories are not to be over 4 pages, with a minimum font size of 12 pt.
4. All writings should be in a folder with entry tag on front indicating your name and class. Without folder, exhibit will be lowered one rating.
5. Creative writing is judged only on the content of the story or poem, not on the covers. However, all writings should be typed.

## **Division 7301 – Adult Short Stories Fiction**

**Class 50** - Adult, short story, fiction

## **Division 7302 – Adult Poem**

**Class 60** - Adult, poem

## **Division 7303 – Adult Short Story Non-Fiction**

**Class 70** - Adult, short story, non-fiction

## **Division 7304 – Adult Creative Writing Other**

**Class 80** - Adult, other

## **Division 7305 – Adult Scrapbook**

**Class 90** - Adult, scrapbook, one entry in this class

## **Division 7306 – Adult Greeting Cards**

To be placed in a Ziploc-type bag. Limit of two entries in this division per exhibitor.

**Class 01** - Adult, handmade greeting cards

**Class 02** - Adult, machine made, such as cricket

**ENTRY DEADLINE  
JULY 1  
No entries will be  
accepted after July 1**

# FAIR CAMPING

## **FAIR CAMPING**

Camping Applications Due July 1 - \$120

Fee after July 1 is \$150

**Campsite Size: 20' x 40'**

## **RULES FOR CAMPING:**

1. CAMPER HITCHES MUST FACE DRIVEWAY OF YOUR CAMPSITE. This is a fire/emergency requirement.
2. Parent/Guardian who fills out the camping application is responsible for campsite at all times and limited to Fair-affiliated people.
3. Campsite is only to be occupied by registered campers, with ADULTS 21 years & older supervision at all times.
4. Generators can be operated from 7 a.m. to 11 p.m.
5. Campfires will be allowed only by authorization of the S.C.C. Parks & Recreation, weather permitting. All campfires must be in an above-the-ground fire pit or sod cut back and replaced after fire cleaned up. **NO FIRES ON THE GRASS!**
6. Only one vehicle may be parked in camping vicinity. Additional vehicles must purchase a separate admission pass and park in designated parking facilities. Admission pass must be displayed in each vehicle at all times while in the campground. No unauthorized motorized vehicles, rollerblades, scooters, bicycles or skateboards permitted.
7. A CAMPING PERMIT WILL BE ISSUED FOR EACH CAMPSITE PURCHASED. THE CAMPING PERMIT MUST BE DISPLAYED IN THE WINDOW FACING THE DRIVEWAY, OR THE CLOSEST WINDOW TO THE DRIVEWAY. FAILURE TO DO SO MAY RESULT IN YOUR CAMPER BEING TOWED.
8. Campers must clean up camping site during and after Fair, dispose of own trash, and return fire pit to its original state. If picnic tables are desired, supply your own, none provided. Before leaving, please remove your site flag.
9. Campsites must be quiet from midnight to 7 a.m. All campers must be at their campsite by midnight.
10. Alcoholic beverages are not permitted in the campground or fairgrounds.
11. Destruction of county property is prohibited.
12. Dogs or any other animals are not allowed in the campground or fairgrounds.
13. The camping area will be determined at the sole discretion of the S.C.C. Agricultural Society and is subject to change due to restrictions placed upon the Society by the County of St. Clair.
14. Persons wishing to camp near each other MUST state on their application who they want to camp with, including the club name. Ex: Want two campsites for the same family, 1 application only.
15. Camping superintendent will be available on Sunday prior to fair ONLY, except from 6:30-7:30 p.m. No campers or vehicles are to arrive prior to Saturday. Admission passes & camping fee receipt will be mailed by the fair office, but you must provide a self-addressed stamped envelope. If mailed, this will not include a S.C.C.A.S. membership. Any admission passes & camping receipt picked up by an adult at the fair office in person is eligible for membership.
16. If a self-addressed stamped envelope is not provided, the camping permits, map & weekly admission pass can be picked up at the Fair Office at Goodells County Park starting the Monday prior to the fair during Fair Office hours. See office hours posted on the fair website.
17. Camping applications/fees are DUE NO LATER THAN JULY 1. Any received after this date will be filled on an as-available basis only with an additional \$20 late fee assessed. Admission passes go up \$10 after July 1, so a camping fee of \$150 after July 1.
18. Campers can leave at any time, but please be courteous to your camping neighbors. It is not recommended that campers leave after 3 p.m. daily due to traffic congestion.
19. NO DUMPING OF GRAY OR BLACK WATER TANKS ON THE FAIRGROUNDS.
20. Failure to adhere to the above rules will lead to expulsion from the campgrounds. In case of expulsion, fees will not be refunded.
21. The S.C.C. Agricultural Society reserves the right to deny any camping application. By filling out an application you agree to abide by the rules stated herein.
22. Campsites are filled on first-come, first-serve basis.
23. If your camper is larger than or will take more room than 20'x 40' you must purchase 2 or more campsites.
24. Campers/tents and all external equipment and personal items must be contained within the 20'x40' camp site assigned. Campers cannot block the roadway, close off the roadways, park more than one vehicle or trailers in campgrounds.

**Make Checks Payable to: S.C.C. Ag Society**  
**Please Enclose a Self-Addressed Stamped Envelope with USPS Stamp attached**

**Return to: Fair Office, P.O. Box 325, Marysville, MI 48040**

\* \*

# CAMPING APPLICATION

Name \_\_\_\_\_

Address \_\_\_\_\_

City \_\_\_\_\_ Zip \_\_\_\_\_

Telephone Number during week of fair: \_\_\_\_\_

Email Address: \_\_\_\_\_

Number of Campsites # \_\_\_\_\_

Request 24/7 Generator Camping

If you check this box you will be placed in the generator-specific camping, and you can run your generator 24/7

4-H Club \_\_\_\_\_

Special Requests: \_\_\_\_\_

Include in Special Requests if you want to camp by someone specifically, or with your 4-H club

If applying for 2 or more campsites, preference on site arrangement

Circle preference

Site Area Preference

- Rabbit Area - East of Rabbit Barn (north side of Co. Park Drive)
- Old Campground (south side of Co. Park Drive)
- Handicap accessible site, close to pavement, this is rustic camping

## CAMPING & ADMISSION ORDER FORM

**Campsites are 20x40**  
**If you have a longer camper than 40', you need at least 2 sites**

# sites \_\_\_\_\_ Camping prior to July 1 = \$120

# sites \_\_\_\_\_ Camping after July 1 = \$150

# \_\_\_\_\_ Superintendent Camping = \$50

# passes \_\_\_\_\_ Weekly Admission Passes = \$70  
Prior to July 1

# passes \_\_\_\_\_ Weekly Admission Passes = \$80  
July 2 to July 19

Total Enclosed: \_\_\_\_\_

**WEEKLY ADMISSION PASS INCLUDED WITH EVERY PAID CAMPSITE**

Make Checks payable to S.C.C. Ag Society

Please enclose a self-addressed stamped envelope with USPS Stamp attached

If no envelope & stamp, camping can be picked up at Fair Office at Goodells County Park the week prior to fair

Mail to: S.C.C.A.S., P.O. Box 325, Marysville, MI 48040